

# CompTIA

## Exam Questions N10-007

CompTIA Network+ N10-007



#### NEW QUESTION 1

- (Exam Topic 1)

A device operating at Layer 3 of the OSI model uses which of the following protocols to determine the path to a different network?

- A. STP
- B. RTP
- C. RIP
- D. NTP
- E. SIP

**Answer:** C

#### NEW QUESTION 2

- (Exam Topic 1)

Which of the following would a company place at the edge of its network if it wants to view and control which Internet applications are being used?

- A. VPN concentrator
- B. NGFW
- C. IDS/IPS
- D. Proxy server

**Answer:** B

#### NEW QUESTION 3

- (Exam Topic 1)

Which of the following wireless connection types utilize MIMO on non-overlapping channels? (Choose two.)

- A. 802.11a
- B. 802.11ac
- C. 802.11b
- D. 802.11g
- E. 802.11n

**Answer:** BE

#### NEW QUESTION 4

- (Exam Topic 1)

Which of the following is a vulnerable system designed to detect and log unauthorized access?

- A. SIEM
- B. Honeypot
- C. DMZ
- D. Proxy server

**Answer:** B

#### NEW QUESTION 5

- (Exam Topic 1)

A UTM is deployed on the external edge of the main corporate office. The office connects to the WAN port of the edge router. The edge router at the main office connects to the remote offices using GRE IPSec tunnels. A network administrator notices that a worm that was not detected by the UTM has spread from the remote sites into the corporate network. The UTM currently has traffic rules applied that should block the port used by the worm. Which of the following steps would MOST likely correct this issue?

- A. Move the UTM onto the LAN side of the network
- B. Enable TLS inspection on the UTM
- C. Enable stateful inspection on the UTM
- D. Configure the UTM to deny encrypted files from being transferred

**Answer:** C

#### NEW QUESTION 6

- (Exam Topic 1)

Which of the following DNS record types is an alias?

- A. CNAME
- B. PTR
- C. NS
- D. SRV

**Answer:** A

#### NEW QUESTION 7

- (Exam Topic 1)

A network technician installs a web server on the firewall. Which of the following methods should the technician implement to allow access to outside users without giving access to the inside network?

- A. VLAN
- B. DMZ
- C. SNMP
- D. NTP

**Answer:** B

#### NEW QUESTION 8

- (Exam Topic 1)

A company has just refreshed the hardware in its datacenter with new 10G Ethernet switches wishes to set up a new storage area network but must use existing infrastructure. Which of the following storage standards should the technician use?

- A. iSCSI
- B. Fibre Channel
- C. NAS
- D. InfinBand

**Answer:** C

#### NEW QUESTION 9

- (Exam Topic 1)

A home user has purchased a new smart TV to stream online video services. The smart TV is unable to connect to the wireless network after several attempts. After from vacation, the home user tries again and can connect the TV to wireless network. However, the user notice a laptop is no longer able to connect to the network. Which of the following is the MOST likely cause?

- A. The DHCP scope has been exhausted.
- B. The security passcode has been changed
- C. The SSID is hidden.
- D. The AP configuration was reset.

**Answer:** A

#### NEW QUESTION 10

- (Exam Topic 1)

A technician is configuring a default route with IPv6. Which of the following is the correct setting for an IPV6 default rout?

- A. :: 1
- B. :: /0
- C. 2001: :0/64
- D. FE80 : :0/64

**Answer:** C

#### NEW QUESTION 10

- (Exam Topic 1)

Employees want the ability to use personal devices on the guest network while working out at the company gym. In order to meet the request, which of the following policies requires employee adherence?

- A. AUP
- B. SLA
- C. NDA
- D. MOU

**Answer:** A

#### NEW QUESTION 15

- (Exam Topic 1)

A new building needs to be joined to an existing network, but management has decided that running fiber is too expensive. Since the buildings are bout 1000ft (305m) apart, the IT department has been asked to propose alternatives. Which of the following is the BEST device to add to each building to facilitate the extension of the network while meeting budgetary demands?

- A. Switch
- B. Router
- C. Media converter
- D. PTP wireless

**Answer:** D

#### NEW QUESTION 16

- (Exam Topic 1)

A network technician is troubleshooting an issue and has established a theory of probable cause. Which of the following steps should the network technician take NEXT?

- A. Test the possible solution
- B. Question the users
- C. Determine what has changed
- D. Document the theory

**Answer:** A

#### NEW QUESTION 21

- (Exam Topic 1)

A technician is installing a new wireless badging system on a hospital network. The requirements of the badging system are for it to have its own SSID and low power levels. The badging system has to cover 99.9% of the hospital. Which of the following is the BEST action to take to meet the system requirements?

- A. Install additional WAPs
- B. Install external antennas
- C. Move the WAPs closer to the more populated area
- D. Change the antenna types

**Answer:** A

#### NEW QUESTION 26

- (Exam Topic 1)

An entire enterprise cannot access a specific website. The network technician knows the website was accessible last week. The technician can also ping the website. Which of the following is the technician MOST likely to find upon investigation?

- A. The firewall is misconfigured.
- B. The network is being hit by a zero-day attack.
- C. The SSL certificate is untrusted.
- D. The SSL certificate has expired.

**Answer:** D

#### NEW QUESTION 31

- (Exam Topic 1)

A network administrator is redesigning network security after an attack. During the attack, an attacker used open cubicle location to attach devices to the network. The administrator wants to be able to monitor future attack in a safe environment and determine the method of attack. Which of the following should the administrator do to Best meet this requirement?

- A. Create a VLAN for the unused ports and create a honeypot on the VLAN.
- B. Install a BPDU guard on switchports and enable STP
- C. Create a DMZ for public server and secure a segment for the internal network
- D. Install antivirus software and set an ACL on the servers.

**Answer:** A

#### NEW QUESTION 35

- (Exam Topic 1)

To replace a defective UPS, the network administrator must take the switch offline. The administrator wants to be able to perform maintenance UPS in the future without affecting the availability of the attached switch. Which of the following would BEST allow this to happen?

- A. Add a redundant power supply to the switch
- B. Implement stacking on the switches in the rack
- C. Add a second UPS into the rack
- D. Install a power converter for the switch

**Answer:** A

#### NEW QUESTION 37

- (Exam Topic 1)

In a service provider network, a company has an existing IP address scheme. Company A's network currently uses the following scheme:

```
Subnet 1: 192.168.1.0/26
Subnet 2: 192.168.1.65/26
```

Company b uses the following scheme: Subnet 1: 192.168.1.50/28

The network administrator cannot force the customer to update its IP scheme. Considering this, which of the following is the BEST way for the company to connect these networks?

- A. DMZ
- B. PAT
- C. NAT
- D. VLAN

**Answer:** C

#### NEW QUESTION 40

- (Exam Topic 1)

A critical vulnerable is discovered on a network device. The vendor state it has already patched this vulnerable in its current release. Which of the following actions should an administrator take?

- A. Change the default password.
- B. Use a firewall in front of the device.
- C. Update the firmware.
- D. Upgrade the configuration.

**Answer:** B

**NEW QUESTION 42**

- (Exam Topic 1)

A network technician recently installed a new server on a network. The technician must ensure the server does not have any unnecessary services running. The IP address of the server is 204.211.38.50

Which of the following commands would allow the technician to make this determination?

- A. nmap
- B. pathping
- C. route
- D. nslookup

**Answer:** A

**NEW QUESTION 45**

- (Exam Topic 1)

Which of the following communication media can carry many voice, data, and video channels simultaneously over multiple frequencies?

- A. Broadband
- B. Baseband
- C. Analog modem
- D. CSMA

**Answer:** A

**NEW QUESTION 46**

- (Exam Topic 1)

A technician is setting up a public guest network for visitors to access the Internet that must be separate from the corporate network. Which of the following are the BEST steps for the technician to take with minimum overhead configuration? (Choose two.)

- A. Enable SSID broadcasting to identify the guest network
- B. Configure visitor devices to use static IP addresses
- C. Enable two-factor authentication on visitor devices
- D. Configure the access point to use WPA2-AES encryption
- E. Ensure the access point is not running in mixed mode

**Answer:** AB

**NEW QUESTION 49**

- (Exam Topic 1)

A network technician is setting up a new router. Since it is exposed to the public, which of the following are the BEST steps the technician should take when setting up this device? (Choose two.)

- A. Disable unnecessary services.
- B. Use private IP addresses.
- C. Allow remote management access.
- D. Disable the console port.
- E. Enable encryption.
- F. Upgrade to the latest firmware.

**Answer:** AF

**NEW QUESTION 50**

- (Exam Topic 1)

A technician is troubleshooting a point-to-point fiber-optic connection. The technician is at a remote site and has no connectivity to the main site. The technician confirms the switch and the send-and-receive light levels are within acceptable range. Both fiber SFPs are confirmed as working. Which of the following should the technician use to reveal the location of the fault?

- A. OTDR
- B. Light meter
- C. Tone generator
- D. CSU/DSU

**Answer:** A

**NEW QUESTION 55**

- (Exam Topic 1)

A technician is troubleshooting network connectivity issue with a remote host. Which of the following tools would BEST between the client and the remote host?

- A. tracer
- B. ping
- C. tcpdump
- D. pathping
- E. netstate
- F. nslookup
- G. route

**Answer:** EF

**NEW QUESTION 58**

- (Exam Topic 1)

A technician is investigating the cause of a network outage. Which of the following documents should be checked to rule out configuration issues?

- A. Change management records
- B. Inventory management
- C. Network log files
- D. Logical diagrams

**Answer:** A

**NEW QUESTION 59**

- (Exam Topic 1)

A router is set up to utilize RIPv2 to route traffic throughout the network. Which of the following routing metrics is used to determine the path?

- A. Distance
- B. bandwidth
- C. Speed
- D. hop count

**Answer:** D

**NEW QUESTION 64**

- (Exam Topic 1)

A company has two geographically separate locations that need to connect using a VPN. Which of the following devices must be specifically configured to allow VPN traffic into the network?

- A. Firewall
- B. Switch
- C. Router
- D. Modem

**Answer:** A

**NEW QUESTION 67**

- (Exam Topic 1)

A network technician receives a call from a user in the accounting department stating that Internet connectivity has been lost after receiving a new workstation. No other users in accounting are reporting similar issues. The network technician is able to ping the machine from the accounting department's router, but is not able to ping the machine from the IT network. Which of the following is MOST likely the cause?

- A. Incorrect default gateway
- B. Duplicate IP address
- C. Misconfigured OSPF
- D. Improper VLAN assignment

**Answer:** A

**NEW QUESTION 71**

- (Exam Topic 1)

A technician is troubleshooting network connectivity issues with a remote host. Which of the following tools would BEST inform the technician of nodes between the client and the remote host? (Choose two.)

- A. tracer
- B. ping
- C. tcpdump
- D. pathping
- E. netstat
- F. nslookup
- G. route

**Answer:** AD

**NEW QUESTION 73**

- (Exam Topic 1)

Which of the following are characteristics of jumbo frames? (Choose two.)

- A. Commonly used on SAN
- B. MTU size greater than 1500
- C. MTU size greater than 10000
- D. Commonly used on IaaS
- E. MTU size greater than 12000

**Answer:** AB

#### NEW QUESTION 75

- (Exam Topic 1)

A network engineer planning for wireless connectivity in large office building. Currently, the office building contains both legacy and newer devices. Which of the following wireless network routers should engineer select for the fastest throughput for all wireless devices in the office building?

- A. 802.11ac
- B. 802.11b
- C. 802.11g
- D. 802.11n

**Answer:** A

**Explanation:**

<https://www.forbes.com/forbes/welcome/?toURL=https://www.forbes.com/sites/gordonkelly/2014/12/30/802-11>

#### NEW QUESTION 78

- (Exam Topic 1)

Which of the following is the correct port number for NTP?

- A. 25
- B. 69
- C. 123
- D. 161

**Answer:** C

#### NEW QUESTION 81

- (Exam Topic 1)

A network administrator wishes to ensure there are no unnecessary open communication paths into a server. Using a port scanner, the administrator finds that ports are reported as closed. Which of the following BEST explains this response?

- A. The ports belong to an active system and are denying requests
- B. The ports are associated with deprecated services
- C. The ports do not belong to a live system
- D. The ports replied with a SYN/ACK response

**Answer:** B

#### NEW QUESTION 84

- (Exam Topic 1)

A network technician has unable to make a from a datacenter. The technician attempts to use the cables to connect desktops to the network without success. Which of the following is MOST likely the issue?

- A. The cables have an incorrect pin out
- B. The cables UTP instead of STP.
- C. The cables are 6 instead of Cat 5.
- D. The cables plenum rated.

**Answer:** D

#### NEW QUESTION 88

- (Exam Topic 1)

A network technician is implementing a solution on the network to hide the workstation internal IP addresses across a WAN. Which of the following is the technician configuring?

- A. QoS
- B. DMZ
- C. RIP
- D. NAT

**Answer:** D

#### NEW QUESTION 91

- (Exam Topic 1)

A technician is allocating the IP address space needed for a remote office. This office will contain the engineering staff with six employees and the digital marketing staff with 55 employees. The technician has decided to allocate the 192.1.0/24 block to the remote office. The engineering staff has been allocated the 192.168./29 subnet. Using the LEAST amount of space possible, which of the following would be the last usable IP address in the engineering subnet?

- A. 192.168.1.62
- B. 192.168.1.63
- C. 192.168.1.70
- D. 192.168.1.71

**Answer:** A

#### NEW QUESTION 92



- (Exam Topic 1)

A network administrator would like to collect information from several networking devices using SNMP. Which of the following SNMP options should a network administrator use to ensure the data transferred is confidential?

- A. authpriv
- B. SHA
- C. MD5
- D. Authentication passphrase

**Answer:** A

#### NEW QUESTION 95

- (Exam Topic 1)

A typical cell tower will have microwave and cellular antennas. Which of the following network topologies do these represent? (Choose two.)

- A. Point-to-multipoint
- B. Bus
- C. Point-to-point
- D. Mesh
- E. Peer-peer
- F. Ring

**Answer:** CD

#### NEW QUESTION 98

- (Exam Topic 1)

A network administrator frequently needs to assist users with troubleshooting network hardware remotely, but the users are non-technical and unfamiliar with network devices. Which of the following would BEST help the administrator and users during hands-on troubleshooting?

- A. Logical diagrams
- B. MDF documentation
- C. Equipment labeling
- D. Standard operating procedures

**Answer:** D

#### NEW QUESTION 99

- (Exam Topic 1)

A network administrator is testing connectivity at a new corporate site. The site has a wireless guest as well as a wired employee network. After verifying connectivity, the administrator checks link speeds by using a speed testing website. The speed testing website shows lower download and upload speeds for the wired network than the wireless network. Which of the following is the MOST likely explanation?

- A. There is less local congestion on the wireless network
- B. The testing server for the wired network was farther away
- C. The firewall is configured to throttle traffic to specific websites
- D. The wireless access points were misconfigured

**Answer:** B

#### NEW QUESTION 104

- (Exam Topic 1)

Which of the following would allow a device to maintain the same IP address lease based on the physical address of the network card?

- A. MAC address reservation
- B. Static IP address
- C. IP address exclusion
- D. Custom DNS server entry

**Answer:** A

#### NEW QUESTION 108

- (Exam Topic 1)

At which of the following OSI model layers would a router operate?

- A. Physical
- B. Network
- C. Transport
- D. Data link

**Answer:** B

#### NEW QUESTION 113

- (Exam Topic 1)

A network technician is installing a new network switch and is looking for an appropriate fiber optic patch cable. The fiber optic patch panel uses a twist-style connector. The switch uses a SFP module. Which of the following connector types should the fiber patch cable have?

- A. LC



- B. ST
- C. SC
- D. MTRJ
- E. MTP

**Answer:** B

#### NEW QUESTION 115

- (Exam Topic 1)

A technician is configuring a printer for a client. The which of the following types to the network, But is unsure how to determine its switch port. Which of the following should the technician do FIRST to locate switch port?

- A. perform a DNS lookup on the server.
- B. Set up a SSH session to the desktop
- C. Reference the ARP table in the router
- D. Configure port security on the switch.

**Answer:** D

#### NEW QUESTION 118

- (Exam Topic 1)

A company has completed construction of a new datacenter, and the IT staff is now planning to relocate all server and network equipment from the old site to the new site. Which of the following should the IT staff reference to determine the location of the equipment being moved?

- A. Rack diagrams
- B. Network topology
- C. Standard operating procedures
- D. Wiring documentation

**Answer:** A

#### NEW QUESTION 121

- (Exam Topic 1)

A network technician has discovered a rogue access point under an empty cubicle desk. Which of the following should the technician perform to ensure another cannot be placed on the network?

- A. Disable unused ports on switches
- B. Enable DHCP guard to detect rogue servers
- C. Configure WPA2 on all access points
- D. Use TACACS+ authentication

**Answer:** B

#### NEW QUESTION 125

- (Exam Topic 1)

A network technician is working on a new switch implementation to expand the network. Which of the following is the BEST option to ensure the implementation goes according to business requirements?

- A. AUP
- B. NDA
- C. SOP
- D. SLA

**Answer:** C

#### NEW QUESTION 127

- (Exam Topic 1)

An ISP technician gets a call from a business that just changed equipment but can no longer connect to the Internet. The technician checks the ARP table on the ISP switch, and there is no corresponding MAC address present. Instead, the entry is "Incomplete". Which of the following could cause this condition?

- A. VLAN mismatch
- B. Duplex/Speed mismatch
- C. Duplicate IP address
- D. TX/RX reverse

**Answer:** B

#### NEW QUESTION 129

- (Exam Topic 1)

A system administrator receives report from users of odd behavior in regard to recently installed server. While reviewing the server network configuration, the systems administrator does both a forward and a reverse DNS lookup on the host, along with the network adapter configuration.

```
$ host server.company.com
server.company.com has address 129.168.0.100
server.company.com is handled by 100 mail.company.com
$ host 192.168.0.100
100.0.168.192.in-addr.arpa domain name pointer web.company.com
$ host web.company.com
server.company.com has address 129.168.0.50
server.company.com is handled by 100 mail.company.com
$ ifconfig -a
eth0Link encap:Ethernet HWaddr 00:30:48:9D:06:73
Inet addr:192.168.0.100 Bcast:192.168.0.255 Mask:255.255.255.0
UP BROADCAST RUNNING MULTICAST MTU:1500 Metric:1
lo0Link encap:Local Loopback
inet addr:127.0.0.1 Mask:255.0.0.0
UP LOOPBACK RUNNING MTU:16436 Metric:1
```

Which of the following is the problem identified in the output above?

- A. There is no reverse DNS entry for this host.
- B. The server IP address is incorrectly configured.
- C. The DNS lookup entry is incorrectly configured.
- D. The reverse DNS entry is pointing to a different host.

**Answer: C**

#### NEW QUESTION 132

- (Exam Topic 1)

A network technician is working on a proposal for email migration from an on-premises email system to a vendor-hosted email in the cloud. The technician needs to explain to management what type of cloud model will be utilized with the cloud-hosted email. Which of the following cloud models should the technician identify in the proposal?

- A. IaaS
- B. PaaS
- C. SaaS
- D. MaaS

**Answer: C**

#### NEW QUESTION 134

- (Exam Topic 1)

A network technician is troubleshooting wireless network issues in a crowded office complex and suspects there is interference from nearby wireless networks. Which of the following should the technician perform to discover possible interference?

- A. Site survey
- B. Vulnerability scanning
- C. Wardriving
- D. Checking logical diagram
- E. Bandwidth test

**Answer: A**

#### NEW QUESTION 138

- (Exam Topic 1)

A network technician wants to remotely and securely access the desktop of a Linux workstation. The desktop is running remote control software without encryption. Which of the following should the technician use to secure the connection?

- A. SSH in tunnel mode
- B. RDP set to console connection
- C. EAP-PEAP
- D. SFTP

**Answer: A**

#### NEW QUESTION 142

- (Exam Topic 1)

A firewall log reports unencrypted console commands coming in on the WAN interface on the router. Inspection, port 23 is found to be ....router. Which of the following should be done to the router?

- A. Block all traffic coming in on that interface.
- B. Use Base64 to obfuscate the console traffic.
- C. Implement a pki to authenticate clients.
- D. Disable the Telnet service on the device.

**Answer: A**

#### NEW QUESTION 147

- (Exam Topic 1)

A network technician is deploying mobile phones for a company's sales staff. Salespeople frequently travel nationally and internationally to meet with clients, and often have to roam or switch cellular providers. Which of the following standards is the BEST option to fit the requirements?

- A. GSM
- B. TDM
- C. CDMA
- D. PSTN
- E. MIMO

**Answer:** A

#### NEW QUESTION 150

- (Exam Topic 1)

A technician is setting up a direct connection between two older PCs so they can communicate but not be on the corporate network. The technician does not have access to a spare switch but does have spare Cat 6 cables, RJ-45 plugs, and a crimping tool. The technician cuts off one end of the cable. Which of the following should the technician do to make a crossover cable before crimping the new plug?

- A. Reverse the wires leading to pins 1 and 2
- B. Reverse the wires leading to pins 1 and 3
- C. Reverse the wires leading to pins 2 and 3
- D. Reverse the wires leading to pins 2 and 4

**Answer:** D

#### NEW QUESTION 151

- (Exam Topic 1)

Which of the following are characteristic of jumbo frames? (Select TWO).

- A. Commonly used on SAN
- B. MTU size greater than 1500
- C. MTU size greater than 10000
- D. Commonly used on IaaS
- E. MTU size greater than 12000

**Answer:** BD

#### NEW QUESTION 154

- (Exam Topic 1)

An assistant systems analyst reports the following findings of an investigation of slow Internet connections in a remote office to the senior systems analyst:

Device	CPU Utilization	Memory Utilization	Link Status
Router	5%	43%	Good
Firewall	92%	58%	Good
Switch 1	23%	32%	Good
Switch 2	8%	81%	Good

Which of the following devices is causing the issue?

- A. Router
- B. Firewall
- C. Switch 1
- D. Switch 2

**Answer:** B

#### NEW QUESTION 158

- (Exam Topic 1)

A technician needs to order cable that meets 10GBaseT and safety requirements for an installation between a drop ceiling and a standard ceiling. Which of the following should the technician order to ensure compliance with the requirements?

- A. PVC Cat 5
- B. Plenum Cat 5e
- C. Plenum Cat 6a
- D. PVC Cat 7

**Answer:** C

#### Explanation:

10GBaseT A 10 GbE standard designed to run on Cat 6a UTP cabling. Maximum cable length of 100 m.

#### NEW QUESTION 160

- (Exam Topic 1)

Under which of the following layers of the OSI do ATM cells operate?

- A. Data link
- B. Network
- C. Session

- D. Transport
- E. Presentation

**Answer:** A

**NEW QUESTION 165**

- (Exam Topic 1)

A network administrator wants to ensure sensitive data is not exfiltrated from the system electronically. Which of the following should be implemented?

- A. DLP
- B. AUP
- C. NDA
- D. SLA

**Answer:** A

**NEW QUESTION 169**

- (Exam Topic 1)

A technician is setting up a wireless access point in a coffee shop. The shop is not concerned with security but only wants to allow customers to have access. Which of the following configurations should the technician deploy?

- A. Use a pre-shared key.
- B. Set up EAP.
- C. Configure RADIUS.
- D. Configure MAC filtering.

**Answer:** A

**NEW QUESTION 174**

- (Exam Topic 1)

A technician is working on a new machine that has been procured for testing and development. The machine will run a hypervisor and host several operating systems of various types so the development team can test the company's applications in a variety of environments. The technician wants the virtual machines to be available to communicate with each other without leaving the hypervisor. Which of the following is the BEST solution to the problem?

- A. The technician should connect the machine to its own separate switch.
- B. The technician should add a route in each virtual machine to the default gateway.
- C. The technician should configure a virtual switch.
- D. The technician should set up individual routes between the machines.

**Answer:** C

**NEW QUESTION 177**

- (Exam Topic 1)

A network technician notices the site-to-site VPN and Internet connection have not come back up at a branch office after a recent power outage. Which of the following is an out-of-band method the technician would MOST likely utilize to check the branch office's router status?

- A. Use a modem to console into the router
- B. Walk a user through troubleshooting the connection
- C. Travel to the branch office
- D. Hire a contractor to go on-site

**Answer:** A

**NEW QUESTION 182**

- (Exam Topic 1)

A company finds that many desktops are being reported as missing or lost. Which of the following would BEST assist in recovering these devices?

- A. Asset tracking tags
- B. Motion detectors
- C. Security guards
- D. Computer locks

**Answer:** D

**NEW QUESTION 185**

- (Exam Topic 1)

A junior technician is setting up a voice control device so the Chief Executive Officer (CEO) will be able to control various things in the office. Of which of the following types of IoT technologies is this an example?

- A. LAN
- B. WAN
- C. SAN
- D. PAN

**Answer:** D

#### NEW QUESTION 187

- (Exam Topic 1)

Which of the following MUST be implemented to share metrics between routing protocols within the same router?

- A. Routing loop
- B. Routing table
- C. Route redistribution
- D. Dynamic routes

**Answer:** B

#### NEW QUESTION 192

- (Exam Topic 1)

The security manager reports that individual systems involved in policy or security violations or incidents cannot be located quickly. The security manager notices the hostnames all appear to be randomly generated characters. Which of the following would BEST assist the security manager identifying systems involved in security incidents?

- A. Enforce port security to require system authentication
- B. Implement a standardized UNC
- C. Label existing systems with current hostnames
- D. Forward the DHCP logs to the security manager every day

**Answer:** B

#### NEW QUESTION 196

- (Exam Topic 1)

Which of the following ports should a network technician open on a firewall to back up the configuration and operating system files of a router to a remote server using the FASTES method possible?

- A. UDP port 22
- B. TCP port 22
- C. TCP port 25
- D. UDP port 53
- E. UDP port 69

**Answer:** E

#### NEW QUESTION 197

- (Exam Topic 1)

A network administrator is setting up a web-based application that needs to be continually accessible to the end users. Which of the following concepts would BEST ensure this requirement?

- A. High availability
- B. Snapshots
- C. NIC teaming
- D. Cold site

**Answer:** A

#### NEW QUESTION 202

- (Exam Topic 1)

A network administrator configures a router with the following IP address information: Gigabit Ethernet 1 Interface: 10.10.0.1/24

Serial 0 Interface: 10.10.0.253/30

Clients are connected to a switch on the gigabit Ethernet interface; the ISP is connected to the Serial 0 interface. When the router configuration is complete and client devices are reconfigured, all clients report that they are unable to connect to the Internet. Which of the following is the MOST likely reason?

- A. The router was configured with an incorrect IP address
- B. The router was configured with an incorrect default gateway
- C. The router was configured with an incorrect subnet mask
- D. The router was configured with an incorrect loopback address

**Answer:** C

#### NEW QUESTION 203

- (Exam Topic 1)

A technician is configuring a printer for a client. The technician connects the printer to the network, but is unsure how to determine its switchport. Which of the following should the technician do FIRST to locate the switchport?

- A. Perform a DNS lookup on the server.
- B. Set up an SSH session to the desktop.
- C. Reference the ARP table in the router.
- D. Configure port security on the switch.

**Answer:** C

#### NEW QUESTION 206



- (Exam Topic 1)

A junior network technician is working in the field and needs to connect to the company/s remote server, however, doing so will require the junior technician to use the public Internet. Because security is a concern which of the following is the BEST method to use?

- A. Telnet
- B. SSH
- C. SFTP
- D. VNC

**Answer:** B

#### NEW QUESTION 211

- (Exam Topic 1)

Which of the following should a technician investigate when using a network baseline to troubleshoot?

- A. Tracing a network wire connectivity issue from the datacenter to a host.
- B. Determining if the server performance is degraded.
- C. Changes that have been made to the network configuration.
- D. Location of networking equipment in a rack.

**Answer:** B

#### NEW QUESTION 212

- (Exam Topic 1)

A network administrator has a monitoring system in place that is currently polling hundreds of network devices at regular intervals. The continuous polling is causing high CPU utilization on the server. Which of the following tasks should the administrator perform to resolve the CPU issue while maintaining full monitoring capabilities?

- A. Remove SNMP polling and configure SNMP traps on each network device
- B. Remove SNMP polling and implement snmpwalk on each network device
- C. Upgrade SNMP to the latest version to mitigate vulnerabilities
- D. Modify SNMP polling to poll only during business hours

**Answer:** A

#### NEW QUESTION 213

- (Exam Topic 1)

Ann, a new employees within a department, cannot print to any of the printers in the department or access any of the resources that other can. However, she can access the internet. The network engineer has confirmed that Ann's has been set up same as the others. There are no access lists restricting Ann's access. Which of the following cloud be the issue for this lack of access?

- A. Duplex/speed mismatch
- B. VLAN mismatch
- C. DNS server issue
- D. DHCP server issue
- E. Spanning tree blocked ports

**Answer:** B

#### NEW QUESTION 214

- (Exam Topic 1)

Which of the following provides two factor authentication?

- A. Username+ password
- B. Smartcard +PIN
- C. Fingerprint +retina scan
- D. Key fob +ID card

**Answer:** B

#### NEW QUESTION 218

- (Exam Topic 1)

After a server outage, a technician discovers that a physically damaged fiber cable appears to be the problem. After replacing the cable, the server will still not connect to the network. Upon inspecting the cable at the server end, the technician discovers light can be seen through one of the two fiber strands. Which of the following should the technician do FIRST to reconnect the server to the network?

- A. Reverse the fiber strands of the cable and reconnect them to the server
- B. Use a TDR to test both strands of a new replacement cable prior to connecting it to the server
- C. Replace the server's single-mode fiber cable with multimode fiber
- D. Move the fiber cable to different port on the switch where both strands function

**Answer:** A

#### NEW QUESTION 221

- (Exam Topic 1)

A network security technician observes multiple attempts to scan network hosts and devices. All the attempts originate from a single host on the network. Which of the following threats is MOST likely involved?

- A. Smurf attack
- B. Rogue AP
- C. Compromised system
- D. Unintentional DoS

**Answer:** C

#### NEW QUESTION 222

- (Exam Topic 1)

Ann, a network technician, has just installed a fiber switch in a datacenter. To run the fiber cabling, Ann plans the cable route over the top of the rack using the cable trays, down to the switch, coiling up any excess cable. As Ann configures the switch, she notices several messages in the logging buffer stating the receive signal of the SFP is too weak. Which of the following is MOST likely the cause of the errors in the logging buffer?

- A. Bend radius exceeded
- B. Fiber cable mismatch
- C. Fiber type mismatch
- D. Bad fiber switch

**Answer:** A

#### NEW QUESTION 226

- (Exam Topic 1)

Which of the following is a reason why a business may be hesitant to move sensitive data to a SaaS cloud service?

- A. Decreased performance of internal network
- B. Loss of full control over data resources
- C. Increased malware exposure
- D. Incompatibility with the current network

**Answer:** B

#### NEW QUESTION 228

- (Exam Topic 1)

A technician is trying to determine the IP address of a customer's router. The customer has an IP address of 192.168.1.55/24. Which of the following is the address of the customer's router?

- A. 192.168.0.55
- B. 192.168.1.0
- C. 192.168.1.1
- D. 192.168.5.5
- E. 255.255.255.0

**Answer:** C

#### NEW QUESTION 230

- (Exam Topic 1)

Based on networks 10.8.16.0/22 and 10.8.31.0/21, which of the following is the BEST summarized CIDR notation?

- A. 10.8.0.0/16
- B. 10.8.0.0/19
- C. 10.8.0.0/20
- D. 10.0.0.0/24

**Answer:** A

#### NEW QUESTION 234

- (Exam Topic 1)

Which of the following protocols do MOST MITM attacks utilize?

- A. ARP
- B. SIP
- C. FTP
- D. SCP

**Answer:** A

#### NEW QUESTION 236

- (Exam Topic 1)

A small business developed an in-house application that is very sensitive to network latency when communicating between servers. Due to a lack of funds, the business had to build its own network for workstations and servers. Now a network administrator must redesign the network due to performance issues with the application. Which of the following would be the MOST cost effective for the administrator to recommend?

- A. Create Ethernet VLANs
- B. Disable autonegotiation on the servers
- C. Install 10Gb Ethernet NICs in the servers
- D. Install Fibre Channel for the server network



**Answer:** C

**NEW QUESTION 240**

- (Exam Topic 1)

Which of the following is recognized as the SMALLEST network type?

- A. SAN
- B. CAN
- C. PAN
- D. LAN

**Answer:** C

**Explanation:**

PAN is definitively the smallest type of network you can currently use and the name comes from Personal Area Network. You've probably used this in the last week without even knowing it.

<http://compinfo.pro.com/types-of-network-pan-man-wlan-san-can-dan/>

**NEW QUESTION 244**

- (Exam Topic 1)

A technician is downloading an ISO from a vendor's website. To ensure the integrity of the download, which of the following should be verified?

- A. File size
- B. Vendor URL
- C. File hashing
- D. Encryption

**Answer:** C

**NEW QUESTION 248**

- (Exam Topic 1)

A small town is attempting to attract tourists who visit larger nearby cities. A network engineer is asked to implement a network encompassing the five-block town center and nearby businesses. The inclusion of smartphones and portable devices is crucial to the plan. Which of the following is the network engineer being asked to implement?

- A. LAN
- B. PAN
- C. MAN
- D. WAN

**Answer:** C

**NEW QUESTION 251**

- (Exam Topic 1)

An analyst is developing a proof of concept of a wireless-based attack as part of a penetration test against an organization's network. As part of the attack, the analyst launches a fake access point matching the SSID of the organization's guest access network. When a user connects to the fake access point, the analyst allows the traffic to flow through the access point to the legitimate site while the data traversing the network is logged for latest analysis and exploitation. Which of the following attacks has the analyst successfully performed in this scenario?

- A. Bluesnarfing
- B. Session hijacking
- C. MAC spoofing
- D. VLAN hopping
- E. Man-in-the-middle

**Answer:** E

**NEW QUESTION 256**

- (Exam Topic 1)

A technician is investigating a server performance issue. The technician has gathered the server utilization statistics. Which of the following should the technician use to determine which statistics are not in the normal range?

- A. Baseline review
- B. Vulnerability scan
- C. System life-cycle report
- D. Archiving logs

**Answer:** A

**NEW QUESTION 257**

- (Exam Topic 1)

A network technician notices the site-to site VPN and internet connection have back up at a branch office' after a recent power outage. Which of the following is an out-of-band method the technician the would MOST likely utilize to check the branch office's router status?

- A. Use a modem to console into router.
- B. Walk to the branch troubleshooting the connection.
- C. Travel to the branch office.

D. Hire a contractor to go on-site.

**Answer:** B

#### NEW QUESTION 259

- (Exam Topic 1)

A network technician needs to install a new access switch. After installing the new switch, the technician begins to move connections from the old switch to the new switch. The old switch used a GBIC connectors, and the new switch uses an SFP LC with LC connectors. After connecting the SC connector to the SC-to-LC adapter and plugging it to the switch, the link does not come up as expected. Which of the following should a network technician perform NEXT?

- A. Replace SFP with a new one.
- B. Fall back to the switch.
- C. Transpose the fiber pairs.
- D. Replace multimode with single-mode cable

**Answer:** C

#### NEW QUESTION 261

- (Exam Topic 1)

As part of a transition from a static to a dynamic routing protocol on an organization's internal network, the routing protocol must support IPv4 and VLSM. Based on those requirements, which of the following should the network administrator use? (Choose two.)

- A. OSPF
- B. IS-IS
- C. RIPv1
- D. BGP
- E. VRRP

**Answer:** AB

#### NEW QUESTION 266

- (Exam Topic 1)

A technician is replacing a failed SOHO router for a customer who has an existing, cable modem, and static IP address. The user has a web server that faces the Internet so users can visit and leave comments. Which of the following BEST describes the correct configuration for this customer's requirements?

- A. The modem is placed in bridge mode, the router is placed behind the modem, and the web server is placed behind the router.
- B. The router is placed in bridge mode, the modem is placed behind the router, and the web server is placed behind the modem.
- C. The web server is placed in bridge mode, the router is placed behind the server, and the modem is placed behind the router.
- D. The switch is placed in bridge mode, the modem is placed behind the switch, and the router is placed behind the modem.

**Answer:** A

#### NEW QUESTION 270

- (Exam Topic 1)

Which of the following is used to classify network data for the purpose of providing QoS?

- A. STP
- B. VLANs
- C. SIP
- D. DSCP

**Answer:** D

#### NEW QUESTION 274

- (Exam Topic 1)

Which of the following VPN protocols establishes a secure session that can be initiated using a browser?

- A. IPSec
- B. SSL VPN
- C. PTP
- D. PPTP

**Answer:** B

#### NEW QUESTION 276

- (Exam Topic 1)

Users are reporting issues with slow connection speeds and a loss of connectivity on the newly installed wireless network. The issues are intermittent but seem to occur most often around midday. Which of the following is the MOST likely cause?

- A. There is interference from small appliances
- B. The signal coverage area is too small
- C. Not enough DHCP addresses have been allotted
- D. The DNS cache on the users' computers has become corrupt

**Answer:** C

**NEW QUESTION 277**

- (Exam Topic 1)

While working on a Linux-based OS, a technician experiences an issue accessing servers and some sites by name. Which of the following command-line tools should the technician use to assist in troubleshooting?

- A. dig
- B. iptables
- C. ifconfig
- D. traceroute

**Answer:** A

**NEW QUESTION 279**

- (Exam Topic 1)

A network technician performs a wireless site survey at a company building and identifies that the cafeteria is not covered by a wireless signal. The cafeteria is located in a medium-size, square-shaped room. Which of the following types of WAP antenna should the technician install in the center of the cafeteria to provide the BEST coverage?

- A. Unidirectional
- B. Parabolic
- C. Omnidirectional
- D. Yagi

**Answer:** C

**NEW QUESTION 282**

- (Exam Topic 1)

A telecommunications provider has just deployed a new OC-12 circuit at a customer site. While the circuit showed no errors from the provider end to the customer's demarcation point, a network administrator is trying to determine the cause of dropped packets and errors on the circuit. Which of the following should the network administrator do to rule out any problems at Layer 1? (Choose two.)

- A. Use a loopback at the demark and router, and check for a link light
- B. Use an OTDR to validate the cable integrity
- C. Use a pinout tester to validate the cable integrity
- D. Use a multimeter to validate the cable integrity
- E. Check for any devices that may be causing EMI on the cable
- F. Clean the cables to be sure they are free of dust and debris

**Answer:** AB

**NEW QUESTION 287**

- (Exam Topic 1)

Which of the following policies would Joe, a user, have to agree to when he brings in his personal tablet to connect to the company's guest wireless Internet?

- A. NDA
- B. IRP
- C. BYOD
- D. SLA

**Answer:** C

**NEW QUESTION 290**

- (Exam Topic 1)

Multiple users are reporting that they are unable to access the network. The ENTIRE network is shown in the diagram. PCs are not statically assigned IP addresses. The following devices will display settings.

- WorkstationA
- WorkstationB
- WorkstationC
- WorkstationD
- WorkstationE
- WorkstationF
- WorkstationG
- Laptop1
- Laptop2
- DHCP server1
- DHCP server2

Review the settings and select the box in the diagram that identifies the device causing the issue. Only one device can be selected at a time.

After checking the device that is causing the issue, select the second tab in the lower left hand corner. Identify the reason as to why some users are unable to access the network.

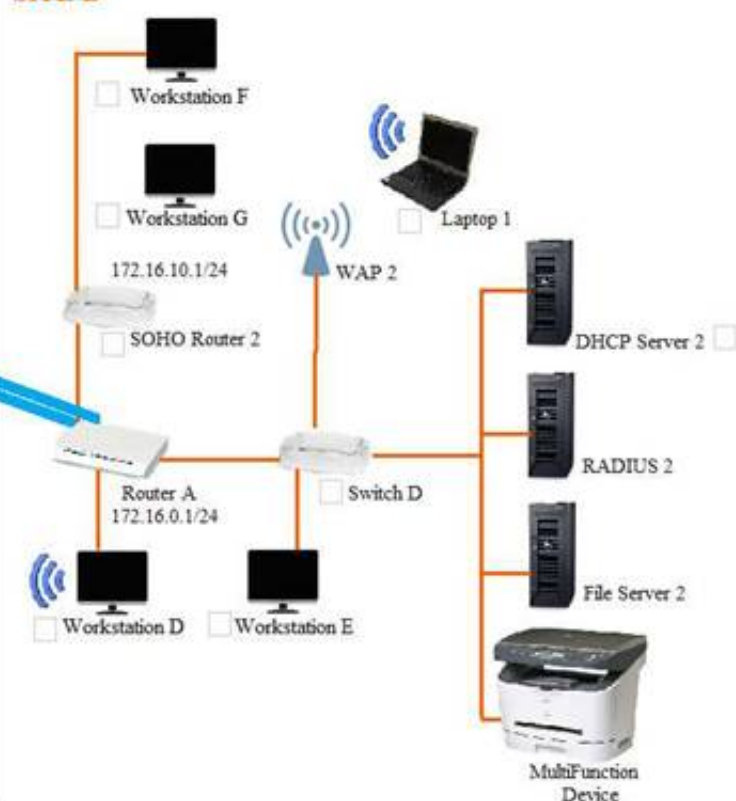
### Site A and B Network Diagram

Instructions: Only one device can be selected at a time. Please ensure you complete Part 1 and Part 2 of the simulation.

#### SITE A



#### SITE B



#### WORKSTATION A

IP Address	172.30.0.10
Netmask	255.255.255.0
Gateway	172.30.0.1

OK

#### WORKSTATION B

IP Address	172.30.0.14
Netmask	255.255.255.0
Gateway	172.30.0.1

OK

#### WORKSTATION C

IP Address	169.254.200.67
Netmask	255.255.255.0
Gateway	

OK

#### WORKSTATION D

IP Address	172.16.0.221
Netmask	255.255.255.0
Gateway	172.16.0.1

OK

#### WORKSTATION E

IP Address	172.16.0.21
Netmask	255.255.255.0
Gateway	172.16.0.1

OK

#### WORKSTATION F

IP Address	172.16.10.43
Netmask	255.255.255.0
Gateway	172.16.10.1

OK

**WORKSTATION G**

IP Address	172.16.10.120
Netmask	255.255.255.0
Gateway	172.16.10.1

**LAPTOP 1**

IP Address	172.16.0.220
Netmask	255.255.255.0
Gateway	172.16.0.1

**LAPTOP 2**

IP Address	172.30.0.12
Netmask	255.255.255.0
Gateway	172.30.0.1

**DHCP SERVER 1**

IP Address	172.30.0.5
Netmask	255.255.255.0
Gateway	172.30.0.1

DHCP Scope	172.30.0.10-250
Gateway	172.30.0.1
DNS Servers	10.200.2.20, 10.200.3.20
DHCP Lease Time	8 days

**DHCP SERVER 2**

IP Address	172.30.0.5
Netmask	255.255.255.0
Gateway	172.16.0.1

DHCP Scope	172.16.0.10-250
Gateway	172.16.0.1
DNS Servers	10.200.2.20, 10.200.3.20
DHCP Lease Time	8 days

Part 2

Identify the reason as to why some users are unable to access the network.

- A. Workstation(s) are plugged into switch ports configured with half duplex.
- B. The site-to-site router was configured with the incorrect ACL.
- C. DHCP server scope is full and is not providing IP addresses.
- D. WAN and LAN ports are reversed on the router.
- E. STP had disabled some of the ports on the switch.
- F. The NIC driver is not installed.
- G. A wireless client is unable to associate to the AP.

**Answer: G**

#### NEW QUESTION 292

- (Exam Topic 1)

A technician is connecting a PC to a switchport. At the wiring closet, the technician is identify which cable goes from patch panel a connected to the switch to patch panel B connected to the PC. Which of the following tools should the technician use to resolve the issue?

- A. Cable tester



- B. Multimeter
- C. Tone generator
- D. OTDR

**Answer:** C

#### NEW QUESTION 296

- (Exam Topic 1)

A systems administrator has recently purchased and installed a large electronic signage screen for the company's parking garage. The screen's management software was installed on a server with public IP address to allow remote management. The systems administrator is now troubleshooting an issue with the screen displaying unknown, random, and inappropriate messages. Which of the following is MOST effective in resolving this issue?

- A. Changing the management software's default credentials
- B. Disabling unnecessary services from the server and management software
- C. Changing the management software's default port
- D. Replacing the management software's self-signed certificate with a valid certificate

**Answer:** A

#### NEW QUESTION 301

- (Exam Topic 1)

A user reports difficulties connecting a PC to a wired network. The PC connects to an IP phone, which is working correctly. A network technician can verify that other devices successfully connect to the phone. At which of the following layers of the OSI model is the problem MOST likely located?

- A. Network
- B. Physical
- C. Transport
- D. Application

**Answer:** A

#### NEW QUESTION 304

- (Exam Topic 1)

Which of the following protocols can be both connection-oriented and connectionless?

- A. 20 FTP
- B. 53 DNS
- C. 67 DHCP
- D. 80 HTTP

**Answer:** B

#### NEW QUESTION 307

- (Exam Topic 1)

A technician is trying to configure a previously owned WAP. The technician successfully logs into the administrative console and attempts to input the IP address on the WAP. However, the WAP is not accepting the command. Which of the following is causing the problem?

- A. The WAP antenna is damaged
- B. The WAP transmitter light is dim
- C. The terminal emulation software is misconfigured
- D. The LWAPP image is installed on the WAP

**Answer:** C

#### NEW QUESTION 310

- (Exam Topic 1)

A network technician is assisting the security team with some traffic captures. The security team wants to capture all traffic on a single subnet between the router and the core switch. To do so, the team must ensure there is only a single collision and broadcast domain between the router and the switch from which they will collect traffic. Which of the following should the technician install to BEST meet the goal?

- A. Bridge
- B. Crossover cable
- C. Hub
- D. Media converter

**Answer:** C

#### NEW QUESTION 313

- (Exam Topic 1)

A chief information Officer (CIO) tasks the network engineer with protecting the network from outside attacks. Placing which of the following devices on the network perimeter would provide the MOST security for the system?

- A. Firewall
- B. NGFW
- C. Content filter
- D. IDS/PS

**Answer:** B

**NEW QUESTION 315**

- (Exam Topic 1)

An end-user device requires a specific IP address every time it connects to the corporate network; however, corporate policy does not allow the use of static IP addresses. Which of the following will allow the request to be fulfilled without breaking the corporate policy?

- A. DHCP relay
- B. DHCP exclusion
- C. DHCP option
- D. DHCP reservation

**Answer:** D

**NEW QUESTION 317**

- (Exam Topic 1)

Joe, an employee at a large regional bank, wants to receive company email on his personal smartphone and tablet. To authenticate on the mail server, he must first install a custom security application on those mobile services. Which of the following policies would BEST enforce this requirement?

- A. Incident response policy
- B. BYOD policy
- C. DLP policy
- D. Remote access policy

**Answer:** B

**NEW QUESTION 318**

- (Exam Topic 1)

Which of the following is networking stand-alone hardware that will permit any WIFI-compliant device to connect to a wired network?

- A. Wireless hub
- B. Wireless firewall
- C. Wireless access point
- D. Wireless bridge

**Answer:** C

**NEW QUESTION 323**

- (Exam Topic 1)

A technician replaces a failed router with a spare that has been in inventory for some time. After attempting to enable HTTPS on the spare router, the technician discovers the feature is unavailable. The support office was able to connect to the previous router. Which of the following actions should the technician perform to enable HTTPS access for the support team?

- A. Reboot the router
- B. Enable HTTP on the router
- C. Update the firmware of the spare router
- D. Perform a factory reset on the router

**Answer:** C

**NEW QUESTION 324**

- (Exam Topic 1)

A technician logs onto a system using Telnet because SSH is unavailable. SSH is enabled on the target device, and access is allowed from all subnets. The technician discovers a critical step was missed. Which of the following would allow SSH to function properly?

- A. Perform file hashing
- B. Generate new keys
- C. Update firmware
- D. Change default credentials

**Answer:** B

**NEW QUESTION 328**

- (Exam Topic 1)

A network administrator is performing a major upgrade to the network. Which of the following should the administrator use in a case of a failure?

- A. Baseline report
- B. Vulnerability report
- C. Rollback plan
- D. Business continuity plan

**Answer:** A

**NEW QUESTION 329**

- (Exam Topic 1)



A network technician is considering opening ports on the firewall for an upcoming VoIP PBX implementation. Which of the following protocols is the technician MOST likely to consider? (Choose three.)

- A. SIP
- B. NTP
- C. H.323
- D. SMB
- E. ICMP
- F. RTP
- G. IPSec
- H. RDP

**Answer:** ACF

#### NEW QUESTION 334

- (Exam Topic 1)

Which of the following networking devices operates at Layer1?

- A. Router
- B. Firewall
- C. Hub
- D. Bridge

**Answer:** C

#### NEW QUESTION 337

- (Exam Topic 1)

Which of the following is the SHORTEST way to write 2001:0000:0d58:0000:0000:0095:7565:0001 in proper IPv6 shorthand?

- A. 2001::d58::95:7565:1
- B. 2001:0:d58:0:0:95:7565:1
- C. 2001:0:d58::95:7565:1
- D. 2001:0:0d58::95:7565:1

**Answer:** C

#### NEW QUESTION 339

- (Exam Topic 1)

A network engineer is designing a new network for a remote site. The remote site consists of ten desktop computers, ten VoIP phones, and two network printers. In addition, two of the desktop computers at the remote site will be used by managers who should be on a separate network from the other eight computers. Which of the following represents the BEST configuration for the remote site?

- A. One router connected to one 24-port switch configured with three VLANs: one for the manager's computers and printer, one for the other computers and printer, and one for the VoIP phones
- B. Two routers with each router connected to a 12-port switch, with a firewall connected to the switch connected to the manager's desktop computers, VoIP phones, and printer
- C. One router connected to one 12-port switch configured for the manager's computers, phones, and printer, and one 12-port switch configured for the other computers, VoIP phones, and printer
- D. One router connected to one 24-port switch configured with two VLANs: one for the manager's computers, VoIP phones, and printer, and one for the other computers, VoIP phones, and printer

**Answer:** A

#### NEW QUESTION 343

- (Exam Topic 1)

A technician is diagnosing an issue with a new T1 connection. The router is configured, the cable is connected, but the T1 is down. To verify the configuration of the router, which of the following tools should the technician use?

- A. Loopback adapter
- B. Cable tester
- C. Tone generator
- D. Multimeter

**Answer:** A

#### NEW QUESTION 348

- (Exam Topic 1)

Which of the following BEST describes an exploit?

- A. A router with default credentials
- B. An open mail relay server
- C. A SNMPv1 private community
- D. A privilege escalation script

**Answer:** D

#### NEW QUESTION 351

- (Exam Topic 1)

Which of the following devices, if implemented, would result in decreased administration time of an 802.11 network running centralized authentication services? (Choose two.)

- A. VPN concentrator
- B. Proxy server
- C. Wireless controller
- D. RADIUS server
- E. Multilayer switch

**Answer:** CD

#### NEW QUESTION 352

- (Exam Topic 1)

Users have been experiencing slow network response times, and management has asked the network technician to provide evidence of network improvement. After optimizing the network, which of the following would be required?

- A. IDF/MDF documentation
- B. Change management
- C. Performance baseline
- D. Physical diagram

**Answer:** C

#### NEW QUESTION 356

- (Exam Topic 1)

A customer cannot access a company's secure website. The company's network security is reviewing the firewall for the server and finds the following output:

Time	Action	Src IP	Src Port	Dst IP	Dst Port
0902	Allow	12.73.15.5	31865	10.5.0.10	80
1005	Deny	12.73.15.5	31866	10.5.0.10	443
1006	Deny	12.73.15.5	31890	10.5.0.10	443

Which of the following changes should be made to allow all customers to access the company's secure website?

- A. Allow any any 10.5.0.10 443
- B. Allow any any 12.73.15.5 443
- C. Allow 10.5.0.10 443 any any
- D. Allow 10.5.0.10 any 10.5.0.10 80

**Answer:** C

#### NEW QUESTION 357

- (Exam Topic 1)

Users are reporting their network is extremely slow. The technician discovers pings to external host have excessive response times. However, internal pings to printers and other PCs have acceptable response times. Which of the following steps should the technician take NEXT?

- A. Determine if any network equipment was replaced recently
- B. Verify malware has not disabled the users' PC firewalls
- C. Replace users' network cables with known-good network cables
- D. Power cycle the web server

**Answer:** A

#### NEW QUESTION 360

- (Exam Topic 1)

A network administrator configures an email server to use secure protocols. When the upgrade is completed, which of the following ports on the firewall should be configured to allow for connectivity? (Choose three.)

- A. TCP 25
- B. TCP 110
- C. TCP 143
- D. TCP 389
- E. TCP 587
- F. TCP 993
- G. TCP 995

**Answer:** EFG

#### NEW QUESTION 365

- (Exam Topic 1)

The Chief Executive Officer's (CEO's) tablet cannot connect to the wireless network from the corner office. A network technician verified the tablet can connect to the wireless network in other areas of the building. The distance between the office and the 802.11ac WAP is 150ft (46m), and there are a few cubicles in between. Which of the following is the MOST likely cause of the tablet not connecting?

- A. Absorption
- B. Reflection
- C. Distance
- D. Refraction

E. Attenuation

**Answer:** C

#### NEW QUESTION 367

- (Exam Topic 1)

A technician is planning a remote-access strategy to manage routers and switches on a dedicated management network. The management network is segregated from the production network and uses site-to-site VPN connections. Some of the equipment does not support encryption. Which of the following should the technician choose that all the equipment would support?

- A. Telnet
- B. SSL
- C. SSH
- D. IPSec

**Answer:** A

#### NEW QUESTION 371

- (Exam Topic 1)

A computer lab on a campus network was recently reconfigured using recycled network cables. One of the 24 computers in the lab is unable to connect to the network after the upgrade. A network technician successfully uses the cable in question to connect directly to another computer. Which of the following is MOST likely issue with the cable?

- A. The cable is a crossover cable
- B. The cable is rollover cable
- C. The cable has bent pins
- D. The cable is a Cat 5 cable

**Answer:** A

#### NEW QUESTION 375

- (Exam Topic 1)

A technician has racked a new access switch and has run multimode fiber to a new location. After installing an extended-range 10Gb SFP in the core switch, the technician installed a 10Gb SFP in the access switch and connected the port to the new extension with a fiber jumper. However, the link does not display, and the technician cannot see light emitting from the core switch. Which of the following solutions is MOST likely to resolve the problem?

- A. Swap the fiber pairs in one of the SFPs
- B. Replace the jumpers with single-mode fiber
- C. Set the correct MTU on the new interface
- D. Install an optic that matches the fiber type

**Answer:** B

#### NEW QUESTION 377

- (Exam Topic 1)

Which of the following would allow a network technician to access files on a remote system? (Select TWO).

- A. FTP
- B. TFTP
- C. VLSM
- D. SIP
- E. SMTP
- F. IMAP

**Answer:** AB

#### NEW QUESTION 381

- (Exam Topic 1)

An administrator is moving to a new office. There will be several network runs through the ceiling area of the office. Which of the following is the BEST to utilize in these areas?

- A. Single-mode fiber-optic cabling
- B. Cat 5e-rated cabling
- C. Cat 6-rated cabling
- D. Plenum-rated cabling

**Answer:** D

#### NEW QUESTION 383

- (Exam Topic 1)

Which of the following concepts would BEST describe when a company chooses to use a third-party vendor to host and administer critical application?

- A. SaaS
- B. IaaS
- C. PaaS
- D. CASB

**Answer:** C

**NEW QUESTION 386**

- (Exam Topic 1)

A technician notices clients are receiving a 169.254.x.x IP address following the upgrade of a server. Which of the following ports should the technician check on the local server firewall?

- A. ports 20 and 21
- B. ports 67 and 68
- C. ports 80 and 443
- D. port 123 and 8080

**Answer:** B

**NEW QUESTION 387**

- (Exam Topic 1)

Which of the following physical security controls is MOST likely to be susceptible to a false positive?

- A. Identification card
- B. Biometric device
- C. Proximity reader
- D. Video camera

**Answer:** C

**NEW QUESTION 388**

- (Exam Topic 1)

A second router was installed on a network to be used as a backup for the primary router that works as a gateway. The infrastructure team does not want to change the IP address of the gateway on the devices. Which of the following network components should be used in this scenario?

- A. Loopback IP
- B. Virtual IP
- C. Reserved IP
- D. Public

**Answer:** B

**NEW QUESTION 391**

- (Exam Topic 1)

A network technician receives a spool of Cat 6a cable and is asked to build several cables for a new set of Ethernet runs between devices. Which of the following tools are MOST likely needed to complete the task? (Choose three.)

- A. Wire stripper
- B. Cable crimper
- C. RJ-11 connectors
- D. RJ-45 connectors
- E. Multimeter
- F. Punchdown tool
- G. Tone generator

**Answer:** ABD

**NEW QUESTION 395**

- (Exam Topic 1)

A technician wants to deploy a network that will require wireless client devices to prompt for a username and password before granting access to be the wireless network. Which of the following must be configured to implement this solution?

- A. EAP-PEAP
- B. CCMP-AES
- C. WPA2-PSK
- D. TKIP-RC4

**Answer:** A

**NEW QUESTION 397**

- (Exam Topic 2)

The software that allows a machine to run multiple operating systems at once is called the:

- A. Server manager
- B. Hypervisor
- C. Boot loader
- D. Partition manager

**Answer:** B

**NEW QUESTION 398**

- (Exam Topic 2)

Which of the following cable types have a rated MAXIMUM bandwidth of 100Mbps?

- A. CAT3
- B. CAT5
- C. CAT5e
- D. CAT6

**Answer:** B

#### **NEW QUESTION 400**

- (Exam Topic 2)

Which of the following is true about tunneling and encryption?

- A. SIP encrypts all data going through the tunnel.
- B. PPTP creates a secure tunnel.
- C. SSL VPN provides a secure tunnel.
- D. RAS is a secure way to create a tunnel.

**Answer:** C

#### **NEW QUESTION 403**

- (Exam Topic 2)

A network technician is configuring a wireless network. To avoid interference from other wireless networks in the area, the technician should change which setting?

- A. Channel
- B. SSID
- C. Firewall rule
- D. Encryption

**Answer:** A

#### **NEW QUESTION 404**

- (Exam Topic 2)

Which of the following default ports would need to be open on a firewall to allow remote desktop access?

- A. 143
- B. 443
- C. 3389
- D. 8080

**Answer:** C

#### **NEW QUESTION 405**

- (Exam Topic 2)

Which of the following is a secure way to connect to a device?

- A. RSH
- B. TFTP
- C. SNMPv2
- D. SFTP

**Answer:** D

#### **NEW QUESTION 407**

- (Exam Topic 2)

A company has just installed wireless in their office. In one corner of the office building users are not able to establish a connection. Which of the following can be changed on the AP to help resolve this issue?

- A. SSID
- B. Channels
- C. Signal strength
- D. Encryption

**Answer:** C

#### **NEW QUESTION 410**

- (Exam Topic 2)

Use of group accounts should be minimized to ensure which of the following?

- A. Password security
- B. Regular auditing
- C. Baseline management
- D. Individual accountability

**Answer:** D

#### NEW QUESTION 412

- (Exam Topic 2)

Which of the following provides the use of a secure tunnel for telecommuting without manually installing and configuring encryption software?

- A. RDP
- B. SSL VPN
- C. ISAKMP
- D. TLS 2.0

**Answer:** B

#### NEW QUESTION 415

- (Exam Topic 2)

Which of the following devices should be installed on a network to monitor the presence of and actively defend against attacks?

- A. An IPS
- B. A protocol analyzer
- C. A traffic shaper
- D. An IDS

**Answer:** A

#### NEW QUESTION 420

- (Exam Topic 2)

Which of the following are network topologies? (Select TWO).

- A. Ethernet
- B. Duplex
- C. Star
- D. Circular
- E. Bus

**Answer:** CE

#### NEW QUESTION 424

- (Exam Topic 2)

Which of the following cables will MOST likely be used to connect to a satellite dish?

- A. RG-6
- B. CAT5e
- C. Fiber
- D. CAT6

**Answer:** A

#### NEW QUESTION 425

- (Exam Topic 2)

Which of the following provides the MOST protection against zero day attacks via email attachments?

- A. Anti-spam
- B. Anti-virus
- C. Host-based firewalls
- D. Patch management

**Answer:** A

#### NEW QUESTION 427

- (Exam Topic 2)

Which of the following ports would have to be allowed through a firewall to allow SNMP traffic to pass on its default port? (Select TWO).

- A. 22
- B. 23
- C. 143
- D. 161
- E. 162
- F. 8080

**Answer:** DE

#### NEW QUESTION 429

- (Exam Topic 2)

Jeff, a network engineer, is troubleshooting an issue where clients are not receiving IP addresses from a new, properly configured DHCP server on another subnet. Statically addressed clients can get onto the same network with no issues. Which of the following is causing the issue?

- A. Incorrect VLAN tagging
- B. Missing helper addresses
- C. Wrong default gateway

D. Improper routing protocols

**Answer:** B

**NEW QUESTION 434**

- (Exam Topic 2)

Which of the following protocols is used to transmit outgoing email?

- A. RDP
- B. NTP
- C. POP3
- D. SMTP

**Answer:** D

**NEW QUESTION 435**

- (Exam Topic 2)

In order to reduce spam email, Kim, a network administrator, changes the standard SMTP port from which of the following port numbers to port number 587?

- A. 20
- B. 21
- C. 23
- D. 25

**Answer:** D

**NEW QUESTION 436**

- (Exam Topic 2)

Which of the following uses eight groups of characters for addressing?

- A. MAC
- B. IPv4
- C. IPv6
- D. DHCP

**Answer:** C

**NEW QUESTION 439**

- (Exam Topic 2)

Kurt, a network technician, has configured a new firewall on the network. Users are reporting errors when attempting to access several websites. Kurt attempts to access several popular websites with no errors, however, he does receive an error when attempting to access a bank website. Which of the following rules would BEST allow access to the bank website?

- A. Allow UDP port 53
- B. Allow TCP port 80
- C. Allow UDP port 340
- D. Allow TCP port 443

**Answer:** D

**NEW QUESTION 443**

- (Exam Topic 2)

Which of the following is a purpose of a VLAN?

- A. Decreases bandwidth on a network
- B. Segments broadcast traffic
- C. Increases port speed
- D. Allows another connection to the router

**Answer:** B

**NEW QUESTION 446**

- (Exam Topic 2)

Which of the following is used to assign an IP address to a device?

- A. DHCP
- B. NTP
- C. DNS
- D. RADIUS

**Answer:** A

**NEW QUESTION 449**

- (Exam Topic 2)

Privilege creep among long-term employees can be mitigated by which of the following procedures?



- A. User permission reviews
- B. Mandatory vacations
- C. Separation of duties
- D. Job function rotation

**Answer:** A

#### NEW QUESTION 450

- (Exam Topic 2)

Which of the following protocols would Kurt, a technician, use to synchronize local date and time of a client workstation to that of a server?

- A. RTP
- B. NTP
- C. TFTP
- D. ARP

**Answer:** B

#### NEW QUESTION 455

- (Exam Topic 2)

Matt, an administrator, notices a flood fragmented packet and retransmits from an email server. After disabling the TCP offload setting on the NIC, Matt sees normal traffic with packets flowing in sequence again. Which of the following utilities was he MOST likely using to view this issue?

- A. Spam filter
- B. Protocol analyzer
- C. Web application firewall
- D. Load balancer

**Answer:** B

#### NEW QUESTION 457

- (Exam Topic 2)

A company would like all HTTP traffic to filter through a proxy server on port 8080. Which of the following port numbers needs to be redirected through the proxy server to accomplish this?

- A. 20
- B. 80
- C. 143
- D. 443

**Answer:** B

#### NEW QUESTION 458

- (Exam Topic 2)

Which of the following will allow multiple frequencies to be combined?

- A. WiMAX
- B. MPLS
- C. MIMO
- D. Channel bonding

**Answer:** D

#### NEW QUESTION 462

- (Exam Topic 2)

Which of the following MUST be used when securing a VoIP network consisting of private IP addresses?

- A. IPS
- B. Application layer firewall
- C. IDS
- D. An unmanaged switch

**Answer:** B

#### NEW QUESTION 467

- (Exam Topic 2)

Jeff, a technician, has been asked to add a subnet to the company's LAN. Which of the following interfaces on the router will be modified?

- A. FastEthernet 0/0
- B. AUX 0
- C. Console 0
- D. Serial 0/0/0

**Answer:** A

#### NEW QUESTION 470

- (Exam Topic 2)

Which of the following is the network topology in which computers connect in a closed circle?

- A. Bus
- B. Mesh
- C. Ring
- D. Star

**Answer:** C

#### **NEW QUESTION 471**

- (Exam Topic 2)

Which of the following cables is MOST likely to be terminated into a patch panel?

- A. Serial
- B. RG-6
- C. RG-59
- D. CAT6

**Answer:** D

#### **NEW QUESTION 475**

- (Exam Topic 2)

Which of the following is indicative of an FTP bounce?

- A. Arbitrary IP address
- B. Reverse DNS lookups
- C. Same Port Number
- D. File Transfer Success

**Answer:** A

#### **NEW QUESTION 480**

- (Exam Topic 2)

A technician discovers that a malware infection has damaged part of the Windows TCP/IP stack. Which of the following commands can help repair the damage?

- A. netsh lan
- B. netsh interface
- C. netsh wlan
- D. netsh winsock

**Answer:** D

#### **NEW QUESTION 482**

- (Exam Topic 2)

Which of the following is the BEST way to mitigate security threats on a network?

- A. Social engineering
- B. User training
- C. Incident response
- D. Man-in-the- middle

**Answer:** B

#### **NEW QUESTION 485**

- (Exam Topic 2)

A pest control contractor attempts to gain access to the datacenter; however, the manager on duty notes that a pest control inspection was not on the schedule.

Which of the following attacks is in progress?

- A. Phishing
- B. Social engineering
- C. Man-in-the-middle
- D. Smurfing

**Answer:** B

#### **NEW QUESTION 486**

- (Exam Topic 2)

Which of the following is used to provide hot standby capabilities using paired routers?

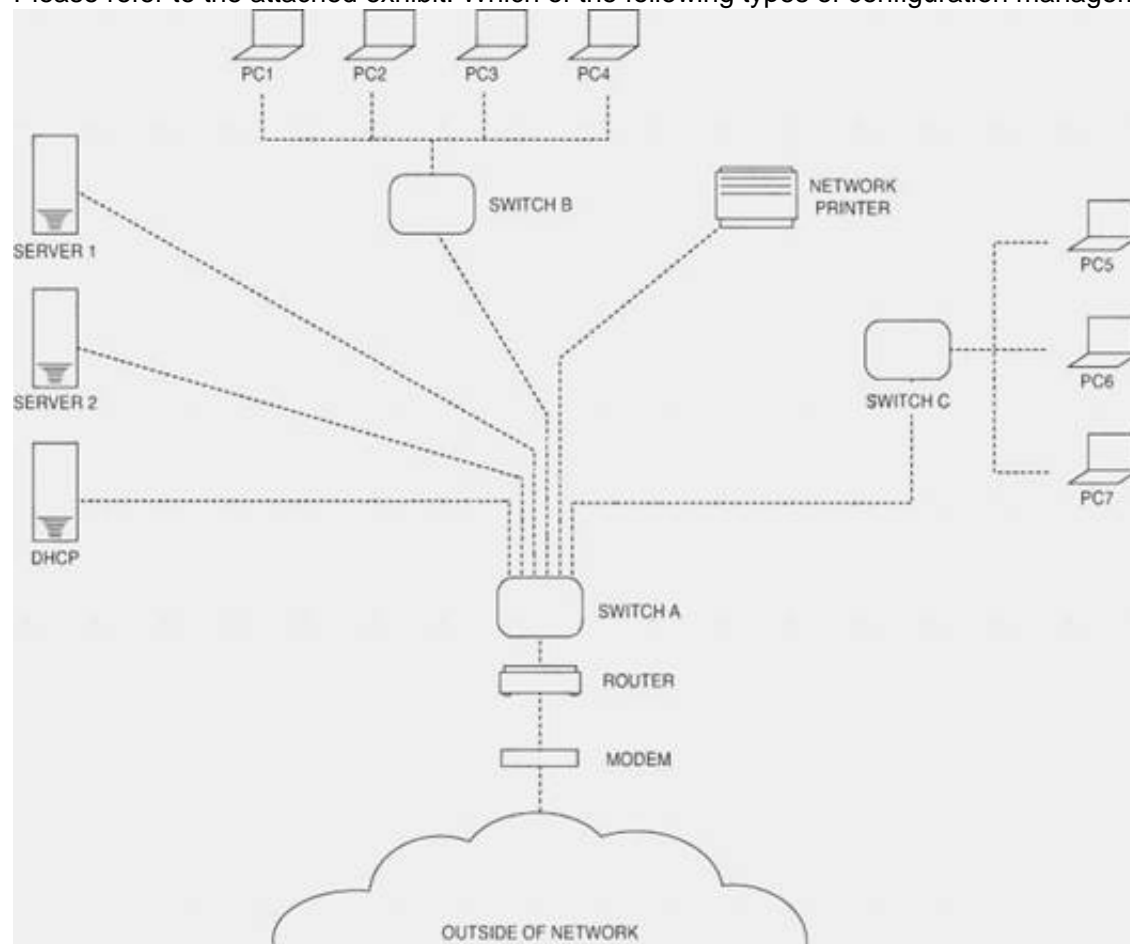
- A. CARP
- B. L2TP
- C. PPTP
- D. ISAKMP

**Answer:** A

**NEW QUESTION 491**

- (Exam Topic 2)

Please refer to the attached exhibit. Which of the following types of configuration management documentation is represented?



- A. Network security policy
- B. Network baseline
- C. Logical network diagram
- D. Wiring schematic

**Answer: C**

**NEW QUESTION 493**

- (Exam Topic 2)

Which of the following **MUST** be kept synchronized in order for Kerberos to work?

- A. Certificate
- B. Ticket
- C. Time
- D. Token

**Answer: C**

**NEW QUESTION 495**

- (Exam Topic 2)

Which of the following allows a central point to simultaneously address other points without addressing all of them?

- A. Multicast
- B. Subnetting
- C. Unicast
- D. Broadcast

**Answer: A**

**NEW QUESTION 497**

- (Exam Topic 2)

A user is unable to print to a network printer. Which of following is the **FIRST** step that a technician should take to troubleshoot the issue?

- A. Identify the problem.
- B. Establish a plan of action to resolve the problem.
- C. Establish a theory of probable cause.
- D. Implement preventative measures.

**Answer: A**

**NEW QUESTION 500**

- (Exam Topic 2)

Which of the following specifications would Sara, an administrator, implement as a network access control?

- A. 802.1q
- B. 802.3
- C. 802.11n

D. 802.1x

**Answer:** D

**NEW QUESTION 504**

- (Exam Topic 2)

Which of the following is a routed protocol that functions at layer 3 of the OSI model?

- A. IP
- B. Frame relay
- C. PPP
- D. ADSL

**Answer:** A

**NEW QUESTION 507**

- (Exam Topic 2)

Which of the following ports would Zach, a technician, need to open on a firewall to allow SSH on the default port?

- A. 20
- B. 21
- C. 22
- D. 23

**Answer:** C

**NEW QUESTION 510**

- (Exam Topic 2)

Which of the following network topologies allows only communication to take place from one node at a time by passing a token around the network?

- A. Star
- B. Mesh
- C. Bus
- D. Ring

**Answer:** D

**NEW QUESTION 515**

- (Exam Topic 2)

A username provides which of the following?

- A. Biometrics
- B. Identification
- C. Authorization
- D. Authentication

**Answer:** B

**NEW QUESTION 516**

- (Exam Topic 2)

A firewall that operates at Layer 7 of the OSI model is known as a(n):

- A. Circuit gateway
- B. Packet filter
- C. Application level
- D. Redundant firewall

**Answer:** C

**NEW QUESTION 520**

- (Exam Topic 2)

A technician recently fixed a computer with several viruses and spyware programs on it and notices the Internet settings were set to redirect all traffic through an unknown proxy. This type of attack is known as which of the following?

- A. Phishing
- B. Social engineering
- C. Man-in-the-middle
- D. Shoulder surfing

**Answer:** C

**NEW QUESTION 524**

- (Exam Topic 2)

Which of the following ports should be allowed through a firewall to allow DNS resolution to occur to an outside DNS server?

- A. 20
- B. 53
- C. 80
- D. 3389

**Answer:** B

**NEW QUESTION 527**

- (Exam Topic 2)

A small office home office (SOHO) customer is going to be replacing their switch. The customer also wants to add a WAP in a dropped ceiling; however, there are no power outlets above the drop ceiling, but there is a CAT5e network jack. Which of the following technologies should the new switch have to allow this WAP to be placed where the customer requests, without any other major changes to the environment?

- A. PoE
- B. Layer 3 switching
- C. STP
- D. VLAN

**Answer:** A

**NEW QUESTION 529**

- (Exam Topic 2)

An administrator is replacing an existing WAP because the customer is reporting that the connection speeds are too slow. Which of the following should be installed?

- A. 802.11a
- B. 802.11b
- C. 802.11g
- D. 802.11n

**Answer:** D

**NEW QUESTION 533**

- (Exam Topic 2)

The Transport Layer of the TCP/IP model corresponds to which of the following layers of the OSI model?

- A. 1
- B. 3
- C. 4
- D. 5

**Answer:** C

**NEW QUESTION 534**

- (Exam Topic 2)

A technician has replaced the Internet gateway router, and now no users can reach the Internet. The technician can ping the router Ethernet port but not the ISP's router IP address. Which of the following is the MOST likely problem?

- A. Faulty crossover cable
- B. DNS server is down
- C. Switching loop
- D. Outside interface shutdown

**Answer:** D

**NEW QUESTION 536**

- (Exam Topic 2)

Which of the following could be used to stop unknown threats?

- A. DMZ
- B. Signature based IPS
- C. Behavior based IPS
- D. Honeypots

**Answer:** C

**NEW QUESTION 537**

- (Exam Topic 2)

Which of the following would Sandy, a technician, find in a network map?

- A. QoS standards
- B. MDF/IDFs
- C. System logs
- D. Firewall rules

**Answer:** B

#### NEW QUESTION 540

- (Exam Topic 2)

Which of the following describes a DNS server?

- A. Translates an IP address to a name
- B. Caches commonly viewed web pages
- C. Assigns IP addresses to network devices
- D. Provides port security for a network

**Answer:** A

#### NEW QUESTION 544

- (Exam Topic 3)

A technician is setting up a firewall on the network that would show a public IP address out to the Internet and assign private IP addresses to users inside the network. Which of the following processes should be set up?

- A. Port security
- B. MAC filtering
- C. ACL
- D. NAT

**Answer:** D

#### NEW QUESTION 546

- (Exam Topic 3)

Which of the following would Kim, a technician, do to monitor remote traffic through an access point?

- A. Enable an SNMP agent
- B. Enable network mapping
- C. Set monitoring SSID
- D. Select WPA2

**Answer:** A

#### NEW QUESTION 550

- (Exam Topic 3)

Which of the following protocols is used to securely connect to a multi-layer switch?

- A. HTTP
- B. SMTP
- C. SSH
- D. Telnet

**Answer:** C

#### NEW QUESTION 552

- (Exam Topic 3)

A new monitoring device is installed in the network that uses ping to determine whether critical network Internet routers are up. After three missing pings, the alarm reports the device is down. The device is now constantly reporting alarms, yet there are no reported Internet problems from users. Which of the following is the MOST likely cause?

- A. A missing route on the alarm device.
- B. Incorrect VLAN assignment on the router.
- C. A missing route on the network routers.
- D. Incorrect speed/duplex setting on the alarm device.

**Answer:** D

#### NEW QUESTION 557

- (Exam Topic 3)

A network administrator is troubleshooting an intermittent network issue between devices that have a particularly long cable run. The issue was escalated to a network designer who alluded to potential attenuation issues. Which of the following BEST describes what the network designer was referring to?

- A. Bad connectors
- B. Cross-talk
- C. EMI / Interference
- D. dB loss

**Answer:** D

#### NEW QUESTION 558

- (Exam Topic 3)

A user has no network connectivity. Jeff, the network technician, is unable to locate the CAT5e cable from the user at the IDF. Which of the following tools would be used to assist Jeff in locating the CAT5e cable?

- A. Butt set
- B. Punch down tool



- C. Toner probe
- D. Protocol analyzer

**Answer: C**

#### NEW QUESTION 560

- (Exam Topic 3)

A company is experiencing accessibility issues reaching services on a cloud-based system. Which of the following monitoring tools should be used to locate possible outages?

- A. Network analyzer
- B. Packet analyzer
- C. Protocol analyzer
- D. Network sniffer

**Answer: A**

#### Explanation:

A network analyzer is a useful tool, helping you do things like track traffic and malicious usage on the network.

#### NEW QUESTION 563

- (Exam Topic 3)

Zach, a technician, discovers a switch is not communicating with the other switches in a stack. Which of the following is the MOST likely cause?

- A. Both T568A and T568B standards are being used.
- B. STP is disabled.
- C. The cable is not a crossover.
- D. The port is not trunked.

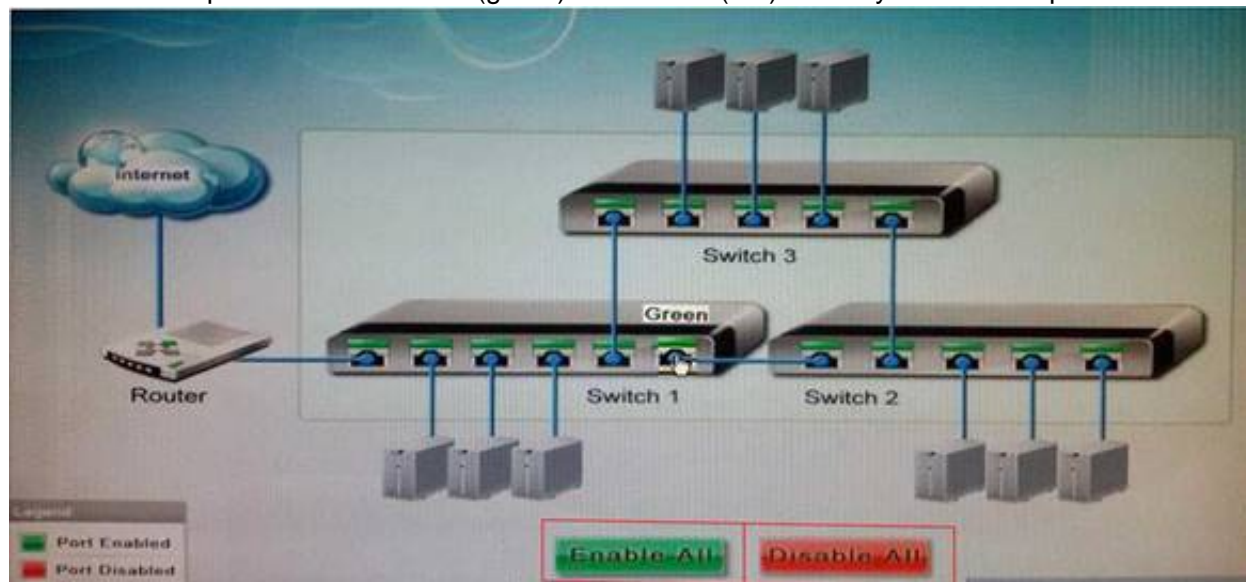
**Answer: C**

#### NEW QUESTION 565

- (Exam Topic 3)

Workstations are unable to access the Internet after a recent power outage. Configure the appropriate devices to ensure ALL workstations have Internet connectivity.

Instructions: All ports can be enabled (green) or disabled (red). When you have completed the simulation please select the Done button.



- A. Mastered
- B. Not Mastered

**Answer: A**

#### Explanation:

All ports should be enabled.

#### NEW QUESTION 566

- (Exam Topic 3)

Which of the following does the IP address 169.254.222.10 indicate?

- A. No DHCP server connectivity
- B. The DNS server is unavailable
- C. Firewall issue
- D. Duplicate IP addresses are found

**Answer: A**

#### NEW QUESTION 567

- (Exam Topic 3)

A VoIP system will require 23 concurrent voice channels and signaling channel. Which of the following types of service would provides the BEST connectivity to the PSTN?



- A. PRI
- B. BRI
- C. E1/E3
- D. DSL

**Answer:** A

**NEW QUESTION 572**

- (Exam Topic 3)

A network technician is installing a simple SOHO router with wireless functionality. Which of the following wireless encryption standards would be BEST suited for the HIGHEST level of security?

- A. WPA2
- B. WPA
- C. WEP64
- D. WEP128

**Answer:** A

**NEW QUESTION 573**

- (Exam Topic 3)

Which of the following layers of the OSI model is between the Data Link and Transport layers?

- A. Application
- B. Session
- C. Network
- D. Physical

**Answer:** C

**NEW QUESTION 575**

- (Exam Topic 3)

Which of the following tools can the technician use to analyze TCP/IP packets when trying to determine a connection problem within a subnet?

- A. Wire mapper
- B. Protocol analyzer
- C. Cable tester
- D. SYSLOG server

**Answer:** B

**NEW QUESTION 578**

- (Exam Topic 3)

An organization wants to perform maintenance on any of its web servers without affecting the service availability during a scheduled change window. Which of the following network devices would be required to provide this functionality?

- A. Router
- B. Forward proxy
- C. Load balancer
- D. Firewall

**Answer:** C

**NEW QUESTION 579**

- (Exam Topic 3)

Zach, a technician, is checking newly installed CAT5e cabling, and suspects that some of the ends were not properly terminated. Which of the following tools will verify this?

- A. Cable tester
- B. Toner probe
- C. OTDR
- D. Loopback plug

**Answer:** A

**NEW QUESTION 584**

- (Exam Topic 3)

Which of the following cloud infrastructure designs includes on premise servers utilizing a centralized syslog server that is hosted at a third party organization for review?

- A. Hybrid
- B. Public
- C. Community
- D. Private

**Answer:** A

#### NEW QUESTION 585

- (Exam Topic 3)

Zach, a technician, needs to terminate a CAT5e Ethernet cable to a 110 block. Which of the following tools should he use?

- A. Toner probe
- B. Punch down
- C. Wire tester
- D. Crimper

**Answer:** B

#### NEW QUESTION 590

- (Exam Topic 3)

Which of the following 802.11n features allows for the use of multiple simultaneous frequencies in order to increase usable bandwidth?

- A. Channel bonding
- B. MIMO
- C. Spatial reuse
- D. 20MHz channel spacing

**Answer:** A

#### NEW QUESTION 594

- (Exam Topic 3)

A user is unable to connect to a server in another building. A technician is troubleshooting the issue and determines the following:

- 1) Client PC 1 has an IP address of 192.168.10.25/25
- 2) PC 1 can successfully ping its gateway of 192.168.10.1/25 which is an interface of router A
- 3) Server A is named 'BLDGBFILESVR01' and has an IP address of 192.168.10.145/25
- 4) PC 2 with an IP address of 192.168.10.200/25 can successfully ping server A

However, when PC 1 pings server A, it receives a destination host unreachable response. Which of the following is the MOST likely cause?

- A. Link from router A to PC 1 are on different subnets
- B. Link from router A to server A is down
- C. Link from PC 1 to router A has duplex issues
- D. Link from server A to PC 2 is down

**Answer:** A

#### NEW QUESTION 596

- (Exam Topic 3)

An administrator is setting up a secure wireless network. The administrator decides to support 802.11n and 802.11g with a WPA2 pre-shared key. Users are given the SSID with the pre-shared key, but the administrator has disabled the SSID broadcast and MAC filtering. Some users have reported connection issues. Which of the following would MOST likely resolve the users' connection issues?

- A. Limit the devices to 802.11n only.
- B. Enable the SSID broadcast.
- C. Enable MAC filtering.
- D. Use a WEP 128-bit key.

**Answer:** B

#### NEW QUESTION 601

- (Exam Topic 3)

Zach, a network administrator, needs to purchase a new switch to support VoIP phones and wireless access points in a new building. Which of the following features are the MOST important for the new switch to support?

- A. PoE and QoS
- B. LACP and OSPF
- C. 802.1x and 802.11n
- D. NAT and VTP

**Answer:** A

#### NEW QUESTION 606

- (Exam Topic 3)

Which of the following security threats relies primarily on user deception and misinformation?

- A. Rogue access points
- B. DoS attacks
- C. Man-in-the-middle attacks
- D. Phishing

**Answer:** D

#### NEW QUESTION 610

- (Exam Topic 3)

Which of the following communication modes has the LOWEST overhead necessary to support streaming protocols such as RTP?

- A. Connectionless
- B. Stateful
- C. Full Duplex
- D. Quality of Service

**Answer:** A

**NEW QUESTION 613**

- (Exam Topic 3)

169.254.1.100 is an IP address which would MOST likely come from which of the following?

- A. CIDR
- B. DHCP
- C. APIPA
- D. DNS

**Answer:** C

**NEW QUESTION 614**

- (Exam Topic 3)

Zach, a network technician, is unable to remotely manage or ping certain layer 2 switches. To manage those devices remotely, which of the following will MOST likely need to be configured?

- A. IP address on the native VLAN interface
- B. Port security
- C. Port forwarding
- D. IP address on the fiber interface

**Answer:** A

**NEW QUESTION 616**

- (Exam Topic 3)

A SOHO with ten Wi-Fi equipped laptops needs a new network installed. Which of the following items would be used to setup the office using a new DSL line? (Select TWO).

- A. Router
- B. Wi-Fi Access point
- C. Cable modem
- D. Ten WiMAX adapters
- E. Ten CAT6 patch cables

**Answer:** AB

**NEW QUESTION 620**

- (Exam Topic 3)

A company has attempted to introduce a new major network segment to allow growth in capacity. On the core switch, a GBIC was used to interconnect with a newly placed downstream distribution switch for the first time. Soon after this implementation, a network flood and an outage occurred between the core and new distribution network modules. Which of the following should the network administrator troubleshoot FIRST in order to rectify the issue?

- A. Check for switching loops between core and distribution switches.
- B. Check whether an incorrect VLAN has been assigned to the new distribution switch.
- C. Check for inconsistent or missing routes between the core and distribution switches.
- D. Check whether the GBIC was set to multi-mode instead of single-mode SFP.

**Answer:** A

**NEW QUESTION 625**

- (Exam Topic 3)

A user is getting very weak signals while trying to connect to the wireless. Which of the following should the user do to help with signal strength?

- A. Call the wireless provider and ask for a T3 circuit.
- B. Move the wireless router to a better location where line of sight is obtained.
- C. Reinstall the operating system to the PC to ensure the newest patches are installed.
- D. Install a hub to ensure there is a clear path for the cables to run.

**Answer:** B

**NEW QUESTION 629**

- (Exam Topic 3)

When configuring a WAP for a SOHO, which parameter will BEST limit access to the office area?

- A. Signal strength
- B. SSID enable
- C. Encryption
- D. Password hardening

**Answer:** A

#### NEW QUESTION 631

- (Exam Topic 3)

A SOHO office recently installed a wireless network for employees to use during lunch breaks. As such, the access point was placed in the kitchen area by the microwave. Employees have been reporting intermittent connectivity when using the wireless network. Which of the following would BEST improve connectivity?

- A. Disable SSID broadcast
- B. Increase the signal strength
- C. Move the access point
- D. Change the broadcast channel

**Answer: C**

#### NEW QUESTION 632

- (Exam Topic 3)

Zach, a network technician, is configuring several switches to be managed remotely. Which of the following must be configured to connect via SSH to each of those devices, as well as to retrieve various parameters?

- A. PoE settings and VTP configuration
- B. SNMP configuration only
- C. IP address and SNMP configuration
- D. QoS and PoE settings

**Answer: C**

#### NEW QUESTION 637

- (Exam Topic 3)

Zach, a technician, wants to test a laptop's NIC for functionality but has no other networking equipment to attach it to. Which of the following would allow him to test basic functionality of the NIC?

- A. Loopback plug
- B. Protocol analyzer
- C. Smart jack
- D. Coupler

**Answer: A**

#### NEW QUESTION 640

- (Exam Topic 3)

Kim, the client, has requested a cost-effective network solution to accommodate the ability to reconfigure the office space as needed. Which networking solution would provide the BEST solution?

- A. Private IP Addressing
- B. Wireless Access Points
- C. Wide Area Networking
- D. Virtual Local Area Networks

**Answer: B**

#### NEW QUESTION 644

- (Exam Topic 3)

A network technician wants to baseline traffic flows on a specific network. Which of the following will provide the GREATEST level of detail?

- A. Network flow information
- B. SNMP traps
- C. Debug level syslog
- D. Protocol analyzer

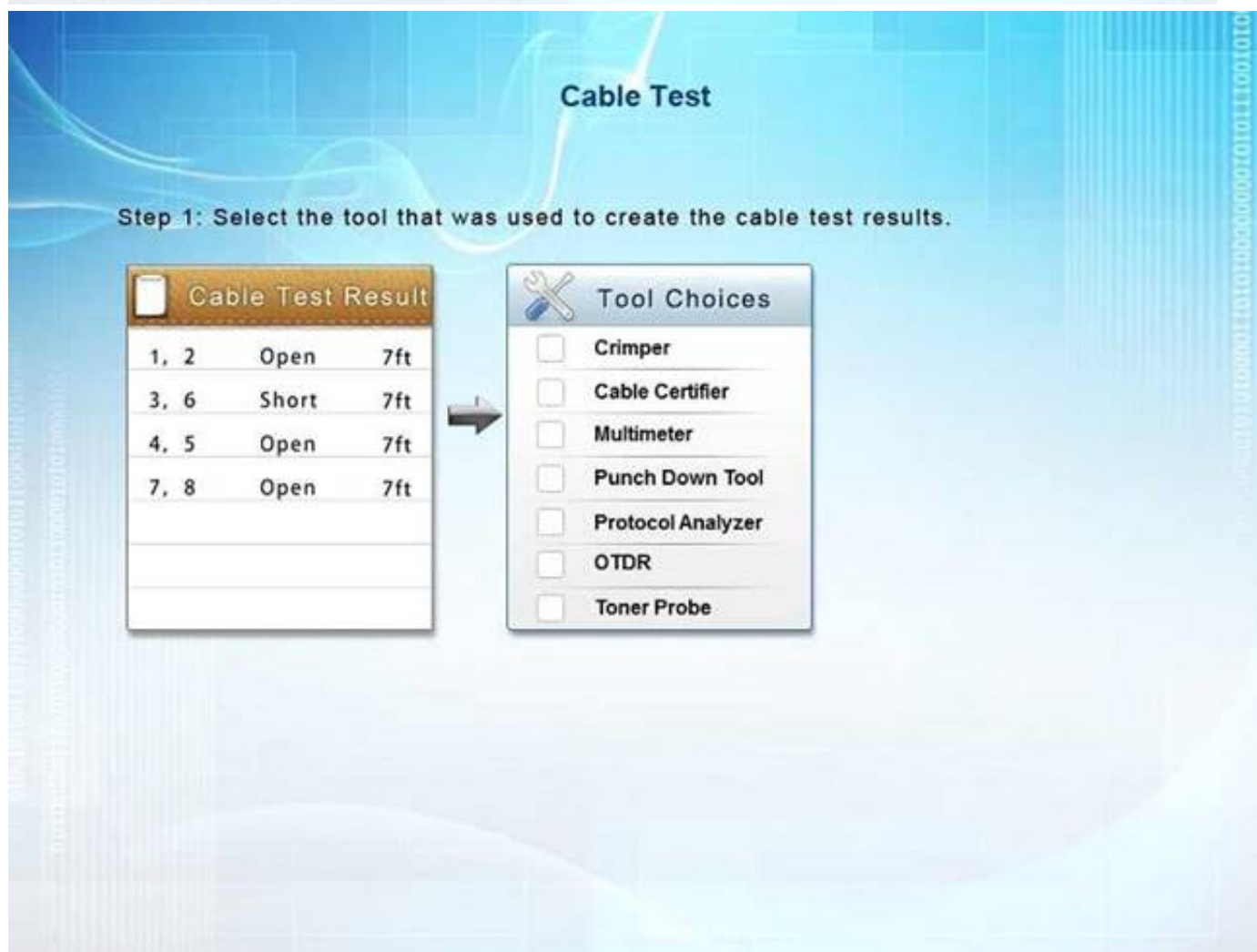
**Answer: D**

#### NEW QUESTION 645

- (Exam Topic 3)

You have been tasked with testing a CAT5e cable. A summary of the test results can be found on the screen. Step 1: Select the tool that was used to create the cable test results.

Step 2: Interpret the test results and select the option that explains the results. After you are done with your analysis, click the 'Submit Cable Test Analysis' button.



- A. Mastered
- B. Not Mastered

**Answer: A**

**Explanation:**

A Cable Certifier provides "Pass" or "Fail" information in accordance with industry standards but can also show detailed information when a "Fail" occurs. This includes shorts, the wire pairs involved and the distance to the short. When a short is identified, at the full length of the cable it means the cable has not been crimped correctly.

**NEW QUESTION 650**

- (Exam Topic 3)

A technician replaces a customer's router, and is now unable to ping the ISP's gateway. Which of the following should the technician check?

- A. The arp table of the new customer's router.
- B. The route table of the next-hop router.
- C. The route table of the new customer's router.
- D. The arp table of a network user.

**Answer: C**



#### NEW QUESTION 655

- (Exam Topic 3)

A network technician performs several switch commands to enable various advanced features on the switch in the accounting department. During the configuration changes, several users from this department report connectivity issues. Which of the following logs would the network technician need to analyze to troubleshoot the connectivity issues?

- A. Router logs
- B. History logs
- C. Startup/bootup config logs
- D. Event Viewer logs

**Answer: B**

#### NEW QUESTION 658

- (Exam Topic 3)

A user snapped the retention tab off of a network cable. Which of the following tools would Jeff, a technician, use to replace the RJ-45 connector?

- A. Wire tester
- B. Punch down
- C. Crimper
- D. Multimeter

**Answer: C**

#### NEW QUESTION 661

- (Exam Topic 3)

An 801.11g wireless access point was configured as follows:

- AP encryption forced to WPA2-AES mode only
- MAC address filtering enabled with the following MAC address in the allow list: 00-ab-29-da-c3-40 Which is true about the above configuration?

- A. Any 802.11b/g compatible client can connect to the wireless network if they support TKIP, the MAC address is 00-ab-29-da-c3-40, and the encryption key is known by the client.
- B. An 802.11a compatible client can connect to the wireless network only if its MAC address is 00- ab-29-da-c3-40 and the encryption key is known by the client.
- C. An 802.11n compatible client can connect to the wireless network only if its MAC address is 00- ab-29-da-c3-40 and the encryption key is known by the client.
- D. Any 802.11g compatible client can connect to the wireless network if the encryption key is known by the client.

**Answer: C**

#### NEW QUESTION 666

- (Exam Topic 3)

Which of the following media types can carry a standard Ethernet signal for network connectivity?

- A. USB
- B. PArallel
- C. Serial
- D. CAT6

**Answer: D**

#### NEW QUESTION 667

- (Exam Topic 3)

Which of the following technologies allows more than two transceivers with an access point?

- A. MIMO
- B. FIFO
- C. 802.1x
- D. WPA

**Answer: A**

#### NEW QUESTION 668

- (Exam Topic 3)

A network technician needs to install an additional access point to the company's wireless network. The network has two 802.11b access points. Which of the following channels should be used to allow the access point's coverage areas to overlap?

- A. 1, 6, 11
- B. 2, 5, 10
- C. 3, 13, 23
- D. 4, 8, 16

**Answer: A**

#### NEW QUESTION 672

- (Exam Topic 3)

The network optimization process used to allow reasonable use of data, voice, and video on the same network infrastructure is called:

- A. CARP



- B. QoS
- C. Traffic shaping.
- D. Fault tolerance.

**Answer:** B

**NEW QUESTION 674**

- (Exam Topic 3)

Kim, a technician, is installing a switch that does not feature auto-negotiation. Which of the following characteristics would need to be manually configured? (Select TWO).

- A. MAC addressing
- B. IP addressing
- C. Port speed
- D. IPv6 addressing
- E. Duplex

**Answer:** CE

**NEW QUESTION 678**

- (Exam Topic 3)

Kim, a technician, is configuring an 802.11n access point. Other WAPs on the network use 802.11b. Which of the following will Kim have to setup to make sure these WAPs will be able to communicate?

- A. Enable mixed mode
- B. Disable SSID
- C. Disable encryption
- D. Enable 'n' only mode

**Answer:** A

**NEW QUESTION 681**

- (Exam Topic 3)

Which of the following could be used to estimate RTT across a router?

- A. Dig
- B. Traceroute
- C. Arp
- D. Uptime

**Answer:** B

**NEW QUESTION 682**

- (Exam Topic 3)

Kim, a network administrator, should consult which documentation sources FIRST to determine the cause of recent network issues?

- A. Network map
- B. Cable management
- C. Change management
- D. Asset management

**Answer:** C

**NEW QUESTION 683**

- (Exam Topic 3)

A supervisor requests that a technician downloads a MIB for a particular server. Which of the following protocols requires MIBs?

- A. IPSec
- B. SSL
- C. ISAKMP
- D. SNMP

**Answer:** D

**NEW QUESTION 685**

- (Exam Topic 3)

A new user is reporting connectivity issues. Zach, the network technician, notices that there is no link light on the user's NIC. Which of the following would be used to verify the wiring back to the patch panel?

- A. Butt set
- B. Cable certifier
- C. Toner probe
- D. Snips

**Answer:** B

#### NEW QUESTION 688

- (Exam Topic 3)

A customer wishes to network several computers throughout a large warehouse containing numerous metal shelves and concrete walls. The computers are at least 175 meters (574 feet) apart. Which of the following media types should be recommended for the customer using only a single switch?

- A. Fiber optic
- B. Wireless
- C. CAT5e
- D. CAT3

**Answer:** A

#### NEW QUESTION 693

- (Exam Topic 3)

A user reports a network failure on a computer. The technician determines that the computer and NIC are operating properly. Which of the following tools can the technician use to trace the network cabling back to the punch down block?

- A. Protocol analyzer
- B. Multimeter
- C. Punch down tool
- D. Toner probe

**Answer:** D

#### NEW QUESTION 694

- (Exam Topic 3)

Which of the following technologies could be implemented to improve call clarity when using VoIP technology?

- A. Static IP addressing
- B. Caching engines
- C. QoS
- D. Port forwarding

**Answer:** C

#### NEW QUESTION 695

- (Exam Topic 3)

Which of the following protocols is used for remote management of devices?

- A. SNMP
- B. TFTP
- C. Syslog
- D. SMTP

**Answer:** A

#### NEW QUESTION 700

- (Exam Topic 3)

There is suspected virus activity on the network. Which of the following would Lisa, a technician, use to study network traffic?

- A. Protocol analyzer
- B. Cable tester
- C. Cable certifier
- D. Environmental monitor

**Answer:** A

#### NEW QUESTION 705

- (Exam Topic 3)

A user wants a SOHO network to be protected from unauthorized users hacking their network. Which of the following should be implemented to aide in this matter?

- A. VPN
- B. Throughput tester
- C. Firewall
- D. OC3

**Answer:** C

#### NEW QUESTION 707

- (Exam Topic 3)

A network technician receives a call from a branch office about a problem with its wireless connectivity. The user states the office hosting a large meeting that includes some online training with local businesses. The guest users have all brought devices to connect to the guest network at the branch office. All users are connected to a single WAP and are reporting that connections dropping and network speeds are unusable. Which of the following is the MOST likely cause of this issue?

- A. DHCP exhaustion

- B. Chanel overlapping
- C. Interference
- D. Overcapacity

**Answer:** C

**NEW QUESTION 708**

- (Exam Topic 3)

Lisa, a technician, is tasked to monitor various analog POTS lines for voice activity. Which of the following hardware tools would be used?

- A. Butt set
- B. Toner probe
- C. Wire mapper
- D. Cable certifier

**Answer:** A

**NEW QUESTION 712**

- (Exam Topic 3)

Which of the following needs to be configured on a switch to use a packet sniffer?

- A. Port trunking
- B. Port mirroring
- C. Tagged VLAN
- D. Untagged VLAN

**Answer:** B

**NEW QUESTION 714**

- (Exam Topic 3)

Which of the following is used to create a secure connection between a client and a host?

- A. VLAN
- B. Proxy server
- C. IIS server
- D. VPN

**Answer:** D

**NEW QUESTION 719**

- (Exam Topic 3)

Which of the following protocols is used to allow multiple hosts to share a common IP address?

- A. HTTPS
- B. ARP
- C. CARP
- D. NAT

**Answer:** D

**NEW QUESTION 720**

- (Exam Topic 3)

The software in a virtualized environment that controls resource allocation and allows multiple operating system guests to run on the same physical platform is known as the:

- A. hypervisor.
- B. LPAR.
- C. broker.
- D. VDI.

**Answer:** A

**NEW QUESTION 723**

- (Exam Topic 3)

Which of the following occurs when antenna gain is increased on an access point?

- A. Connection speeds decrease
- B. Throughput decreases
- C. Cell size increases
- D. Attenuation increases

**Answer:** C

**NEW QUESTION 728**

- (Exam Topic 3)

An administrator is troubleshooting analog telephony issues on the punch down block. Which of the following tools would be MOST useful in this scenario?

- A. T1 loopback
- B. Butt set
- C. Multimeter
- D. Protocol analyzer

**Answer:** B

#### NEW QUESTION 730

- (Exam Topic 3)

Jeff, a technician, is charged with setting up network monitoring for critical devices in the network. It is important the information be sent securely to the monitoring station. Which of the following protocols will support secure transmission of the data?

- A. SNMP v2
- B. VPN
- C. SYSLOG
- D. SMTP

**Answer:** A

#### NEW QUESTION 735

- (Exam Topic 3)

Which of the following separates broadcast domains?

- A. Port mirroring
- B. Router
- C. Convergence
- D. Switch

**Answer:** B

#### NEW QUESTION 736

- (Exam Topic 3)

Kim, a user, cannot access the network using wireless. Which of the following is MOST likely the cause?

- A. TXRX is reversed
- B. Faulty crossover cable
- C. Incorrect WEP key
- D. A short in the cable pairs

**Answer:** C

#### NEW QUESTION 739

- (Exam Topic 3)

A technician needs to limit the amount of broadcast traffic on a network and allow different segments to communicate with each other. Which of the following options would satisfy these requirements?

- A. Add a router and enable OSPF.
- B. Add a layer 3 switch and create a VLAN.
- C. Add a bridge between two switches.
- D. Add a firewall and implement proper ACL.

**Answer:** B

#### Explanation:

We can limit the amount of broadcast traffic on a switched network by dividing the computers into logical network segments called VLANs.

A virtual local area network (VLAN) is a logical group of computers that appear to be on the same LAN even if they are on separate IP subnets. These logical subnets are configured in the network switches. Each VLAN is a broadcast domain meaning that only computers within the same VLAN will receive broadcast traffic.

To allow different segments (VLAN) to communicate with each other, a router is required to establish a connection between the systems. We can use a network router to route between the VLANs or we can use a 'Layer 3' switch. Unlike layer 2 switches that can only read the contents of the data-link layer protocol header in the packets they process, layer 3 switches can read the (IP) addresses in the network layer protocol header as well.

#### NEW QUESTION 741

- (Exam Topic 3)

ADSL modem connects to the provider's network using which of the following authentication techniques?

- A. PoE
- B. MS-CHAP
- C. PPPoE
- D. EAP

**Answer:** C

#### NEW QUESTION 742

- (Exam Topic 3)

A network technician at a small office upgrades the VLAN switch. After the upgrade, a user reports being unable to access network resources. When the technician checks the switchport, the LED light is not lit. Which of the following should technician check FIRST?

- A. The device is using the correct cable type.
- B. The switchport is functioning properly.
- C. The device is connected to the switch.
- D. The switch is connected to the router.

**Answer: C**

#### **NEW QUESTION 743**

- (Exam Topic 3)

Which of the following is the prefix for a link-local IPv6 address?

- A. FE80::/10
- B. FF00::/8
- C. 2FFE::/16
- D. FEEF:/12

**Answer: A**

#### **NEW QUESTION 746**

- (Exam Topic 3)

Which of the following devices is used to distribute network traffic equally over multiple links?

- A. Content filter
- B. DNS server
- C. Load balancer
- D. Proxy server

**Answer: C**

#### **NEW QUESTION 750**

.....

## Thank You for Trying Our Product

### We offer two products:

1st - We have Practice Tests Software with Actual Exam Questions

2nd - Questions and Answers in PDF Format

### N10-007 Practice Exam Features:

- \* N10-007 Questions and Answers Updated Frequently
- \* N10-007 Practice Questions Verified by Expert Senior Certified Staff
- \* N10-007 Most Realistic Questions that Guarantee you a Pass on Your First Try
- \* N10-007 Practice Test Questions in Multiple Choice Formats and Updates for 1 Year

**100% Actual & Verified — Instant Download, Please Click**  
**[Order The N10-007 Practice Test Here](#)**