

Microsoft

Exam Questions MB-800

Microsoft Dynamics 365 Business Central Functional Consultant



NEW QUESTION 1

- (Exam Topic 1)

You need to configure sales for the cash and carry desk. What should you select?

- A. Payment Service
- B. Direct Debit Mandate with a value of OneOff for Type of Payment
- C. Payment Method with a value of Bank Account for Balance Account
- D. Payment Terms with a value of 0D for Due Date Calculation

Answer: D

NEW QUESTION 2

- (Exam Topic 1)

You need to resolve the reconciliation issues.

How should you complete the setup? To answer, select the appropriate options in the answer area. NOTE: Each correct selection is worth one point.

Configure

Control

Restrict use on

	▼
General Ledger Setup	
Sales & Receivable Setup	
G/L Account Card	
Chart of Accounts	

Set value for

	▼
Reconciliation account	
Direct posting	
Check G/L account usage	
Gen.Posting Type	

- A. Mastered
- B. Not Mastered

Answer: A

Explanation:

Configure

Control

Restrict use on

	▼
General Ledger Setup	
Sales & Receivable Setup	
G/L Account Card	
Chart of Accounts	

Set value for

	▼
Reconciliation account	
Direct posting	
Check G/L account usage	
Gen.Posting Type	

NEW QUESTION 3

- (Exam Topic 2)

You need to configure purchase order discounting and history.

What should you do? To answer, select the appropriate options in the answer area. NOTE: Each correct selection is worth one point.

Requirement	Action
Configure the preset invoice level discounts.	<div>▼</div> <div> Set Discount % on Vend. Invoice Discount Set Calc. Inv. Discount to Yes Set All Discounts on Discount Posting Set Pmt. Disc. Excl. Tax to Yes </div>
Configure the automatic invoice level discounts calculation.	<div>▼</div> <div> Set Calc. Inv. Discount to Yes on Purchase & Payables Setup Set Purch. Line Disc. Account on General Posting Setup Select Invoice Discounts on Purchase & Payables Setup Set Adjust for Payment Disc. on General Ledger Setup </div>
Configure purchase order history.	<div>▼</div> <div> Set Archive Orders to Yes Set Archive Quotes to Always Set Copy Comments Order to Invoice to Yes Set a date for Allow Document Deletion Before </div>

- A. Mastered
B. Not Mastered

Answer: A

Explanation:

Requirement	Action
Configure the preset invoice level discounts.	<div>▼</div> <div> Set Discount % on Vend. Invoice Discount Set Calc. Inv. Discount to Yes Set All Discounts on Discount Posting Set Pmt. Disc. Excl. Tax to Yes </div>
Configure the automatic invoice level discounts calculation.	<div>▼</div> <div> Set Calc. Inv. Discount to Yes on Purchase & Payables Setup Set Purch. Line Disc. Account on General Posting Setup Select Invoice Discounts on Purchase & Payables Setup Set Adjust for Payment Disc. on General Ledger Setup </div>
Configure purchase order history.	<div>▼</div> <div> Set Archive Orders to Yes Set Archive Quotes to Always Set Copy Comments Order to Invoice to Yes Set a date for Allow Document Deletion Before </div>

NEW QUESTION 4

- (Exam Topic 2)

You need to configure reporting.

What should you do? To answer, select the appropriate options in the answer area. NOTE: Each correct selection is worth one point.

Requirement

Action

Set up dimensions

Create a new entry on Dimensions
 Select a dimension on Sales & Receivables Setup
 Choose a code in the Dimensions FastTab on General Ledger Setup
 Add default dimensions to General Ledger Accounts

Configure global dimensions

Change global dimensions on General Ledger Setup
 Add a global dimension on General Ledger Setup
 Assign a dimension value of Global to Dimensions
 Select Global Dimensions on all Setup pages

Configure shortcut dimensions

Choose a shortcut dimension code on General Ledger Setup
 Assign a dimension value of Shortcut to Dimensions
 Add default dimensions to Master Records
 Choose dimensions on an Analysis View

- A. Mastered
 B. Not Mastered

Answer: A

Explanation:

Requirement

Action

Set up dimensions

Create a new entry on Dimensions
 Select a dimension on Sales & Receivables Setup
 Choose a code in the Dimensions FastTab on General Ledger Setup
 Add default dimensions to General Ledger Accounts

Configure global dimensions

Change global dimensions on General Ledger Setup
 Add a global dimension on General Ledger Setup
 Assign a dimension value of Global to Dimensions
 Select Global Dimensions on all Setup pages

Configure shortcut dimensions

Choose a shortcut dimension code on General Ledger Setup
 Assign a dimension value of Shortcut to Dimensions
 Add default dimensions to Master Records
 Choose dimensions on an Analysis View

NEW QUESTION 5

- (Exam Topic 2)

You need to configure the system to meet the requirements for received items. What should you do?

- A. Set the default costing method to Standard
 B. Turn on Automatic Cost Posting
 C. Turn on Expected Cost Posting
 D. Set the value of the Automatic Cost Adjustment option to Always

Answer: C

Explanation:

Reference:

<https://docs.microsoft.com/en-gb/dynamics365/business-central/design-details-expected-cost-posting>

NEW QUESTION 6

- (Exam Topic 2)

You need to set up a new fiscal year and restrict posting.

Which options should you use? To answer, select the appropriate options in the answer area. NOTE: Each correct selection is worth one point.

Requirement	Action
Set up a new fiscal year.	<div>▼</div> <div> Select Close Year Select Create Year Select Fiscal Year Balance Select Inventory Period </div>
Define the fiscal year start date.	<div>▼</div> <div> Accept the default New Fiscal Year Check Closed for all rows except for June 1 Check New Fiscal Year for June 1 Clear the default New Fiscal Year </div>
Restrict posting.	<div>▼</div> <div> In General Ledger Setup, set the Allow Posting From and Allow Posting To options to current dates In User Setup, set Allow Posting From and Allow Posting To options to current dates Remove any Permission sets that allow posting Set the Work Date past the prior month ending date </div>

- A. Mastered
B. Not Mastered

Answer: A

Explanation:

Requirement	Action
Set up a new fiscal year.	<div>▼</div> <div> Select Close Year Select Create Year Select Fiscal Year Balance Select Inventory Period </div>
Define the fiscal year start date.	<div>▼</div> <div> Accept the default New Fiscal Year Check Closed for all rows except for June 1 Check New Fiscal Year for June 1 Clear the default New Fiscal Year </div>
Restrict posting.	<div>▼</div> <div> In General Ledger Setup, set the Allow Posting From and Allow Posting To options to current dates In User Setup, set Allow Posting From and Allow Posting To options to current dates Remove any Permission sets that allow posting Set the Work Date past the prior month ending date </div>

NEW QUESTION 7

- (Exam Topic 3)

You complete Payment Registration setup. The following options are enabled:

- Use this account as default
- Auto Fill Date received

You need to process a single full payment from a customer against the amounts due for two invoices by using customer payment registration.

What four actions should you perform in sequence? To answer, move the appropriate actions from the list of actions to the answer area and arrange them in the correct order.

Actions

In the Date Received field, enter the date when the payment was made

In the Amount Received field, enter amounts

Select the **Payment Made** option for lines that represent the second invoice

Select **Post Payments**

Open **Payment Registration**

Select the **Payment Made** option for lines that represent the first invoice

Select **Post As Lump Payment**

Answer Area

>

<

- A. Mastered
- B. Not Mastered

Answer: A

Explanation:

Reference:
<https://docs.microsoft.com/en-gb/dynamics365/business-central/receivables-how-reconcile-customer-payments>

NEW QUESTION 8

- (Exam Topic 3)

The accounts payable department of a company processes purchase invoices throughout the month. A vendor sends an invoice at the end of each week that combines all deliveries.
The company wants to know how to process this invoice. You need to explain the steps involved in purchase invoicing.
In which order should the steps be performed? To answer, move all actions from the list of actions to the answer area and arrange them in the correct order.

Actions

Create a new purchase invoice for the vendor and use the Get Receipt Lines action.

Delete fully invoiced purchase orders.

On the purchase invoice lines, make the necessary adjustments for example regarding received quantity or prices.

From the purchase order, post receipts for the items

Post the purchase invoice

Answer Area

>

<

- A. Mastered
- B. Not Mastered

Answer: A

Explanation:

Reference:
<https://docs.microsoft.com/en-gb/dynamics365/business-central/purchasing-how-to-combine-receipts>

NEW QUESTION 9

- (Exam Topic 3)

A user reports that they cannot create or view sales quotes in Dynamics 365 Business Central. You need to help the user create and view sales quotes.
From which three cards can the user perform the required activities? Each correct answer presents a complete solution.
NOTE: Each correct selection is worth one point.

- A. Service Item
- B. Opportunity
- C. Job
- D. Resource
- E. Customer
- F. Contact

Answer: BEF

NEW QUESTION 10

- (Exam Topic 3)

You have a Microsoft Excel file that includes journal entry data that must be imported into Dynamics 365 Business Central. This file was previously imported into a General Journal batch.

You receive an updated version of the file that includes corrections, deletions, and new journal entries. Which three actions can you perform by using the Edit in Excel feature? Each correct answer presents a complete solution.

NOTE: Each correct selection is worth one point.

- A. Modify an existing line in a General Journal batch
- B. Insert a new line in a General Journal batch
- C. Post one or more lines in a General Journal batch
- D. Request Approval for one or more lines in a General Journal batch
- E. Delete an existing line from a General Journal batch

Answer: ABE

NEW QUESTION 10

- (Exam Topic 3)

The general ledger account for accounts receivable must match the sum of all balances on the customer cards. You need to set up the general ledger account card for accounts receivable to meet this requirement.

Which configuration should you use?

- A. Account Type
- B. Blocked
- C. Totaling
- D. Direct Posting

Answer: C

NEW QUESTION 12

- (Exam Topic 3)

You are implementing Dynamics 365 Business Central Online.

You receive a comprehensive price list from the customer. The customer wants you to set up the best price feature for sales by using the standard discount and pricing functionality in Business Central.

You need to set up this feature.

Which three components are part of the best price calculation feature? Each correct answer presents a complete solution.

NOTE: Each correct selection is worth one point.

- A. Unit cost on items
- B. Sales Line Discounts
- C. Discount Groups
- D. Special Prices
- E. Unit prices on items

Answer: BCE

Explanation:

Reference:

<https://docs.microsoft.com/en-gb/dynamics365/business-central/sales-how-record-sales-price-discountpayment>

NEW QUESTION 13

- (Exam Topic 3)

You are a functional consultant working on purchase returns in Dynamics 365 Business Central.

A customer orders 100 pieces of an item from a vendor. After receiving them into inventory and posting the invoice, the customer determines that only 50 pieces are needed.

You create a purchase return order to return 50 pieces of the item. The vendor has authorized the return. You need to apply the return to the original purchase.

Which five actions should you perform in sequence? To answer, move the appropriate actions from the list of actions to the answer area and arrange them in the correct order.

Actions

Post the purchase return order

Set the purchase return order's item line Quantity to 50 pieces

Set the Document Type filter to Posted Invoices and select the correct line

Run the Copy Document... function

Run the Get Posted Doc... to Reverse... function

Enable the Return Original Quantity option

Enable the Show Reversible Lines Only option

Answer Area

>

<

⬆

⬇

- A. Mastered
- B. Not Mastered

Answer: A

Explanation:
Reference:
<https://docs.microsoft.com/en-gb/dynamics365/business-central/purchasing-how-process-purchase-returns-cance>

NEW QUESTION 16

- (Exam Topic 3)
You are implementing Dynamics 365 Business Central Online. Users must be added to Business Central for the first time. You need to add the users. Which action should you use?

- A. Get New Users from Office 365
- B. Create a new entry on the User Setup page
- C. Update Users from Office 365
- D. Import User Groups

Answer: A

Explanation:
Reference:
<https://dankinsella.blog/add-user-in-business-central-cloud/>

NEW QUESTION 20

- (Exam Topic 3)
A bank is implementing Dynamics 365 Business Central. Each bank account must be configured to a unique G/L Account. You need to set up the first bank account. How should you configure the system? To answer, select the appropriate options in the answer area. NOTE: Each correct selection is worth one point.

Control

Bank Account Nos.

G/L Account for the bank account

Assignment

Bank Account Posting groups

General Ledger Setup

Cash Flow Setup

Source Code Setup

General Business Posting group

Bank Account Posting group

General Posting Setup

Bank Account Currency Code

- A. Mastered
- B. Not Mastered

Answer: A

Explanation:

Reference:

<https://usedynamics.com/business-central/finance/general-ledger-setup/> <https://docs.microsoft.com/en-gb/dynamics365/business-central/bank-how-setup-bank-accounts>

NEW QUESTION 25

- (Exam Topic 3)

A company purchases items by using cash. You register a vendor payment when you post a purchase invoice for a cash vendor.

You are creating a new cash vendor.

You need to set up the vendor so that payments post automatically when you post a purchase invoice. Which type of setup should you use?

- A. Payment Method as Cash
- B. Payment Term as COD
- C. Payment Method as Cash with balancing account
- D. Prepayment

Answer: C

Explanation:

Reference:

<https://docs.microsoft.com/en-gb/dynamics365/business-central/finance-how-to-settle-purchase-invoicespromptl>

NEW QUESTION 29

- (Exam Topic 3)





You are implementing Dynamics 365 Business Central for a company.

The company must perform inventory valuation according to the following business rules:

- Use the first in, first out (FIFO) costing method for all items.
- Include received items that are not yet invoiced on balance sheets.
- Lock inventory value by closing the month.

You need to recommend a process for the company's accounting department to use.

Which three actions should you recommend be performed in sequence? To answer, move the appropriate actions from the list of actions to the answer area and arrange them in the correct order.

Actions	Answer Area
Perform the Post Inventory Cost to G/L batch job	
Close the inventory period	
Include Expected Cost on the Inventory Valuation report	
Perform the Adjust Cost - Item entries batch job	
Update Standard Cost	 

- A. Mastered
- B. Not Mastered

Answer: A

Explanation:

Reference:

<https://docs.microsoft.com/en-gb/dynamics365/business-central/finance-how-to-work-with-inventory-periods>

NEW QUESTION 34

- (Exam Topic 3)

Monetary amounts for local currency must always display three decimal places.

In General Ledger Setup, you need to configure the appropriate setup field with the appropriate value. What should you do?

- A. Set the value of Amount Decimal Places to 3:3
- B. Set the value of Unit-Amount Decimal Places to 3:3
- C. Set the value of In
- D. Rounding Precision to 0.001
- E. Set the value of Unit-Amount Rounding Precision to 0.001
- F. Set the value of Amount Rounding Precision to 0.001

Answer: A

Explanation:

The two threes in 3:3 mean a minimum of three decimal places and a maximum of 3 decimal places. In other words, it will always display three decimal places.

NEW QUESTION 39

- (Exam Topic 3)

You are setting up approval workflows in Dynamics 365 Business Central. You need to configure approval limits.

Which approver limit types should you use? To answer, drag the appropriate approver limit types to the correct requirements. Each approver limit type may be used once, or not at all. You may need to drag the split bar between panes or scroll to view content.

NOTE: Each correct selection is worth one point.

Approver limit types

Direct approver

Specific approver

First Qualified approver

Approver Chain

Answer Area

Requirement	Approver limit type
Route approval requests to the approver defined in Approval User Setup, regardless of the amount.	Approver limit type
Route approval requests to the approver defined in the Workflow Response, regardless of the amount.	Approver limit type
Route approval requests to a user who can approve requests for the required amount.	Approver limit type

- A. Mastered
- B. Not Mastered

Answer: A

Explanation:

Reference:

<https://ebs.com.au/blog/how-approver-limit-type-works-for-purchase-order-workflows-in-microsoft-dynamics-3>

NEW QUESTION 41

- (Exam Topic 3)

You are configuring Dynamics 365 Business Central for a company. You need to create items.

Which item types should you use? To answer, drag the appropriate item types to the correct scenarios. Each item type may be used once, more than once, or not at all. You may need to drag the split bar between panes or scroll to view content.

NOTE: Each correct selection is worth one point.

Item types

All

Inventory

Non-Inventory

Service

Answer Area

Scenario	Item type
The item may be transferred between locations.	Item type
The item can be used in assembly consumption, but the quantity is not tracked.	Item type
Item will be used in sales transactions.	Item type

- A. Mastered
- B. Not Mastered

Answer: A

Explanation:

Reference:

<https://docs.microsoft.com/en-gb/dynamics365/business-central/inventory-about-item-types>

NEW QUESTION 43

- (Exam Topic 3)

You configure a cloud-based printer in Dynamics 365 Business Central.

Purchase orders printed by users must automatically print to the cloud-based printer. You need to create a setup record for the user, report, and printer combination.

On which page should you create the setup record?

- A. Printer Selections
- B. Printer Management
- C. Report Layout Selection
- D. Report Selection – Purchase
- E. Document Sending Profiles

Answer: A

Explanation:

Reference:

<https://docs.microsoft.com/en-gb/dynamics365/business-central/ui-specify-printer-selection-reports>

NEW QUESTION 46

- (Exam Topic 3)

Note: This question is part of a series of questions that present the same scenario. Each question in the series contains a unique solution that might meet the stated goals. Some question sets might have more than one correct solution, while others might not have a correct solution.

After you answer a question in this section, you will NOT be able to return to it. As a result, these questions will not appear in the review screen.

You are implementing Dynamics 365 Business Central for a company. The company provides subscription services to their customers. The subscription invoices are almost identical each month.

The company wants to set up recurring sales lines for subscription invoices. You need to create systems for creating subscription invoices.

Solution: Create a sales quote for each customer. Add the sales lines to the quote. Then, use the Copy Document feature to create a new invoice.

Does the solution meet the goal?

A. Yes

B. No

Answer: B

Explanation:

Reference:

<https://docs.microsoft.com/en-gb/dynamics365/business-central/sales-how-work-standard-lines>

NEW QUESTION 50

.....

Thank You for Trying Our Product

We offer two products:

1st - We have Practice Tests Software with Actual Exam Questions

2nd - Questions and Answers in PDF Format

MB-800 Practice Exam Features:

- * MB-800 Questions and Answers Updated Frequently
- * MB-800 Practice Questions Verified by Expert Senior Certified Staff
- * MB-800 Most Realistic Questions that Guarantee you a Pass on Your FirstTry
- * MB-800 Practice Test Questions in Multiple Choice Formats and Updatesfor 1 Year

100% Actual & Verified — Instant Download, Please Click
[Order The MB-800 Practice Test Here](#)