

HP

Exam Questions HPE6-A72

Aruba Certified Switching Associate Exam



NEW QUESTION 1

Refer to the exhibit.

```
Access-1(config-if)# show run int 1/1/1
interface 1/1/1
  no shutdown
  no routing
  vlan trunk native 1
  vlan trunk allowed all
  exit
Access-1(config-if)# vlan 100
Access-1(config-vlan-100)# exit
Access-1(config)#
```

What commands will successfully enable the SVI for vlan 100 on interface 1/1/1 to produce the results displayed in the command show ip interface brief in the exhibit below?

```
Access-1(config)# show ip interface brief
```

Interface	IP Address	Interface Status link/admin
1/1/2	No Address	down/down
1/1/3	No Address	down/down
1/1/4	No Address	down/down
1/1/5	No Address	down/down
Vlan100	10.1.1.1/24	up/up

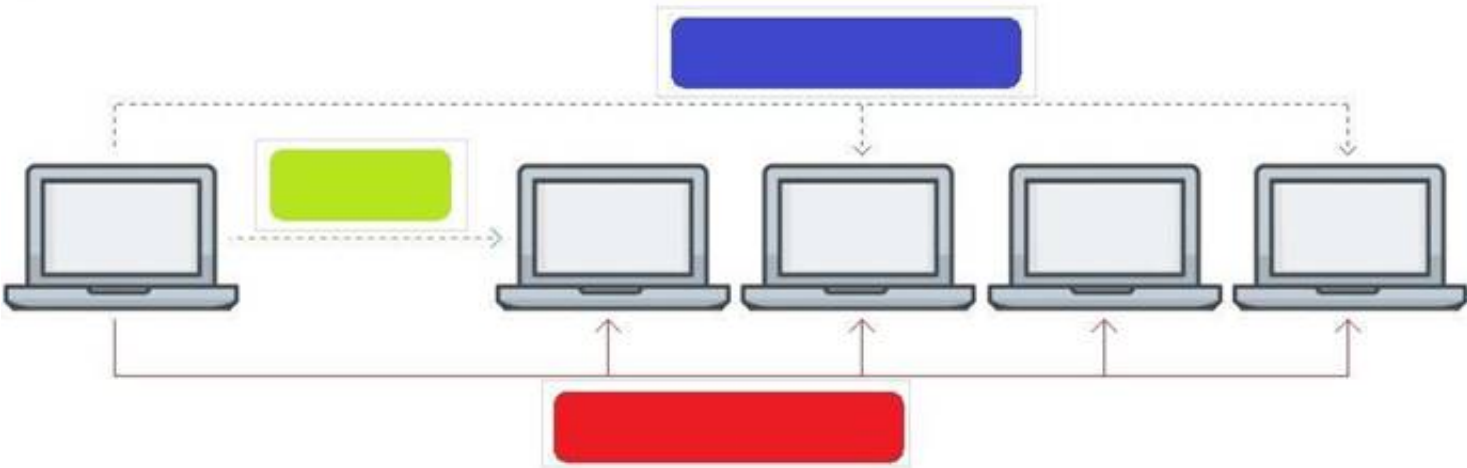
- A. Access-1(config)# interface 1/1/1 Access-1(config-if)# routingAccess-1(config-if)# interface vlan 100Access-1(config-if-vlan)# ip address 10.1.1.1/24
- B. Access-1(config)# interface 1/1/1Access-1(config-if)# vlan trunk permit vlan 100 Access-1(config-if)# interface vlan 100Access-1(config-if-vlan)# ip address static 10.1.1.1/24
- C. Access-1(config)# interface vlan 100Access-1(config-if-vlan)# ip address 10.1.1.1/24
- D. Access-1(config-if)# vlan 100Access-1(config-vlan)# ip address 10.1.1.1/24

Answer: C

NEW QUESTION 2

Click on the colored box that corresponds with the line that best represents Multicast traffic flow.

Answer Area



- A. Mastered
- B. Not Mastered

Answer: A

Explanation:

Diagram Description automatically generated
Blue Box

NEW QUESTION 3

Match each network protocol to the correct default listening port and transport protocol. Not all answers will be used.

Default Port and Transport protocol		Network protocol
TCP 20, TCP 21	<input type="text"/>	<input type="text" value="DNS"/>
TCP 23	<input type="text"/>	<input type="text" value="FTP"/>
TCP 53	<input type="text"/>	<input type="text" value="HTTPS"/>
TCP 443	<input type="text"/>	<input type="text" value="Telnet"/>
UDP 20, UDP 21	<input type="text"/>	<input type="text" value="DHCP"/>
UDP 23	<input type="text"/>	
UDP 53	<input type="text"/>	
UDP 67	<input type="text"/>	

- A. Mastered
- B. Not Mastered

Answer: A

Explanation:

Default Port and Transport protocol		Network protocol
TCP 20, TCP 21	<input type="text" value="FTP"/>	<input type="text" value="DNS"/>
TCP 23	<input type="text" value="Telnet"/>	<input type="text" value="FTP"/>
TCP 53	<input type="text"/>	<input type="text" value="HTTPS"/>
TCP 443	<input type="text" value="HTTPS"/>	<input type="text" value="Telnet"/>
UDP 20, UDP 21	<input type="text"/>	<input type="text" value="DHCP"/>
UDP 23	<input type="text"/>	
UDP 53	<input type="text" value="DNS"/>	
UDP 67	<input type="text" value="DHCP"/>	

NEW QUESTION 4

The customer has 778 developers testing computer games on the network. Which two actions resolve Broadcast storms? (Choose two.)

- A. Manually disable the redundant link to immediately resolve the impacted portion of the network.
- B. Utilize Spanning Tree to dynamically disable all redundant links in a segment.
- C. Setting switch ports to half-duplex will resolve Broadcast storms using Carrier Sense Multiple-Access Collision Detection (CSMA/CD).
- D. Enable single Area Open Shortest Path First (OSPF) on all Layer 2 switches, but do not enable routing.
- E. Utilize Spanning Tree to dynamically block Designated ports in addition to Alternate ports.

Answer: AB

NEW QUESTION 5

What is the login and password combination is used when first configuring an Aruba OS-CX switch from factory defaults?

- A. Login admin and password field empty.
- B. Login admin and password forgetme!
- C. Login admin and password password.

Answer: B

NEW QUESTION 6

Match the switching term to the correct definition.

Term		Definition
Broadcast Domain		defines the group of devices that are on the same network segment that are capable of receiving and responding to frames destined to FF:FF:FF:FF:FF:FF
Collision Domain		
CSMA/CD		the FIB used by switches matching known-source mac-addresses to the layer one port they are learned on
Forwarding Table		
		the mechanism used by Compute NICs and Switchports operating in half-duplex to detect and recover from frame collisions
		the segment of a network connected by a shared medium, such as a hub, that is affected when two or more frames are sent at the same time

- A. Mastered
- B. Not Mastered

Answer: A

Explanation:

Term		Definition
Broadcast Domain	Broadcast Domain	defines the group of devices that are on the same network segment that are capable of receiving and responding to frames destined to FF:FF:FF:FF:FF:FF
Collision Domain		
CSMA/CD	Forwarding Table	the FIB used by switches matching known-source mac-addresses to the layer one port they are learned on
Forwarding Table		
	CSMA/CD	the mechanism used by Compute NICs and Switchports operating in half-duplex to detect and recover from frame collisions
	Collision Domain	the segment of a network connected by a shared medium, such as a hub, that is affected when two or more frames are sent at the same time

NEW QUESTION 7

Which two statements accurately describe the features of NetEdit? (Choose two.)

- A. NetEdit can be used to configure and validate any third-party device that supports SSH and REST access.
- B. NetEdit includes trial licensing for up to 10 nodes.
- C. NetEdit can perform configuration and compliance validation.
- D. NetEdit supports viewing and editing multiple devices using a single deployment plan.
- E. NetEdit can run on a mobile device using Android or Apple IOS.

Answer: CD

NEW QUESTION 8

Which two options are correct regarding the IEEE 802.11ax standard? (Choose two.)

- A. allows transmissions of up to 4.8Gbps
- B. is an emerging satellite connection standard to allow wireless access anywhere in the world
- C. operates only in the 5GHz similar to 802.11ac
- D. operates in both the 2.4GHz and 5GHz radios bands
- E. is the first WLAN standard to no longer use electromagnetic signals to transmit data

Answer: AD

NEW QUESTION 9

You need to remote into an AOS-CX switch using SSH in order to update the management IP address for future connections. Unfortunately, you mis-configured

the IP address and are now locked out of the switch.
What command could you have issued before making changes that would have recovered the original switch configuration after ten minutes?

- A. checkpoint rollback 10
- B. checkpoint auto 10
- C. checkpoint auto confirm 10
- D. boot system secondary 10

Answer: B

NEW QUESTION 10

What are two OSPF attributes within the hello messages that must match to successfully establish neighbor relationships? (Choose two.)

- A. Router ID
- B. Priority
- C. Hello and Dead intervals
- D. Area ID
- E. Process ID

Answer: CD

NEW QUESTION 10

Refer to the exhibit.

Port	Type	Product Number	Serial Number	Part Number
1/1/1	SFP+DAC1	J9281D	CN95KBZ00X	8121-1300
1/1/2	SFP+DAC1	J9281D	CN95KBZ086	8121-1300
1/1/5	SFP-BT	J8177D	CN96KK232S	1990-4640
1/1/7	SFP-BT	J8177D	CN96KK20R2	1990-4640
1/1/8	SFP-BT	J8177D	CN96KK232F	1990-4640
1/1/25	SFP28DAC3	JL488A	CN97KBG0BJ	8121-1743
1/1/26	SFP28DAC3	JL488A	CN97KBG057	8121-1743
1/1/45	SFP28DAC3	JL488A	CN97KBG0CW	8121-1743
1/1/46	SFP28DAC3	JL488A	CN97KBG0CX	8121-1743
1/1/47	SFP28DAC3	JL488A	CN97KBG0D6	8121-1743
1/1/48	SFP28DAC3	JL488A	CN97KBG038	8121-1743
Core - 1#				

What command (output shown above) gives the optics serial number and part number information?

- A. show interface physical
- B. show interface transceiver
- C. show inventory
- D. show interface optics

Answer: B

NEW QUESTION 12

Refer to the exhibit.

```
watchlog/3      0      0      0
dbus-daemon     0      0      15
intfd           0      0      11
ext4-rsv-conver 0      0      0
scsi_eh_6       0      0      0
cpuhp/3         0      0      0
kworker/4:0     0      0      0
scsi_tmf_4      0      0      0
kworker/5:1H    0      0      0
smartd          0      0      3
fault-handlerd  0      0      10
btd             0      0      12
portd           0      0      12
migration/4     0      0      0
scsi_tmf_1      0      0      0
kworker/2:0H    0      0      0
kauditd         0      0      0
rmond           0      0      9
certmgr         0      0      13
icmp6_unreachab 0      0      0
Core-1#
```

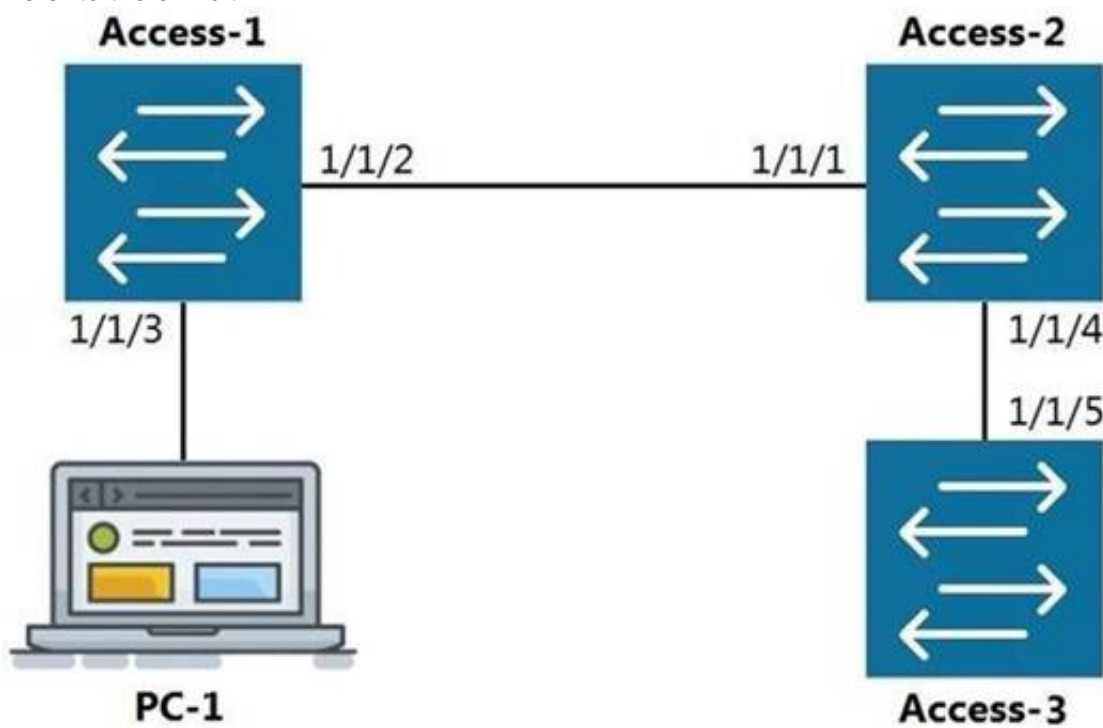
The above output is the result of issuing the command show system resource-utilization. What command should be used to enable terminal output line by line or page by page?

- A. The command page
- B. The command terminal length 30
- C. The command more
- D. The command less

Answer: A

NEW QUESTION 16

Refer to the exhibit.



The command show LLDP neighbor-info gets typed into Access-1. All switches are Aruba OS-CX switches. What is the output of this command?

A.	LOCAL-PORT	CHASSIS-ID	PORT-ID	PORT-DESC	TTL	SYS-NAME
	1/1/1	90:20:c2:bc:ed:00	1/1/2	1/1/2	120	Access-2
	1/1/5	90:20:c2:bc:ef:00	1/1/2	1/1/2	120	Access-3
B.	LOCAL-PORT	CHASSIS-ID	PORT-ID	PORT-DESC	TTL	SYS-NAME
	1/1/1	90:20:c2:bc:ed:00	1/1/2	1/1/2	120	Access-2
C.	LOCAL-PORT	CHASSIS-ID	PORT-ID	PORT-DESC	TTL	SYS-NAME
	1/1/2	90:20:c2:bc:ed:00	1/1/1	1/1/1	120	Access-2
	1/1/2	90:20:c2:bc:ef:00	1/1/5	1/1/5	120	Access-3
D.	LOCAL-PORT	CHASSIS-ID	PORT-ID	PORT-DESC	TTL	SYS-NAME
	1/1/2	90:20:c2:bc:ed:00	1/1/1	1/1/1	120	Access-2

- A. Option A
- B. Option B
- C. Option C
- D. Option D

Answer: D

NEW QUESTION 20

Which switch supports a maximum of 8 line-cards, 3 fabric modules, and 2 management cards?

- A. Aruba 8400
- B. Aruba 8408
- C. Aruba 6410
- D. Aruba 5412r

Answer: A

NEW QUESTION 23

With what other technology does Half Duplex communication closely match?

- A. a pair of fiber optic strands allowing transmit on one and receive on the other at the same time
- B. a mobile phone call
- C. point-to-point connections between two switches allowing concurrent transmit and receive
- D. CB radio using push-to-talk

Answer: D

NEW QUESTION 25

What are the commands to disable SSH and HTTPS services from the default VRF?

- A. Core-1(config)# no ssh server Core-1(config)# no https-server
- B. Core-1# no ssh server vrf default Core-1# no https-server vrf default
- C. Core-1(config)# no ssh server enable Core-1(config)# no https-server enable
- D. Core-1(config)# no ssh server vrf default Core-1(config)# no https-server vrf default

Answer: D

NEW QUESTION 26

Your customer has 349 users in a two-story building. What are two benefits of a 2-Tier design? (Choose two.)

- A. Layer 2 and Layer 3 protocols run close to the endpoints to better implement ACL and QoS policy at the edge.
- B. Improved performance by offloading processing from the Access layer to the Core.
- C. Use of layer 2 switches at the access layer can process and route traffic from attached APs.
- D. Support for WAN/MPLS, Internet, and Data Center directly on the Collapsed core.
- E. Provides a more cost effective solution given that no additional switches are required for a third tier.

Answer: AE

NEW QUESTION 29

What is a benefit of choosing a 3-Tier design with routing at the Aggregation layer?

- A. Better Core router performance by offloading processing
- B. Shifting endpoint access to the Aggregation layer from the Access layer
- C. Using access control lists (ACLs) at the Core to improve performance
- D. Connecting WAN/MPLS and Data center access to the Aggregation layer

Answer: A

NEW QUESTION 31

Match each description to the correct management tool for Aruba AOS-CX.

Management Tools	Answer Area	
NetEdit	Management Tool	Description
Aruba CX Mobile App		can run as an OVA
		requires AOS-CX switches to support HTTPS, SSH, and REST access
		connects to switches via Bluetooth or Wi-Fi
		includes a feature for stacking automation
		supports SNMPv2c to discover third-party devices

- A. Mastered
- B. Not Mastered

Answer: A

Explanation:

Management Tools	Answer Area	
NetEdit	Management Tool	Description
Aruba CX Mobile App	NetEdit	can run as an OVA
	NetEdit	requires AOS-CX switches to support HTTPS, SSH, and REST access
	Aruba CX Mobile App	connects to switches via Bluetooth or Wi-Fi
	Aruba CX Mobile App	includes a feature for stacking automation
	NetEdit	supports SNMPv2c to discover third-party devices

NEW QUESTION 36

What command displays information regarding the secondary image installed on an AOS-CX switch?

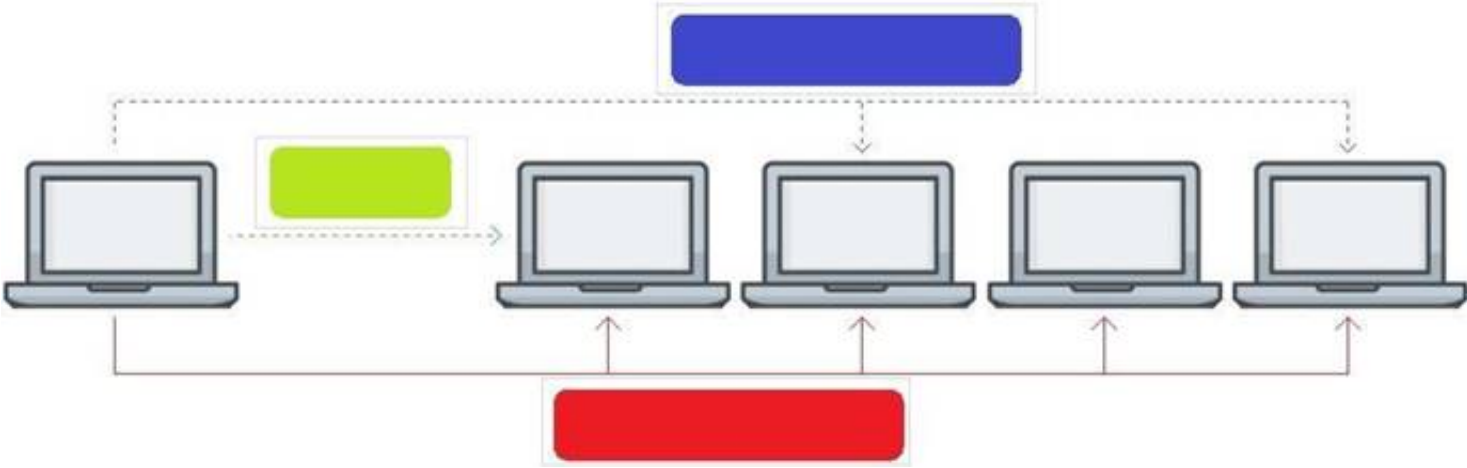
- A. show secondary
- B. show version detail
- C. show version
- D. show images

Answer: D

NEW QUESTION 41

Click on the colored box that corresponds with the line that best represents Broadcast traffic flow.

Answer Area

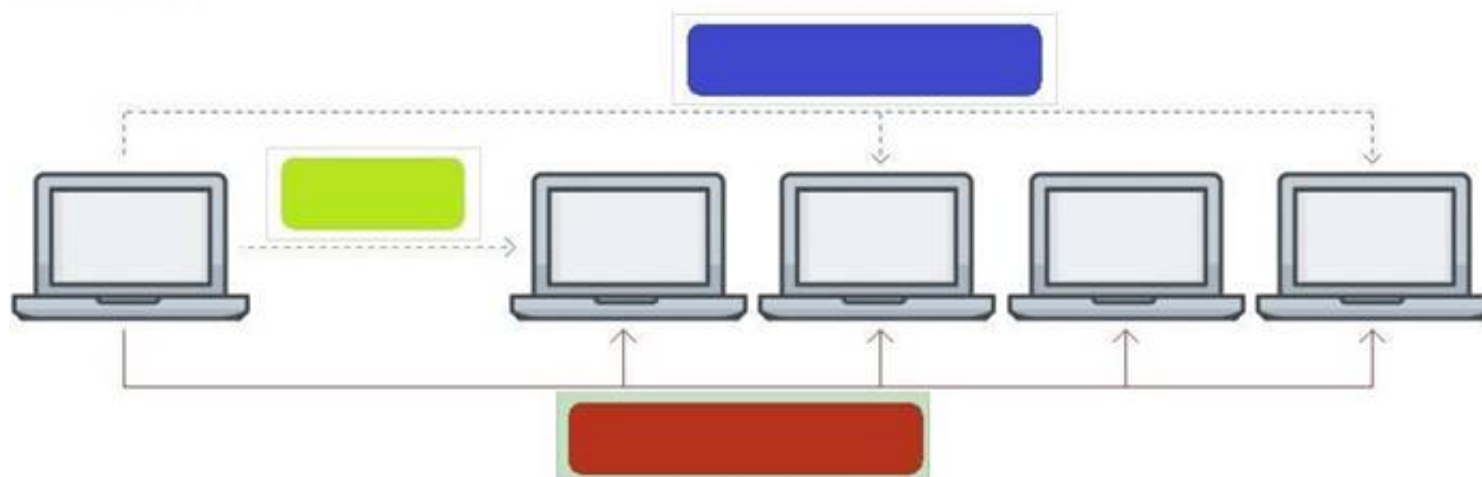


- A. Mastered
- B. Not Mastered

Answer: A

Explanation:

Answer Area



NEW QUESTION 44

The following command is issued: Switch# checkpoint rollback start What is the result?

- A. The command will fail because rollback commands must be issued from global-config mode.
- B. The switch will revert the running-configuration to the checkpoint called 'start1' without a reboot.
- C. The command will fail because it is incomplete.
- D. The switch will use the checkpoint 'rollback1' as the starting configuration on next reboot.

Answer: B

NEW QUESTION 45

What are two mechanisms supported on AOS-CX 6300 switches used in Multi-active Detection to determine the status of the Primary member? (Choose two.)

- A. Management interface split detection
- B. Peer switch-based detection
- C. Loopback keepalives
- D. ARP-based
- E. BFD

Answer: AD

NEW QUESTION 50

Aruba Access Points tunnel traffic in a campus to the Mobility Controller using which protocol?

- A. Control and Provisioning of Wireless Access Points (CAPWAP)
- B. Generic Routing Encapsulation (GRE)
- C. Lightweight Access Point Protocol (LWAPP)
- D. Process Application Programming Interface (PAPI)

Answer: B

NEW QUESTION 51

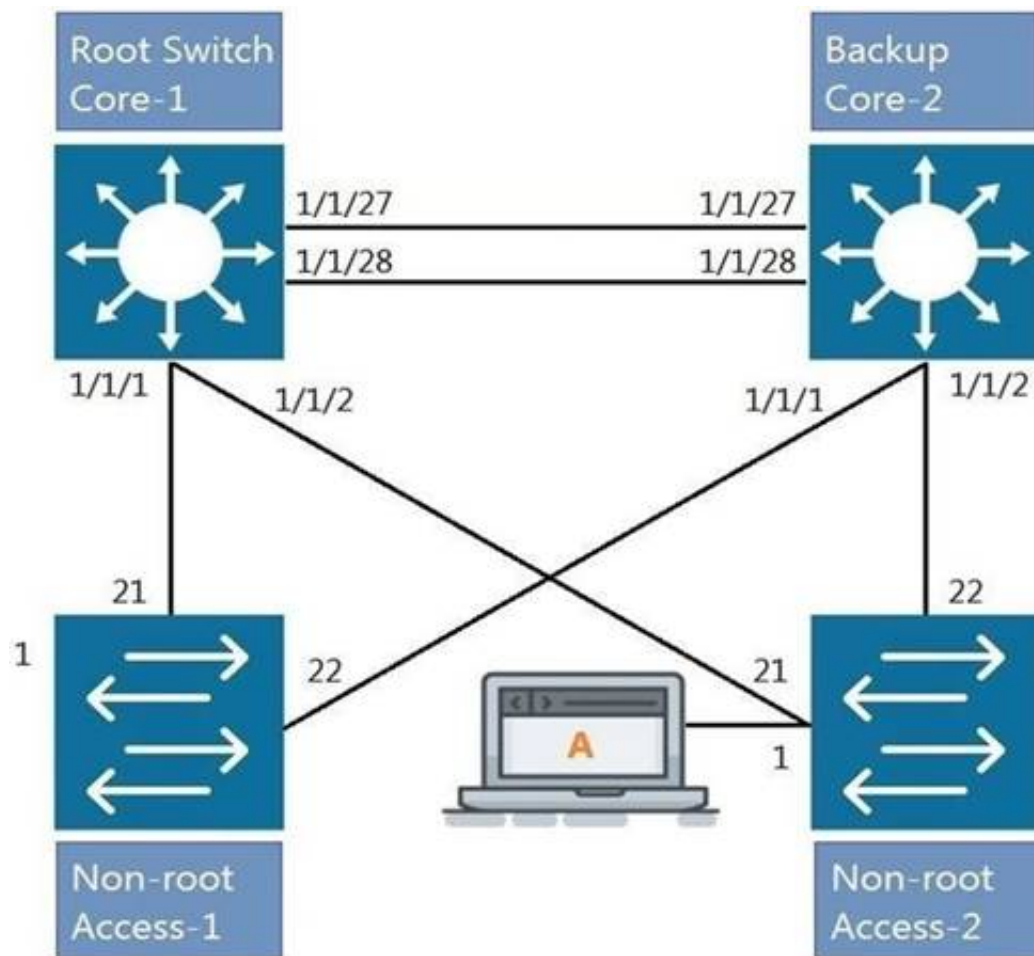
Which statement is correct regarding powering an Aruba Access Point?

- A. PoE or PoE+ is only used with Ethernet that is carried over multi-mode fiber cabling.
- B. Using switchports for this reason is unnecessary, because Aruba Access Points typically use an AC to DC power adapter to draw power.
- C. PoE or PoE+ enabled switchports are rarely used given concerns about causing electrical interference, with the data also carried over Ethernet cabling.
- D. Most administrators use PoE or PoE+ enabled switchports to provide both Ethernet connectivity and power to the AP.

Answer: D

NEW QUESTION 53

Refer to the exhibit.



All four switches in the diagram have been configured with the region name "Aruba1".
 What two other MSTP configurations must match for switches within the same MST region? (Choose two.)

- A. MST region type
- B. MST Bridge ID
- C. MST version number
- D. MST revision number
- E. MST VLAN to instance mapping

Answer: DE

NEW QUESTION 58

Which network category applies to a SOHO internal network?

- A. SD-WAN
- B. LAN
- C. WAN
- D. Internet

Answer: D

NEW QUESTION 61

ServiceOS login: admin SVOS> password
 Enter password: ***** Confirm password: *****

The login password to access an Aruba AOS-CX was lost. After connecting to the switch console port, a reboot is performed and the Service OS console is accessed as shown above.

What is the default password that is required for the admin account while under the Service OS console?

- A. No password is set for this account.
- B. "password"
- C. "forgetme!"
- D. The same login password that has lost originally.

Answer: C

NEW QUESTION 66

What command will save your configuration on an Aruba AOS-CX switch so that your changes automatically load on next reboot?

- A. copy running-config checkpoint startup-config
- B. copy startup-config running-config
- C. copy running-config initial-checkpoint
- D. copy running-config default

Answer: A

NEW QUESTION 69

What is Deep Packet Inspection?

- A. a machine learning method of packet inspection for the purpose of choosing which dynamic routing protocol to automatically assign
- B. a concept that applies to firewalls, when examining packets only up through Layer 4
- C. a function of Policy Based Routing that examines the entire IPv4 header to forward traffic based on factors other than destination address

D. a firewall process of examining the packet header all the way to Layer 7 in order to determine if the packet should be permitted or denied

Answer: D

NEW QUESTION 74

You have completed a successful VSF stack between two switches.

Without manually assigning a backup switch, what is the expected output when issuing a show vsf command?

A. T1-6300-A# show vsf
<omitted>
Mbr Mac Address type Status ID

1 88:3a:30:a3:e5:40 JL660A Commander
2 88:3a:30:a6:d9:80 JL660A Secondary

B. T1-6300-A# show vsf
<omitted>
Mbr Mac Address type Status ID

1 88:3a:30:a3:e5:40 JL660A Primary
2 88:3a:30:a6:d9:80 JL660A Secondary

C. T1-6300-A# show vsf
<omitted>
Mbr Mac Address type Status ID

1 88:3a:30:a3:e5:40 JL660A Master
2 88:3a:30:a6:d9:80 JL660A Member

D. T1-6300-A# show vsf
<omitted>
Mbr Mac Address type Status ID

1 88:3a:30:a3:e5:40 JL660A Master
2 88:3a:30:a6:d9:80 JL660A Standby

- A. Option A
- B. Option B
- C. Option C
- D. Option D

Answer: D

NEW QUESTION 76

.....

Thank You for Trying Our Product

We offer two products:

1st - We have Practice Tests Software with Actual Exam Questions

2nd - Questions and Answers in PDF Format

HPE6-A72 Practice Exam Features:

- * HPE6-A72 Questions and Answers Updated Frequently
- * HPE6-A72 Practice Questions Verified by Expert Senior Certified Staff
- * HPE6-A72 Most Realistic Questions that Guarantee you a Pass on Your FirstTry
- * HPE6-A72 Practice Test Questions in Multiple Choice Formats and Updatesfor 1 Year

100% Actual & Verified — Instant Download, Please Click
[Order The HPE6-A72 Practice Test Here](#)