

Microsoft

Exam Questions PL-600

Microsoft Power Platform Solution Architect



NEW QUESTION 1

DRAG DROP

You are designing a business strategy for a client who has a Power Platform solution. The client works with critical data where any data loss creates a high risk. You need to document the failover process for the stakeholders.

Which four actions should you perform in sequence? To answer, move the appropriate actions from the list of actions to the answer area and arrange them in the correct order.

Select and Place:

Actions		Answer Area
If the second call is successful, the application continues normally.		
The application makes a service call to the datacenter.		
The application receives an exception after attempting the service call.	⬅	⬆
The application automatically tries the call again.	➡	⬇
The application redirects calls to an on-premises server.		

- A. Mastered
- B. Not Mastered

Answer: A

Explanation:

Actions		Answer Area
If the second call is successful, the application continues normally.		The application makes a service call to the datacenter.
The application makes a service call to the datacenter.		The application receives an exception after attempting the service call.
The application receives an exception after attempting the service call.	⬅	The application redirects calls to an on-premises server.
The application automatically tries the call again.	➡	If the second call is successful, the application continues normally.
The application redirects calls to an on-premises server.		

NEW QUESTION 2

A large company experiences high staff turnover rates. As a result, the company must add or remove multiple system user accounts daily. You need to recommend a security concept which will facilitate complex security profiles to entities for large groups of users across the Power Apps and Dynamics 365 applications. What should you recommend?

- A. Hierarchy security
- B. Field-level security
- C. User access management
- D. Team privileges

Answer: D

Explanation:

User and team management is the area of Microsoft Dataverse where you can create and maintain user accounts and profiles. A user is any person who works for a business unit who uses Dataverse. Each user has a user account.

A team is a group of users. Teams let users across an organization collaborate and share information.

Note: Why use Dataverse?

- Easy to secure – Data is securely stored so that users can see it only if you grant them access. Role-based security allows you to control access to tables for different users within your organization. Data from your Dynamics 365 applications is also stored within Dataverse, allowing you to quickly build apps that use your

Dynamics 365 data and extend your apps with Power Apps.

Reference:

<https://docs.microsoft.com/en-us/powerapps/developer/data-platform/user-team-entities>

<https://docs.microsoft.com/en-us/powerapps/maker/data-platform/data-platform-intro>

NEW QUESTION 3

A client uses Dynamics 365 Sales, Power BI datasets, and Power BI dataflows.

The Dynamics 365 Sales implementation has security roles that restrict data export. You need to ensure that data has the same restrictions in Power BI as it does in Dynamics 365 Sales. You need to design the security to avoid sensitive data from being seen.

Which two actions should you recommend? Each correct answer presents part of the solution.

NOTE: Each correct selection is worth one point.

- A. Use Microsoft Dataverse restrictions before setting up the Power BI reports.
- B. Limit the role in Dynamics 365 Sales to only data allowed so it cannot be exported to Microsoft Excel.
- C. Limit the role and ensure that exporting to Microsoft Excel is not allowed in both Dynamics 365 Sales and Power BI.
- D. Share Power BI dashboards only with users who are supported to see this data.

Answer: AB

Explanation:

A: When you share a dashboard or report, the people you share it with can view it and interact with it, but can't edit it. They see the same data that you see in the dashboard and reports and get access to the entire underlying dataset unless row-level security (RLS) is applied to the underlying dataset.

B: Depending on the sensitivity of an organization's data, it is often necessary to disable the ability to export or print reports. Reference:

<https://docs.microsoft.com/en-us/power-bi/collaborate-share/service-share-dashboards>

NEW QUESTION 4

You are a Power Platform consultant for an internet support company.

The company lacks a budget to buy third-party ISVs or add-ons. The company requires a new system that achieves the following:

All support issues must come in by email, need to be logged, and assigned to the support group.

Accounts must synchronize with the parent company Oracle database.

Reports must be sent to the executives on a weekly basis.

No custom code will be used in the system.

You need to recommend the components that should be configured.

Which two components should you recommend? Each correct answer presents part of the solution.

NOTE: Each correct selection is worth one point.

- A. Power Virtual Agents
- B. Microsoft Dataverse
- C. server-side synchronization
- D. Microsoft Customer Voice

Answer: BD

Explanation:

The Dynamics 365 Customer Voice data is stored in Microsoft Dataverse.

Dynamics 365 Customer Voice is an enterprise feedback management application you can use to easily keep track of the customer metrics that matter the most to your business. ... It provides a personalized experience, enabling you to collect customer feedback and get relevant insights quickly and easily, all in a few clicks.

Incorrect Answers:

A: Power Virtual Agents lets you create powerful chatbots that can answer questions posed by your customers, other employees, or visitors to your website or service.

Reference: <https://docs.microsoft.com/en-us/dynamics365/customer-voice/about> <https://docs.microsoft.com/en-us/dynamics365/customer-voice/data-flow>

NEW QUESTION 5

A company has a website that contains a form named Contact Us. Data from completed forms is saved to a shared document. An office administrator periodically reviews the document. The office administrator sends new submissions to another employee who creates contacts or updates existing contacts.

You need to recommend a solution to automate the process. What should you recommend?

- A. Excel Online Connector
- B. Dynamics 365 Customer Insights
- C. Dynamics 365 Customer Service
- D. Dynamics 365 Marketing

Answer: B

Explanation:

Microsoft designed Customer Insights to allow organizations to map, match, merge, and enrich customer-based data from different sources. A classic scenario would be to merge data from customer service software, like Freshdesk, and online sales, such as Shopware, into one source for reporting and further data analysis.

Reference: <https://msdynamicsworld.com/story/microsoft-dynamics-365-customer-insights-overview>

NEW QUESTION 6

HOTSPOT

■ You need to design a Power Platform solution that meets the following requirements: Capture data from a row during deletion to be used in an automated process.

Use AI to process forms and automate data entry from paper-based forms.

Which requirements can be met by using out-of-the box Power Platform components?

Instructions: For each of the following statements, select Yes if the statement is true. Otherwise, select No.

NOTE: Each correct selection is worth one point.

Hot Area:

Answer Area

Yes

No

Capture data from a row during deletion to be used in an automated process. ☐

☐

Use AI to process forms and automate data entry from paper-based forms. ☐

☐

- A. Mastered
- B. Not Mastered

Answer: A

Explanation:

Box 1: Yes

This can be done with Dataverse flows: The When a row is added, modified or deleted trigger runs a flow whenever a row of a selected table and scope changes or is created.

Box 2: Yes

AI Builder is a Microsoft Power Platform capability that provides AI models that are designed to optimize your business processes. AI Builder enables your business to use AI to automate processes and glean insights from your data in Power Apps and Power Automate.

Reference:

<https://docs.microsoft.com/en-us/power-automate/dataverse/create-update-delete-trigger>

NEW QUESTION 7

You need to recommend a reporting solution for the organization.

Which two options should you recommend? Each correct answer presents a complete solution.

NOTE: Each correct selection is worth one point.

- A. AI Builder
- B. SQL Server Reporting Services (SSRS)
- C. Dynamics 365
- D. Power BI

Answer: BC

Explanation:

The reporting and analytics team must be able to create reports that include data from all facilities and all workers.

Management reports must present an overview of the entire organization. Other reports may be limited to specific offices.

B: Power Apps apps can include reports that provide useful business information to the user. These reports are based on SQL Server Reporting Services and provide the same set of features that are available for typical SQL Server Reporting Services reports.

C: Microsoft Dynamics 365 online and Model-Driven PowerApps offers several advanced reporting options. Advanced reports are often necessary when business requirements demand complex calculations, returning multiple data sets, grouping large sets of data based on rules, and retrieving data from different data sources.

Incorrect Answers:

D: Scenario: Users cannot view Power BI reports within the Power Platform apps.

Note: Power BI enables data insights and better decision-making, while Power Apps enables everyone to build and use apps that connect to business data. Using the Power Apps visual, you can pass context-aware data to a canvas app, which updates in real time as you make changes to your report.

Reference: <https://docs.microsoft.com/en-us/powerapps/maker/model-driven-apps/add-reporting-to-app> <https://powerusers.microsoft.com/t5/Building-Power-Apps/Creating-SSRS-Report-for-Model-Driven-PowerApps/td-p/621866> <https://docs.microsoft.com/en-us/powerapps/maker/canvas-apps/powerapps-custom-visual>

NEW QUESTION 8

You need to recommend a solution for handling data entry requirements for the mobile audit teams. What are two possible ways to achieve the goal? Each correct answer presents a complete solution. NOTE: Each correct selection is worth one point.

- A. Canvas app within Power Apps Player
- B. Canvas app within a browser
- C. Dynamics 365 Field Service
- D. Dynamics 365 App for Outlook

Answer: AB

Explanation:

Audit teams must have the ability to view worker information on their mobile devices.

Audit teams must be able to record data during visits to locations where workers are placed.

When you create an app, or someone shares an app with you, you can run that app on the Power Apps mobile app or in a web browser. Reference:

<https://docs.microsoft.com/en-us/powerapps/user/run-app-browser>

NEW QUESTION 9

You need to recommend a solution for creating the initial inspection checklists.

What should you recommend?

- A. Power Apps Maker portal
- B. Dataverse for Teams
- C. Power Apps Studio
- D. Data Migration utility

Answer: B

Explanation:

Scenario: Standardized checklists must be stored in the solution for use by inspectors. A copy must be created when a new inspection is initiated.
Dataverse for Teams – built on Microsoft Dataverse – provides relational data storage, rich data types, enterprise-grade governance, and one-click solution deployment to the Microsoft Teams app store. Dataverse for teams table creation has all of the things that are great about Microsoft Lists, without the major downsides.
Reference: <https://docs.microsoft.com/en-us/powerapps/teams/create-table> Question Set 1

NEW QUESTION 10

HOTSPOT

You are designing a Power Platform solution for a company. You have the following requirements:
Users in the human resources department must be able to create tasks.
Users in the human resources department must be able to assign cases to other users.
You need to recommend security settings to the company.
What should you recommend? To answer, select the appropriate options in the answer area.
NOTE: Each correct selection is worth one point.

Answer Area

Business requirement	Solution
Users in the human resources department must be able to create tasks.	<div><div></div><div>Assign only Create rights to activities. Assign Create and Read rights to activities. Assign user-level assign rights to the human resources case table. Assign organization-level rights to the human resources case table.</div></div>
Users in the human resources department must be able to assign cases to other users.	<div><div></div><div>Assign only Create rights to activities. Assign Create and Read rights to activities. Assign user-level assign rights to the human resources case table. Assign organization-level assign rights to the human resources case table.</div></div>

- A. Mastered
- B. Not Mastered

Answer: A

Explanation:

Box 1: Assign only Create rights to activities
You require the same set of Dataverse privileges and access rights to work with custom activities as those required to work with custom entities. Task-based privileges, at the bottom of the form, give a user privileges to perform specific tasks, such as publish articles.
Box 2: Assign User-level assign rights to human resources case table.
Record-level privileges define which tasks a user with access to the record can do, such as Read, Create, Delete, Write, Assign, Share, Append, and Append To. For user and team owned records, the access level choices for most privileges are tiered Organization, Business Unit, Business Unit and Child Business Unit or only the user's own records. That means for read privilege on contact, I could set user owned, and the user would only see their own records.
Incorrect Answers:
For security purposes, records that are organization owned, the only access level choices is either the user can do the operation or can't.
Reference:
<https://docs.microsoft.com/en-us/power-platform/admin/security-roles-privileges>
<https://docs.microsoft.com/en-us/power-platform/admin/wp-security-cds>

NEW QUESTION 10

A company has a list of contacts in a Microsoft Excel file. The company wants to load the contact information into a Power Platform solution. You need to recommend a data-loading solution.
What should you recommend?

- A. Use the Excel Template feature.
- B. Add to an existing list of contacts in a static worksheet.
- C. Use the import from Excel feature.

Answer: A

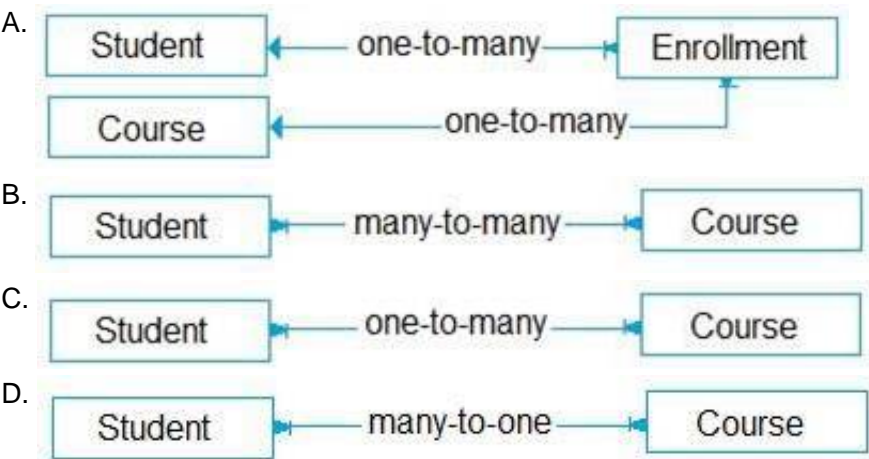
Explanation:

Import data that's stored somewhere else into your model-driven app using the import feature in Power Apps.
Every table has required columns that must exist in your input file. It's recommended that you download an Excel template, add your data, and then import the file to your app. The template saves time and effort. Don't add or modify columns in the template to avoid issues during the import.
Note:
Step 1: Download an Excel template
To avoid mapping issue, it's recommended that you use an Excel template that you can download from your app. Once the template is downloaded add your data and then import the file back to your app. Remember don't add or modify columns in the template to avoid issues during the import process.
Step 2: Import your data
Use the template that you downloaded in the previous step (modified with your data) and import the file to your app.

Reference: <https://docs.microsoft.com/en-us/powerapps/user/import-data>

NEW QUESTION 12

You are designing the data model for a school. The school wants to track students' enrollments in courses. The system must meet the following requirements:
 Track the courses in which each student is enrolled. Track the students that are enrolled in each course.
 Track dates when each student enrolled in each course and the person who approved the enrollment. Allow users to create a report that details which students are enrolled in which courses.
 You need to recommend a data model that will fit the school's requirements. Which logical model should you recommend?



Answer: A

Explanation:

Need a relationship table.
 N:N (Many-to-Many): A table relationship that depends on a special Relationship table, sometimes called an Intersect table, so that many rows of one table can be related to many rows of another table. When viewing rows of either table in a N:N relationship you can see a list of any rows of the other table that are related to it.
 Reference: <https://docs.microsoft.com/en-us/powerapps/maker/data-platform/create-edit-entity-relationships>

NEW QUESTION 15

HOTSPOT
 A company plans to create a Power Apps portal to manage support cases for customers. The company has an account hierarchy for customers. The hierarchy supports accounts, cases, and contacts where both contacts and cases belong to their relevant account.
 The company has the following requirements:
 Portal users must only see the notes for the cases that they manage. Portal users must only see cases that are submitted by their colleagues.
 You need to design the security model for the portal.
 Which entity permission scope should you use? To answer, select the appropriate options in the answer area.
 NOTE: Each correct selection is worth one point.
 Hot Area:

Answer Area

Requirement	Scope
Portal users must only see the notes for the cases that they manage.	<div>▼</div> <div>Self</div> <div>Parent</div> <div>Contact</div> <div>Account</div>
Portal users must only see cases that are submitted by their colleagues.	<div>▼</div> <div>Self</div> <div>Global</div> <div>Contact</div> <div>Account</div>

- A. Mastered
- B. Not Mastered

Answer: A

Explanation:

Box 1: Contact
 With Contact scope, a signed-in user in the role for which the permission record is defined will have the rights granted by that permission only for records that are related to that user's contact record via a defined relationship.
 Box 2: Account
 With Account Scope, a signed-in user in the role for which the permission record is defined will have the rights granted by that permission only for records that are related to that user's parent account record via a defined relationship.
 This scope means that the entity list will only show the records of the selected entity that are associated to the user's parent account. For example, if an entity permission allows Read access to Lead entity with the Account scope, the user having this permission can view all the leads of only the parent account of the user.

Incorrect Answers:

Self Scope allows you to define the rights a user has to their own Contact (Identity) record. Users can use entity forms or web forms to make changes to their own Contact record linked with their profile.

Parental scope: In this most complex case, permissions are granted for an entity that is a relationship away from an entity for which an Entity Permission record has already been defined. This permission is actually a child record of the parent entity permission.

Reference: <https://docs.microsoft.com/en-us/powerapps/maker/portals/configure/assign-entity-permissions>

NEW QUESTION 19

You are designing a database table for a client.

You have the following requirements:

.. Maintain a comprehensive list of colors and their corresponding RGB values and hexadecimal values. Prevent the addition of duplicate colors based on the hexadecimal value for the color.

You need to recommend a design for the table.

Which two actions should the client perform after the table is created? Each correct answer presents part of the solution.

NOTE: Each correct selection is worth one point.

- A. Mark the hex value column as business required.
- B. Configure and schedule a recurring bulk record deletion job.
- C. Create alternate keys for the table.
- D. Mark the RGB value column as business required.

Answer: BC

Explanation:

B: Setting a column to Business Required means that the default behavior of a model-driven or canvas app will enforce this requirement in the app.

C: With alternate keys you can now define a column in a Dataverse table to correspond to a unique identifier (or unique combination of columns) used by the external data store. This alternate key can be used to uniquely identify a record in Dataverse in place of the primary key. You must be able to define which columns represent a unique identity for your records. Once you identify the columns that are unique to the table, you can declare them as alternate keys through the customization user interface (UI) or in the code.

Reference: <https://docs.microsoft.com/en-us/powerapps/maker/data-platform/create-edit-field-portal> <https://docs.microsoft.com/en-us/powerapps/developer/data-platform/define-alternate-keys-entity>

NEW QUESTION 24

HOTSPOT

A company uses Dynamics 365 Sales and Power BI.

.. Sales managers must be able to keep track of changes to their pipeline in the following ways: Notify the sales managers when an Opportunity changes sales stage.

Notify the sales managers when the pipeline drops below 2.5M USD.

When reviewing the pipeline in Power BI, a sales executive must be able to add a Playbook to an Opportunity. You need to recommend a solution that meets the company requirements.

Which combination of solutions should you recommend? To answer, select the appropriate option in the answer area.

NOTE: Each correct selection is worth one point.

Hot Area:

Answer Area

Notify the sales manager when an Opportunity changes sales stage.

Microsoft Power Automate, Microsoft Dataverse connector, and Microsoft Office 365 Outlook connector
Microsoft Power Automate, Microsoft Dataverse connector, and Microsoft Office 365 users
Microsoft Power Automate, data alerts, and Microsoft Office 365 connector

Notify the sales managers when the pipeline drops below 2.5 USD.

Microsoft Power Automate, Microsoft Dataverse connector, and Microsoft Office 365 Outlook connector
Microsoft Power Automate, Power BI data alerts, and Microsoft Office 365 connector
Microsoft Power Automate, Power BI, Power Apps, and Microsoft Dataverse connector

When reviewing the pipeline in Power BI, a sales executive must be able to add a Playbook to an Opportunity.

Power BI, Power Apps, Microsoft Dataverse connector, and Microsoft Office 365 Outlook connector
Microsoft Power Automate, Data alerts, Microsoft Dataverse connector, and Microsoft Office 365 users
Microsoft Power Automate, Data alerts, and Microsoft Office 365 connector
Microsoft Power Automate, Power BI, Power Apps, and Microsoft Dataverse connector

- A. Mastered
- B. Not Mastered

Answer: A

Explanation:

Box 1: Microsoft Power Automate, Microsoft Dataverse connector, and Microsoft 365 Outlook connector Use Microsoft Dataverse as the data source.

While Power Automate is a robust tool with ever-expanding capabilities, it also handles simple tasks with grace. A universal business need for many organizations is the ability to automate email notifications based on certain criteria: an opportunity is won, send an email to the sales manager; a case is closed, send an email to the customer; a work order is completed, send an email to the customer. Power Automate can easily accommodate this using the Microsoft 365 Outlook connector.

Box 2: Microsoft Power Automate, Power Bi data alerts, and Microsoft 365 connector

Data alerts in the Power BI service: Set alerts to notify you when data in your dashboards changes beyond limits you set.

Box 3: Microsoft Power Automate, Power BI, Power Apps, and Microsoft Dataverse connector

Reference:

<https://www.velosio.com/blog/2021/01/27/tracking-emails-the-right-way-with-power-automate/>

<https://docs.microsoft.com/en-us/power-bi/create-reports/service-set-data-alerts>

NEW QUESTION 29

HOTSPOT

You need to ensure that the solution meets the data security and compliance requirements. What should you recommend? To answer, select the appropriate options in the answer area. NOTE: Each correct selection is worth one point.

Hot Area:

Answer Area

Scenario

Relationship behavior

A worker transfers to a new client company.

	▼
Assign: Cascade All	
Assign: Cascade None	
Merge: Cascade All	
Rollup View: Cascade All	

A user deletes a worker's job placement history.

	▼
Delete: Cascade All	
Delete: Remove Link	
Delete: Restrict	

- A. Mastered
- B. Not Mastered

Answer: A

Explanation:

Box 1: Assign: Cascade None

Scenario: Worker still records must be archived after ten years and are then removed from the main system. Assign: The referenced table record owner is changed.

Cascade None: Do nothing.

Incorrect Answers:

Cascade All: Perform the action on all referencing table records associated with the referenced table record. Box 2: Delete: Restrict

Scenario: Worker information must not be deleted from the system while skill and job placement history records for the worker exist in the system.

Referential, Restrict Delete: In a referential, restrict delete relationship between two tables, you can navigate to any related rows. Actions taken on the parent row will not be applied to the child row, but the parent row cannot be deleted while the child row exists. This is useful if you do not want child rows to become orphaned. This forces the user to delete all of the children before deleting the parent.

Reference: <https://docs.microsoft.com/en-us/powerapps/maker/data-platform/data-platform-entity-lookup>

Testlet 3 Case study

This is a case study. Case studies are not timed separately. You can use as much exam time as you would like to complete each case. However, there may be additional case studies and sections on this exam. You must manage your time to ensure that you are able to complete all questions included on this exam in the time provided.

To answer the questions included in a case study, you will need to reference information that is provided in the case study. Case studies might contain exhibits and other resources that provide more information about the scenario that is described in the case study. Each question is independent of the other questions in this case study.

At the end of this case study, a review screen will appear. This screen allows you to review your answers and to make changes before you move to the next section of the exam. After you begin a new section, you cannot return to this section.

To start the case study

To display the first question in this case study, click the Next button. Use the buttons in the left pane to explore the content of the case study before you answer the questions. Clicking these buttons displays information such as business requirements, existing environment, and problem statements. If the case study has an All Information tab, note that the information displayed is identical to the information displayed on the subsequent tabs. When you are ready to answer a question, click the Question button to return to the question.

Background

Relecloud provides regional air service in North America. The company uses a variety of systems, apps, and services to manage the business. You are hired to design a new solution to manage passenger information, reservations, and maintenance.

Current environment

The company uses Microsoft Office 365.

The company has a custom app for managing and tracking passenger luggage. The app uses Microsoft Dataverse.

For flights longer than four hours, passengers receive a meal. Customers can select a meal when they make a reservation and can save the meal choices as a customer preference.

The company offers two types of meals: standard and vegetarian. Meal types can be temporarily unavailable. The airline is considering offering other meal types, such as gluten-free and low-sodium options. The company uses paper-based reservation checklists to help ensure that all the steps for a reservation are complete.

The company uses vendors to service aircraft.

Environment

Ensure that employees can sign in to all Microsoft apps by using one set of credentials per employee. Minimize the use of third-party products and custom development.

Reduce customer support call volumes by having the system automatically resolve common issues.

The security rule for agents must contain the privileges in the default Customer Service Representative security role.

Log issues as cases. The case form must show variable sections based on the case type. Include a custom entity named Seats and grant agents access to the entity. Application use layout should be role specific.

Agents

You must standardize the format used by agents to enter customer phone numbers. Agents need a solution to replace paper reservation checklists.

Agents need dashboards to show a current count of all reservations on the entity. Agents need a way to track reservation issues.

Agents need a visual indicator in the interface to determine the reservation step to provide a seamless customer experience.

Agents need different versions of cancellation policies to send customers. One version must be controllable within the system. Agents need to view which pieces of luggage match to each passenger, and then need to add the total on the passenger record.

IT

IT staff needs a mobile solution to see IT cases at the top of the menu since this is their primary focus. IT staff needs a system that is easy to navigate to active cases.

IT specialists want to design Power BI reports. They need to understand the underlying table relationships of the system. IT specialists need a solution that is visual rather than text-based so they can quickly complete their tasks.

Management

Management requires paginated reports for stakeholders.

Management wants to provide frequent flyers with better service when the flyers call.

Managers need to see all customer dashboards at the top of their menu on their mobile device.

Maintenance

Maintenance supervisors must not have access to Dynamics 365 Customer Service. The supervisors must be able to communicate with the contracts team about contracts. Aircraft maintenance vendors must have only view and upload privileges to their invoices and receipts. Contracts with maintenance companies must be stored in Dynamics 365 Customer Service.

NEW QUESTION 32

You need to recommend the field type to use for configuring meal selections during reservation.

Which field type should you recommend?

- A. Global Option Set
- B. Lookup
- C. Option Set
- D. Two Options

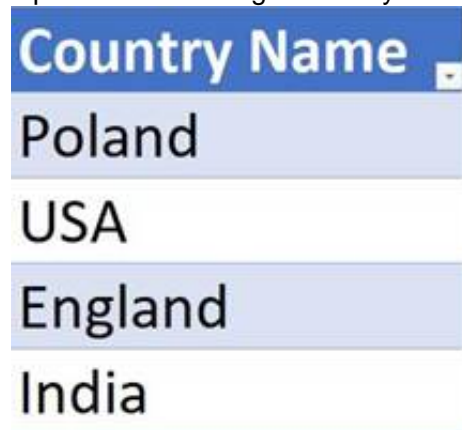
Answer: C

Explanation:

Customers can select a meal when they make a reservation and can save the meal choices as a customer preference.

The company offers two types of meals: standard and vegetarian. Meal types can be temporarily unavailable. The airline is considering offering other meal types, such as gluten-free and low-sodium options.

In PowerApps Option set is one of the field types you can use in your Entity. The information type that Option Set stores is a list of text values. And here comes the Option Set advantage – once you define its text values you can centrally managed it. Example:



Incorrect Answers:

A: Typically, you use global option sets to set fields so that different fields can share the same set of options, which are maintained in one location. Unlike local options sets which are defined only for a specific attribute, you can reuse global option sets. You will also see them used in request parameters in a manner similar to an enumeration.

Reference: <https://michalguzowski.pl/how-to-work-with-option-set-in-powerapps/>

NEW QUESTION 34

You need to recommend an authentication solution for the planned implementation of Dynamics 365. What should you include in the recommendation?

- A. Use synchronized identities.
- B. Use the Office 365 tenant for Dynamics 365 Customer Service.
- C. Create a new tenant for Dynamics 365 Customer Service.
- D. Use federated identities

Answer: A

Explanation:

Scenario: Ensure that employees can sign in to all Microsoft apps by using one set of credentials per employee.

Synchronized identity. Synchronize on-premises directory objects with Microsoft 365 and manage your users on-premises. You can also synchronize passwords so that the users have the same password on-premises and in the cloud, but they will have to sign in again to use Microsoft 365.

Incorrect Answers:

D: The benefit of federation is a single sign-on experience across Dynamics 365 Customer Engagement (on-premises) and Dynamics 365 Customer Engagement (on-premises) systems. This type of identity management is useful for large corporations that have hundreds or thousands of established users.

Reference: <https://docs.microsoft.com/en-us/power-platform/admin/manage-user-account-synchronization>

NEW QUESTION 38

HOTSPOT

You need to recommend solutions to meet the integration requirements.

What should you recommend? To answer, select the appropriate options in the answer area.

NOTE: Each correct selection is worth one point.

Hot Area:

Answer Area

Requirement	Solution
View, assign, and resolve inspection bottlenecks.	<div><div></div><div>Booking rules</div><div>Schedule board</div><div>Proficiency models</div></div>
Automatically input measurement readings from inspection gauges	<div><div></div><div>Custom connector</div><div>Azure IoT Hub connector</div><div>Azure IoT Central connector</div><div>Microsoft Dataverse connector</div></div>

- A. Mastered
- B. Not Mastered

Answer: A

Explanation:

Box 1: Schedule board

Note: The Dynamics 365 Field Service schedule board provides an overview of resource availability and bookings you can make. When you're looking at the schedule board for the current day, you'll see a blue line that indicates the current time of day. You can also see a picture of all the resources listed on the schedule board. To quickly view contact information for a resource, hover over their name to view the contact card.



Box 2: Azure IoT Central connector

Azure IoT Central makes it easy to connect, monitor, and manage your IoT devices at scale. With the IoT Central V3 connector, you can trigger workflows when a rule has fired, and take actions by executing commands, updating properties, getting telemetry from devices, and more. Use this connector with your Azure IoT Central V3 application.

This connector is available in the following products and regions:

Service	Class	Regions
Logic Apps	Standard	All Logic Apps regions ↗ except the following: <ul style="list-style-type: none">- Azure Government regions- Azure China regions
Power Automate	Premium	All Power Automate regions except the following: <ul style="list-style-type: none">- US Government (GCC)- US Government (GCC High)- China Cloud operated by 21Vianet
Power Apps	Premium	All Power Apps regions except the following: <ul style="list-style-type: none">- US Government (GCC)- US Government (GCC High)- China Cloud operated by 21Vianet

Reference:

<https://docs.microsoft.com/en-us/dynamics365/field-service/configure-schedule-board>
<https://docs.microsoft.com/en-us/azure/iot-hub/about-iot-hub>

NEW QUESTION 40

A company has a Power Platform solution that integrates with a third-party system. The client reports that unexpected updates are being made to the Accounts table. You need to determine the root cause of the issue.

In which three locations should you investigate? Each correct answer presents a complete solution.

NOTE: Each correct selection is worth one point.

- A. Audit summary view
- B. Solution history

- C. SDK Message Processing Steps
- D. Plug-in trace log
- E. System job run history

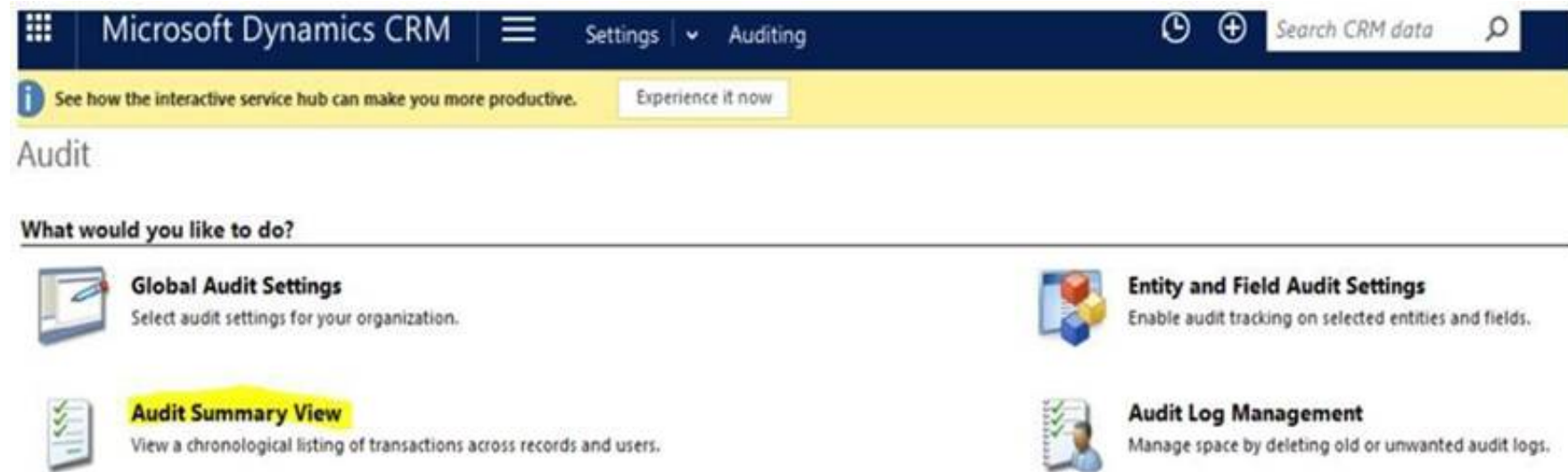
Answer: ABD

Explanation:

A: How to View Auditing Log Details?

System administrators can see activities for the entities that are enabled for audit logging. To view the audit logs:

- * 1. Go to Settings > System > Auditing.
- * 2. Choose Audit Summary View.
- * 3. Under Audit Summary View, you will see the list of audit entries



B: You can view details about solution operations from the Solutions area of Power Apps. An operation can be a solution import, export, or uninstall. The solution history displays information such as solution version, solution publisher, type of operation, operation start and end time, and operation status.

D: Trace log records are written to the PluginTraceLog Table. Writing of these records is controlled by the trace settings mentioned in Enable trace logging. This data can be found in model-driven applications by navigating to Settings and choosing the Plug-in Trace Log tile.

Reference: <https://www.sherweb.com/blog/dynamics-365/audits-dynamics-365/> <https://docs.microsoft.com/en-us/powerapps/developer/data-platform/logging-tracing>

NEW QUESTION 44

You are a Power Apps architect for a company. The IT administrator designs a Power Apps app that is ready to be tested. The company uses application lifecycle management (ALM). Each version and solution component must be tracked as it is tested.

You need to recommend a strategy to deploy solutions for the user acceptance testing environment. What should you recommend?

- A. Use Package Deployer and deploy a managed solution.
- B. Use Package Deployer and deploy an unmanaged solution.
- C. Use Solution Packager and deploy a managed solution.
- D. Use Solution Packager and deploy an unmanaged solution.

Answer: D

Explanation:

Solution Packager is a tool that can unpack a compressed solution file into multiple XML files and other files, so they can be easily managed by a source control system. Unmanaged solution: An open solution with no restrictions on what can be added, removed, or modified. This is recommended during development of a solution.

Incorrect Answers:

A, B: Package Deployer lets administrators or developers deploy comprehensive packages of relevant assets to Dataverse instances.

C: Managed solution

A completed solution ready to be imported into an organization. Once imported, components can't be added or removed, although they can optionally allow further customization. This is recommended when development of the solution is complete.

Reference: <https://docs.microsoft.com/en-us/power-platform/alm/solution-packager-tool>

NEW QUESTION 47

.....

Thank You for Trying Our Product

We offer two products:

1st - We have Practice Tests Software with Actual Exam Questions

2nd - Questions and Answers in PDF Format

PL-600 Practice Exam Features:

- * PL-600 Questions and Answers Updated Frequently
- * PL-600 Practice Questions Verified by Expert Senior Certified Staff
- * PL-600 Most Realistic Questions that Guarantee you a Pass on Your First Try
- * PL-600 Practice Test Questions in Multiple Choice Formats and Updates for 1 Year

100% Actual & Verified — Instant Download, Please Click
[Order The PL-600 Practice Test Here](#)