

Exam Questions AZ-104

Microsoft Azure Administrator

<https://www.2passeasy.com/dumps/AZ-104/>



NEW QUESTION 1

HOTSPOT - (Topic 5)

You have an Azure virtual machine named VM1 that connects to a virtual network named VNet1. VM1 has the following configurations:

? Subnet: 10.0.0.0/24

? Availability set: AVSet

? Network security group (NSG): None

? Private IP address: 10.0.0.4 (dynamic)

? Public IP address: 40.90.219.6 (dynamic)

You deploy a standard, Internet-facing load balancer named slb1. You need to configure slb1 to allow connectivity to VM1.

Which changes should you apply to VM1 as you configure slb1? To answer, select the appropriate options in the answer area.

NOTE: Each correct selection is worth one point.

Before you create a backend pool on slb1, you must:

	▼
Create and assign an NSG to VM1	
Remove the public IP address from VM1	
Change the private IP address of VM1 to static	

Before you can connect to VM1 from slb1, you must:

	▼
Create and configure an NSG	
Remove the public IP address from VM1	
Change the private IP address of VM1 to static	

Answer:

Before you create a backend pool on slb1, you must:

	▼
Create and assign an NSG to VM1	
Remove the public IP address from VM1	
Change the private IP address of VM1 to static	

Before you can connect to VM1 from slb1, you must:

	▼
Create and configure an NSG	
Remove the public IP address from VM1	
Change the private IP address of VM1 to static	

- A. Mastered
- B. Not Mastered

Answer: A

Explanation:

Box 1: Remove the public IP address from VM1

If the Public IP on VM1 is set to Dynamic, that means it is a Public IP with Basic SKU because Public IPs with Standard SKU have Static assignments by default, that cannot be changed. We cannot associate Basic SKUs IPs with Standard SKUs LBs. One cannot create a backend SLB pool if the VM to be associated has a Public IP. For Private IP it doesn't matter weather it is dynamic or static, still we can add the such VM into the SLB backend pool.

Box 2: Create and configure an NSG

Standard Load Balancer is built on the zero trust network security model at its core. Standard Load Balancer secure by default and is part of your virtual network. The virtual network is a private and isolated network. This means Standard Load Balancers and Standard Public IP addresses are closed to inbound flows unless opened by Network Security Groups. NSGs are used to explicitly permit allowed traffic. If you do not have an NSG on a subnet or NIC of your virtual machine resource, traffic is not allowed to reach this resource. To learn more about NSGs and how to apply them for your scenario, see Network Security Groups. Basic Load Balancer is open to the internet by default.

NEW QUESTION 2

- (Topic 5)

You have an Azure subscription that contains two Log Analytics workspaces named Workspace 1 and Workspace? and 100 virtual machines that run Windows Server.

You need to collect performance data and events from the virtual machines. The solution must meet the following requirements:

- Logs must be sent to Workspace! and Workspace?
- All Windows events must be captured
- All security events must be captured.

What should you install and configure on each virtual machine?

- A. the Azure Monitor agent
- B. the Windows Azure diagnostics extension (WAD)
- C. the Windows VM agent

Answer: A

Explanation:

<https://learn.microsoft.com/en-us/azure/azure-monitor/agents/agents-overview> Azure Monitor Agent (AMA) collects monitoring data from the guest operating system of Azure and hybrid virtual machines and delivers it to Azure Monitor for use by features, insights, and other services, such as Microsoft Sentinel and Microsoft Defender for Cloud. Azure Monitor Agent replaces all of Azure Monitor's legacy monitoring agents.

NEW QUESTION 3

HOTSPOT - (Topic 5)

You have an Azure subscription that contains an Azure Storage account named storage1 and the users shown in the following table.

Name	Member of
User1	Group1
User2	Group2
User3	Group1

You plan to monitor storage1 and to configure email notifications for the signals shown in the following table.

Name	Type	Users to notify
Ingress	Metric	User1 and User3 only
Egress	Metric	User1 only
Delete storage account	Activity log	User1, User2, and User3
Restore blob ranges	Activity log	User1 and User3 only

You need to identify the minimum number of alert rules and action groups required for the planned monitoring.

How many alert rules and action groups should you identify? To answer, select the appropriate options in the answer area.

NOTE: Each correct selection is worth one point.

Alert rules:

	▼
1	
2	
3	
4	

Action groups:

	▼
1	
2	
3	
4	

- A. Mastered
- B. Not Mastered

Answer: A

Explanation:

Box 1 : 4

As there are 4 distinct set of resource types (Ingress, Egress, Delete storage account, Restore blob ranges), so you need 4 alert rules. In one alert rule you can't specify different type of resources to monitor. So you need 4 alert rules.

Box 2 : 3

There are 3 distinct set of "Users to notify" as (User 1 and User 3), (User1 only), and (User1, User2, and User3). You can't set the action group based on existing group (Group1 and Group2) as there is no specific group for User1 only. So you need to create 3 action group.

NEW QUESTION 4

HOTSPOT - (Topic 5)

You have a virtual network named VNet1 that has the configuration shown in the following exhibit.


```

Name : VNet1
ResourceGroupName : Production
Location : westus
Id : /subscriptions/14d26092-8e42-4ea7-b770-9dcef70fb1ea/resourceGroups/Production/providers/Microsoft.Network/virtualNetworks/VNet1
Etag : W/"76f7edd6-d022-455b-aeae-376059318e5d"
ResourceGuid : 562696cc-b2ba-4cc5-9619-0a735d6c34c7
ProvisioningState : Succeeded
Tags :
AddressSpace : {
  "AddressPrefixes": [
    "10.2.0.0/16"
  ]
}
DhcpOptions : {}
Subnets : [
  {
    "Name": "default",
    "Etag": "W/"76f7edd6-d022-455b-aeae-376059318e5d\"",
    "Id": "/subscriptions/14d26092-8e42-4ea7-b770-9dcef70fb1ea/resourceGroups/Production/providers/Microsoft.Network/virtualNetworks/VNet1/subnets/default",
    "AddressPrefix": "10.2.0.0/24",
    "IpConfigurations": [],
    "ResourceNavigationLinks": [],
    "ServiceEndpoints": [],
    "ProvisioningState": "Succeeded"
  }
]
VirtualNetworkPeerings : []
EnableDdosProtection : false
EnableVmProtection : false

```

Use the drop-down menus to select the answer choice that completes each statement based on the information presented in the graphic.

NOTE: Each correct selection is worth one point.

Answer Area

Before a virtual machine on VNet1 can receive an IP address from 192.168.1.0/24, you must first **[answer choice]**.

Before a virtual machine on VNet1 can receive an IP address from 10.2.1.0/24, you must first **[answer choice]**.

- A. Mastered
- B. Not Mastered

Answer: A

Explanation:

<https://learn.microsoft.com/en-us/azure/virtual-network/manage-virtual-network#add-or-remove-an-address-range>

NEW QUESTION 5

- (Topic 5)

You have an Azure subscription that contains the resources shown in the following table.

Name	Type	Resource group
VNET1	Virtual network	RG1
VM1	Virtual machine	RG1

The Not allowed resource types Azure policy that has policy enforcement enabled is assigned to RG1 and uses the following parameters:

Microsoft.Network/virtualNetworks Microsoft.Compute/virtualMachines

In RG1, you need to create a new virtual machine named VM2 which is connected to VNET1. What should you do first?

- A. AddasubnettoVNET1.
- B. Create an Azure Resource Manager template.
- C. Remove Microsoft.Network/virtualNetworks from the policy.
- D. Network/virtualNetworks from the policy.
- E. Remove Microsoft.Compute/virtualMachines from the policy.

Answer: C

Explanation:

To create a new virtual machine named VM2 which is connected to VNET1 in RG1, you need to remove Microsoft.Network/virtualNetworks from the policy. This is because the Not allowed resource types Azure policy denies the deployment of the specified resource types in the scope of the assignment. In this case, the policy is assigned to RG1 and uses the parameters Microsoft.Network/virtualNetworks and Microsoft.Compute/virtualMachines. This means that you cannot create or update any virtual networks or virtual machines in RG1. Therefore, to create VM2 and connect it to VNET1, you need to remove Microsoft.Network/virtualNetworks from the policy parameters. This will allow you to create or update virtual networks in RG1, but still prevent you from creating or updating virtual machines. Alternatively, you can also exclude VNET1 from the policy assignment scope, but this will affect the compliance of the policy for the entire virtual network.

References:

? Not allowed resource types (Deny)

? Create and manage policies to enforce compliance

NEW QUESTION 6

- (Topic 5)

You have an Azure subscription that uses the public IP addresses shown in the following table.

Name	IP version	SKU	IP address assignment	Availability zone
IP1	IPv6	Basic	Static	Not applicable
IP2	IPv6	Basic	Dynamic	Not applicable
IP3	IPv6	Standard	Static	Zone-redundant

You need to create a public Azure Standard Load Balancer. Which public IP addresses can you use?

- A. IP1 and IP3 only
- B. IP1, IP2, and IP3
- C. IP2 only
- D. IP3 only

Answer: D

Explanation:

A Basic Load Balancer can use the Basic SKU Public IP address's, but a Standard load balancer requires a Standard SKU Public IP address.

Excerpt from link below:

The standard SKU is required if you associate the address to a standard load balancer. For more information about standard load balancers, see Azure load balancer standard SKU.

<https://learn.microsoft.com/en-us/azure/virtual-network/ip-services/virtual-network-public-ip-address>

Excerpt from link below:

Key scenarios that you can accomplish using Azure Standard Load Balancer include:

-Enable support for load-balancing of IPv6.

<https://learn.microsoft.com/en-us/azure/load-balancer/load-balancer-overview#why-use-azure-load-balancer>

NEW QUESTION 7

HOTSPOT - (Topic 5)

You manage two Azure subscriptions named Subscription 1 and Subscription2. Subscription1 has following virtual networks:

Name	Address space	Region
VNET1	10.10.10.0/24	West Europe
VNET2	172.16.0.0/16	West US

The virtual networks contain the following subnets:

Name	Address range	In virtual network
Subnet11	10.10.10.0/24	VNET1
Subnet21	172.16.0.0/18	VNET2
Subnet22	172.16.128.0/18	VNET2

Subscription2 contains the following virtual network:

- Name: VNETA

• Address space: 10.10.128.0/17

• Region: Canada Central

VNETA contains the following subnets:

Name	Address range
SubnetA1	10.10.130.0/24
SubnetA2	10.10.131.0/24

For each of the following statements, select Yes if the statement is true. Otherwise, select No.

NOTE: Each correct selection is worth one point.

Answer Area

Statements	Yes	No
A Site-to-Site connection can be established between VNET1 and VNET2.	<input type="radio"/>	<input type="radio"/>
VNET1 and VNET2 can be peered.	<input type="radio"/>	<input type="radio"/>
VNET1 and VNETA can be peered.	<input type="radio"/>	<input type="radio"/>

Answer:

Answer Area

Statements	Yes	No
A Site-to-Site connection can be established between VNET1 and VNET2.	<input checked="" type="radio"/>	<input type="radio"/>
VNET1 and VNET2 can be peered.	<input checked="" type="radio"/>	<input type="radio"/>
VNET1 and VNETA can be peered.	<input type="radio"/>	<input checked="" type="radio"/>

- A. Mastered
 B. Not Mastered

Answer: A

NEW QUESTION 8

- (Topic 5)

You have an Azure subscription named Subscription 1 and an on-premises deployment of Microsoft System Center Service Manager Subscription! contains a virtual machine named VM1.

You need to ensure that an alert is set in Service Manager when the amount of available memory on VM1 is below 10 percent. What should you do first?

- A. Create a notification.
 B. Create an automation runbook.
 C. Deploy the IT Service Management Connector (ITSM).
 D. Deploy a function app

Answer: C

Explanation:

IT Service Management Connector (ITSMC) allows you to connect Azure to a supported IT Service Management (ITSM) product or service. Azure services like Azure Log Analytics and Azure Monitor provide tools to detect, analyze, and troubleshoot problems with your Azure and non-Azure resources. But the work items related to an issue typically reside in an ITSM product or service. ITSMC provides a bi-directional connection between Azure and ITSM tools to help you resolve issues faster. ITSMC supports connections with the following ITSM tools: ServiceNow, System Center Service Manager, Provance, Cherwell.

Reference:

<https://docs.microsoft.com/en-us/azure/azure-monitor/alerts/itsmc-overview>

NEW QUESTION 9

HOTSPOT - (Topic 5)

You have an Azure subscription named Sub1.

You plan to deploy a multi-tiered application that will contain the tiers shown in the following table.

Tier	Accessible from the Internet	Number of virtual machines
Front-end web server	Yes	10
Business logic	No	100
Microsoft SQL Server database	No	5

You need to recommend a networking solution to meet the following requirements:

- Ensure that communication between the web servers and the business logic tier spreads equally across the virtual machines.
- Protect the web servers from SQL injection attacks.

Which Azure resource should you recommend for each requirement? To answer, select the appropriate options in the answer area. NOTE: Each correct selection is worth one point.

Answer Area

Ensure that communication between the web servers and the business logic tier spreads equally across the virtual machines:

an internal load balancer
an application gateway that uses the Standard tier
an application gateway that uses the WAF tier
an internal load balancer
a network security group (NSG)
a public load balancer

Protect the web servers from SQL injection attacks:

an application gateway that uses the WAF tier
an application gateway that uses the Standard tier
an application gateway that uses the WAF tier
an internal load balancer
a network security group (NSG)
a public load balancer

- A. Mastered
B. Not Mastered

Answer: A

Explanation:

Box 1: an internal load balancer

Azure Internal Load Balancer (ILB) provides network load balancing between virtual machines that reside inside a cloud service or a virtual network with a regional scope.

Box 2: an application gateway that uses the WAF tier

Azure Web Application Firewall (WAF) on Azure Application Gateway provides centralized protection of your web applications from common exploits and vulnerabilities. Web applications are increasingly targeted by malicious attacks that exploit commonly known vulnerabilities. Application gateway which uses WAF tier.

NEW QUESTION 10

HOTSPOT - (Topic 5)

You have an Azure subscription that contains a resource group named RG1.

You plan to use an Azure Resource Manager (ARM) template named template1 to deploy resources. The solution must meet the following requirements:

- Deploy new resources to RG1.
- Remove all the existing resources from RG1 before deploying the new resources.

How should you complete the command? To answer, select the appropriate options in the answer area.

NOTE: Each correct selection is worth one point.

Answer Area

```
New-AzResourceGroupDeployment -TemplateUri
"https://contoso.com/template1" -TemplateParameterfile
params.json RG1 -Mode
```

-Name
-QueryString
-ResourceGroupName
-Tag

All
Complete
Incremental

- A. Mastered
B. Not Mastered

Answer: A

Explanation:

https://learn.microsoft.com/en-us/powershell/module/az.resources/new-azresourcegroupdeployment?view=azps-9.3.0#-resourcegroupname Specifies the name of the resource group to deploy.

https://learn.microsoft.com/en-us/powershell/module/az.resources/new-azresourcegroupdeployment?view=azps-9.3.0#-mode

Specifies the deployment mode. The acceptable values for this parameter are:

- Complete: In complete mode, Resource Manager deletes resources that exist in the resource group but are not specified in the template.
- Incremental: In incremental mode, Resource Manager leaves unchanged resources that exist in the resource group but are not specified in the template.

NEW QUESTION 10

- (Topic 5)

Note: This question is part of a series of questions that present the same scenario. Each

question in the series contains a unique solution that might meet the stated goals. Some question sets might have more than one correct solution, while others might not have a correct solution.

After you answer a question in this section, you will NOT be able to return to it. As a result, these questions will not appear in the review screen.

You need to ensure that an Azure Active Directory (Azure AD) user named Admin1 is assigned the required role to enable Traffic Analytics for an Azure subscription.

Solution: You assign the Traffic Manager Contributor role at the subscription level to Admin1

- A. Yes
B. NO

Answer: B

Explanation:

The Traffic Manager Contributor role is not related to Traffic Analytics. Traffic Manager is a service that provides DNS-based load balancing and traffic routing across different regions and endpoints. Traffic Manager Contributor is a role that allows you to create and manage Traffic Manager profiles, endpoints, and geographies1.

Traffic Analytics is a service that provides visibility into user and application activity in your cloud networks. Traffic Analytics analyzes Azure Network Watcher network security group (NSG) flow logs to provide insights into traffic flow in your Azure cloud. With Traffic Analytics, you can visualize network activity, identify hot spots, secure your network, optimize your network deployment, and pinpoint network misconfigurations2.

To enable Traffic Analytics for an Azure subscription, you need to have a role that grants you the following permissions at the subscription level:

- ? Microsoft.Network/applicationGateways/read
- ? Microsoft.Network/connections/read
- ? Microsoft.Network/loadBalancers/read
- ? Microsoft.Network/localNetworkGateways/read
- ? Microsoft.Network/networkInterfaces/read
- ? Microsoft.Network/networkSecurityGroups/read
- ? Microsoft.Network/publicIPAddresses/read
- ? Microsoft.Network/routeTables/read
- ? Microsoft.Network/virtualNetworkGateways/read
- ? Microsoft.Network/virtualNetworks/read
- ? Microsoft.OperationallInsights/workspaces/*

Some of the built-in roles that have these permissions are Owner, Contributor, or Network Contributor3. However, these roles also grant other permissions that may not be necessary or desirable for enabling Traffic Analytics. Therefore, the best practice is to use the principle of least privilege and create a custom role that only has the required permissions4.

Therefore, to meet the goal of ensuring that an Azure AD user named Admin1 is assigned the required role to enable Traffic Analytics for an Azure subscription, you should create a custom role with the required permissions and assign it to Admin1 at the subscription level.

NEW QUESTION 15

HOTSPOT - (Topic 4)

You implement the planned changes for NSG1 and NSG2.

For each of the following statements, select Yes if the statement is true. Otherwise, select No.

NOTE: Each correct selection is worth one point.

Answer Area

Statements	Yes	No
From VM1, you can establish a Remote Desktop session to VM2.	<input type="radio"/>	<input type="radio"/>
From VM2, you can ping VM3.	<input type="radio"/>	<input type="radio"/>
From VM2, you can establish a Remote Desktop session to VM3.	<input type="radio"/>	<input type="radio"/>

- A. Mastered
- B. Not Mastered

Answer: A

Explanation:

Answer Area

Statements	Yes	No
From VM1, you can establish a Remote Desktop session to VM2.	<input checked="" type="radio"/>	<input type="radio"/>
From VM2, you can ping VM3.	<input checked="" type="radio"/>	<input type="radio"/>
From VM2, you can establish a Remote Desktop session to VM3.	<input type="radio"/>	<input checked="" type="radio"/>

NEW QUESTION 18

HOTSPOT - (Topic 4)

You need to ensure that User1 can create initiative definitions, and User4 can assign initiatives to RG2. The solution must meet the technical requirements.

Which role should you assign to each user? To answer, select the appropriate options in the answer area.

NOTE: Each correct selection is worth one point.

User1:

	▼
Contributor for RG1	
Contributor for Sub1	
Security Admin for RG1	
Resource Policy Contributor for Sub1	

User4:

	▼
Contributor for RG2	
Contributor for Sub1	
Security Admin for Sub1	
Resource Policy Contributor for RG2	

- A. Mastered
 B. Not Mastered

Answer: A

Explanation:

User1:

	▼
Contributor for RG1	
Contributor for Sub1	
Security Admin for RG1	
Resource Policy Contributor for Sub1	

User4:

	▼
Contributor for RG2	
Contributor for Sub1	
Security Admin for Sub1	
Resource Policy Contributor for RG2	

NEW QUESTION 23

DRAG DROP - (Topic 4)

You need to configure the alerts for VM1 and VM2 to meet the technical requirements.

Which three actions should you perform in sequence? To answer, move all actions from the list of actions to the answer area and arrange them in the correct order.

Actions		Answer Area
Configure the Diagnostic settings.		
Collect Windows performance counters from the Log Analytics agents.		
Create an alert rule.	➤	⬆
Create an Azure SQL database.	⬅	⬆
Create a Log Analytics workspace.		

Answer:

Actions		Answer Area
Configure the Diagnostic settings.		
Collect Windows performance counters from the Log Analytics agents.		
Create an alert rule.	➤	⬆
Create an Azure SQL database.	⬅	⬆
Create a Log Analytics workspace.		

- A. Mastered

B. Not Mastered



Answer: A

NEW QUESTION 28

HOTSPOT - (Topic 3)

You need to configure the Device settings to meet the technical requirements and the user requirements. Which two settings should you modify? To answer, select the appropriate settings in the answer area.

Answer Area

 Save  Discard

Users may join devices to Azure AD ⓘ

All Selected None

Selected

No member selected

Additional local administrators on Azure AD joined devices ⓘ

Selected None

Selected

No member selected

Users may register their devices with Azure AD ⓘ

All None

Require Multi-Factor Auth to join devices ⓘ

Yes No

Maximum number of devices per user ⓘ

50

Users may sync settings and app data across devices ⓘ

All Selected None

Selected

No member selected

A. Mastered

B. Not Mastered

Answer: A

Explanation:

Additional local administrators on Azure AD joined devices ⓘ

Selected

None

Selected

No member selected

Users may register their devices with Azure AD ⓘ

All

None

Require Multi-Factor Auth to join devices ⓘ

Yes

No

Maximum number of devices per user ⓘ

50

Users may sync settings and app data across devices ⓘ

All

Selected

None

Box 1: Selected
Only selected users should be able to join devices
Box 2: Yes
Require Multi-Factor Auth to join devices.
From scenario:
? Ensure that only users who are part of a group named Pilot can join devices to Azure AD
? Ensure that when users join devices to Azure Active Directory (Azure AD), the users use a mobile phone to verify their identity.

NEW QUESTION 30
HOTSPOT - (Topic 3)
You need to identify the storage requirements for Contoso.
For each of the following statements, select Yes if the statement is true. Otherwise, select No.
NOTE: Each correct selection is worth one point.

Statements	Yes	No
Contoso requires a storage account that supports Blob storage.	<input type="radio"/>	<input type="radio"/>
Contoso requires a storage account that supports Azure Table storage.	<input type="radio"/>	<input type="radio"/>
Contoso requires a storage account that supports Azure File Storage.	<input type="radio"/>	<input type="radio"/>

- A. Mastered
- B. Not Mastered

Answer: A

Explanation:
Statement 1: Yes
Contoso is moving the existing product blueprint files to Azure Blob storage which will ensure that the blueprint files are stored in the archive storage tier. Use unmanaged standard storage for the hard disks of the virtual machines. We use Page Blobs for these.
Statement 2: No
Azure Table storage stores large amounts of structured data. The service is a NoSQL datastore which accepts authenticated calls from inside and outside the Azure cloud. Azure tables are ideal for storing structured, non-relational data. Common uses of Table storage include:
* 1. Storing TBs of structured data capable of serving web scale applications
* 2. Storing datasets that don't require complex joins, foreign keys, or stored procedures and can be denormalized for fast access
* 3. Quickly querying data using a clustered index
* 4. Accessing data using the OData protocol and LINQ queries with WCF Data Service.NET Libraries
Statement 3: No
File Storage can be used if your business use case needs to deal mostly with standard File extensions like *.docx, *.png and *.bak then you should probably go with this storage option.

NEW QUESTION 31
- (Topic 2)
You need to prepare the environment to meet the authentication requirements.

Which two actions should you perform? Each correct answer presents part of the solution. NOTE Each correct selection is worth one point.

- A. Azure Active Directory (AD) Identity Protection and an Azure policy
- B. a Recovery Services vault and a backup policy
- C. an Azure Key Vault and an access policy
- D. an Azure Storage account and an access policy

Answer: C

Explanation:

D: Seamless SSO works with any method of cloud authentication - Password Hash Synchronization or Pass-through Authentication, and can be enabled via Azure AD Connect.

B: You can gradually roll out Seamless SSO to your users. You start by adding the following Azure AD URL to all or selected users' Intranet zone settings by using Group Policy in Active Directory: <https://autologon.microsoftazuread-sso.com>

NEW QUESTION 35

HOTSPOT - (Topic 1)

You need to the appropriate sizes for the Azure virtual for Server2.

What should you do? To answer, select the appropriate options in the answer area. NOTE: Each correct selection is worth one point.

From the Azure portal:

	▼
Create an Azure Migrate project.	
Create a Recovery Services vault.	
Upload a management certificate.	
Create an Azure Import/Export job.	

On Server2:

	▼
Enable Hyper-V Replica.	
Install the Azure File Sync agent.	
Create a collector virtual machine.	
Configure Hyper-V storage migration.	
Install the Azure Site Recovery Provider.	

Answer:

From the Azure portal:

	▼
Create an Azure Migrate project.	
Create a Recovery Services vault.	
Upload a management certificate.	
Create an Azure Import/Export job.	

On Server2:

	▼
Enable Hyper-V Replica.	
Install the Azure File Sync agent.	
Create a collector virtual machine.	
Configure Hyper-V storage migration.	
Install the Azure Site Recovery Provider.	

- A. Mastered
- B. Not Mastered

Answer: A

Explanation:

Box 1: Create a Recovery Services vault

Create a Recovery Services vault on the Azure Portal.

Box 2: Install the Azure Site Recovery Provider

Azure Site Recovery can be used to manage migration of on-premises machines to Azure.

Scenario: Migrate the virtual machines hosted on Server1 and Server2 to Azure. Server2 has the Hyper-V host role.

References:

<https://docs.microsoft.com/en-us/azure/site-recovery/migrate-tutorial-on-premises-azure>

NEW QUESTION 40

- (Topic 1)

You need to ensure that VM1 can communicate with VM4. The solution must minimize administrative effort.

What should you do?

- A. Create a user-defined route from VNET1 to VNET3.
- B. Assign VM4 an IP address of 10.0.1.5/24.
- C. Establish peering between VNET1 and VNET3.
- D. Create an NSG and associate the NSG to VMI and VM4.

Answer: B

Explanation:

Reference:

<https://docs.microsoft.com/en-us/azure/vpn-gateway/tutorial-site-to-site-portal>

NEW QUESTION 42

- (Topic 1)

You need to meet the technical requirement for VM4. What should you create and configure?

- A. Mastered
- B. Not Mastered

Answer: A

Explanation:

Scenario: Create a workflow to send an email message when the settings of VM4 are modified.

You can start an automated logic app workflow when specific events happen in Azure resources or third-party resources. These resources can publish those events to an Azure event grid. In turn, the event grid pushes those events to subscribers that have queues, webhooks, or event hubs as endpoints. As a subscriber, your logic app can wait for those events from the event grid before running automated workflows to perform tasks - without you writing any code.

References:

<https://docs.microsoft.com/en-us/azure/event-grid/monitor-virtual-machine-changes-event-grid-logic-app>

NEW QUESTION 45

HOTSPOT - (Topic 5)

You plan to deploy five virtual machines to a virtual network subnet.

Each virtual machine will have a public IP address and a private IP address. Each virtual machine requires the same inbound and outbound security rules.

What is the minimum number of network interfaces and network security groups that you require? To answer, select the appropriate options in the answer area.

NOTE: Each correct selection is worth one point.

Answer Area

Minimum number of network interfaces:

	▼
5	
10	
15	
20	

Minimum number of network security groups:

	▼
1	
2	
5	
10	

- A. Mastered
- B. Not Mastered

Answer: A

Explanation:

Box 1: 5

A public and a private IP address can be assigned to a single network interface. Box 2: 1

You can associate zero, or one, network security group to each virtual network subnet and network interface in a virtual machine. The same network security group can be associated to as many subnets and network interfaces as you choose.

NEW QUESTION 46

HOTSPOT - (Topic 5)

You have an Azure subscription that contains two storage accounts named contoso101 and contoso102. The subscription contains the virtual machines shown in the following table.

VNet1 has service endpoints configured as shown in the Service endpoints exhibit. (Click the Service endpoints tab.)

VNet1 Service endpoints				
Virtual network				
+ Add Refresh				
Filter service endpoints				
Service	Subnet	Status	Locations	
Microsoft.AzureActiveDirectory	1			...
	Subnet2	Succeeded	*	...
Microsoft.Storage	1			...
	Subnet1	Succeeded	*	...

The Microsoft. Storage service endpoint has the service endpoint policy shown in the Microsoft. Storage exhibit. (Click the Microsoft. Storage tab.)

Create a service endpoint policy

Validation passed

BasicsPolicy definitionsTagsReview + create

Basics

Subscription

Azure Pass - Sponsorship

Resource group

RG1

Region

East US

Name

Policy1

Resources

Microsoft.Storage

contoso101 (Storage account)

Tags

None

1

For this policy to take effect, you will need to associate it to one or more subnets that have virtual network service endpoints. Please visit a virtual network in East US region and then select the subnets to which you would like to associate this policy.

For each of the following statements, select Yes if the statement is true. Otherwise, select No.
NOTE: Each correct selection is worth one point.

Answer Area

Statements	Yes	No
VM1 can access contoso102.	<input type="radio"/>	<input type="radio"/>
VM2 can access contoso101.	<input type="radio"/>	<input type="radio"/>
VM2 uses a private IP address to access Azure AD.	<input type="radio"/>	<input type="radio"/>

Answer:

Answer Area

Statements	Yes	No
VM1 can access contoso102.	<input type="radio"/>	<input checked="" type="radio"/>
VM2 can access contoso101.	<input type="radio"/>	<input checked="" type="radio"/>
VM2 uses a private IP address to access Azure AD.	<input type="radio"/>	<input checked="" type="radio"/>

- A. Mastered
- B. Not Mastered

Answer: A

NEW QUESTION 48

HOTSPOT - (Topic 5)

You have an Azure App Service plan named ASP1. CPU usage for ASP1 is shown in the following exhibit.



Use the drop-down menus to select the answer choice that completes each statement based on the information presented in the graphic.
NOTE: Each correct selection is worth one point.

Answer Area

The average CPU percentage is calculated [answer choice] per day.

ASP1 must be [answer choice] to optimize CPU usage.

- A. Mastered
- B. Not Mastered

Answer: A

Explanation:

? The average CPU percentage is calculated 24 times per day. This is because the exhibit shows the CPU percentage for ASP1 in a 24-hour period, with one data point for each hour. Therefore, the average CPU percentage is calculated once per hour, or 24 times per day1.

? ASP1 must be scaled out to optimize CPU usage. This is because the exhibit shows that the CPU percentage for ASP1 is consistently above 80%, which indicates that the app service plan is under high load and needs more instances to handle the traffic. Scaling out means adding more instances to an app service plan, which can improve the performance and availability of the apps hosted on it2. Scaling up means changing the pricing tier of an app service plan, which can increase the resources available for each instance, but not necessarily reduce the CPU usage3.

NEW QUESTION 53

HOTSPOT - (Topic 5)

You have an Azure subscription.

You plan to use Azure Resource Manager templates to deploy 50 Azure virtual machines that will be part of the same availability set.

You need to ensure that as many virtual machines as possible are available if the fabric fails or during servicing. How should you configure the template? To answer, select the appropriate options in the answer area.

NOTE: Each correct selection is worth one point.


```
{
  "$schema": "https://schema.management.azure.com/schemas/2015-01-01/deploymentTemplate.json",
  "contentVersion": "1.0.0.0",
  "parameters": {},
  "resources": [
    {
      "type": "Microsoft.Compute/availabilitySets",
      "name": "ha",
      "apiVersion": "2017-12-01",
      "location": "eastus",
      "properties": {
        "platformFaultDomainCount":  ,
        "platformUpdateDomainCount": 
      }
    }
  ]
}
```

- A. Mastered
- B. Not Mastered

Answer: A

Explanation:

Box 1 = max value Box 2 = 20

Explanation

Use max for platformFaultDomainCount

2 or 3 is max value, depending on which region you are in. Use 20 for platformUpdateDomainCount

Increasing the update domain (platformUpdateDomainCount) helps with capacity and availability planning when the platform reboots nodes. A higher number for the pool (20 is max) means that fewer of their nodes in any given availability set would be rebooted at once.

References:

<https://www.itprotoday.com/microsoft-azure/check-if-azure-region-supports-2-or-3-fault-domains-managed-disks>

<https://github.com/Azure/acs-engine/issues/1030>

NEW QUESTION 54

- (Topic 5)

You have an Azure subscription that contains multiple virtual machines in the West US Azure region.

You need to use Traffic Analytics in Azure Network Watcher to monitor virtual machine traffic.

Which two resources should you create? Each correct answer presents part of the solution. NOTE: Each correct selection is worth one point.

- A. a Data Collection Rule (OCR) in Azure Monitor
- B. a Log Analytics workspace
- C. an Azure Monitor workbook
- D. a storage account
- E. a Microsoft Sentinel workspace

Answer: BD

Explanation:

To use Traffic Analytics in Azure Network Watcher, you need to create a Log Analytics workspace and a storage account. A Log Analytics workspace is a cloud-based repository that collects and stores data from various sources, such as NSG flow logs. A storage account is a container that provides a unique namespace to store and access your data objects in Azure Storage. You need to enable NSG flow logs and configure them to send data to both the Log Analytics workspace and the storage account. Traffic Analytics analyzes the NSG flow logs and provides insights into traffic flow in your Azure cloud. References:

? Traffic analytics - Azure Network Watcher | Microsoft Learn

? Traffic analytics FAQ - Azure Network Watcher | Microsoft Learn

NEW QUESTION 58

- (Topic 5)

You have an Azure subscription that contains an Azure Stream Analytics job named Job1.

You need to monitor input events for Job1 to identify the number of events that were NOT processed.

Which metric should you use?

- A. Output Events
- B. Backlogged Input Events
- C. Out-of-Order Events
- D. Late Input Events

Answer: B

Explanation:

Backlogged Input Events is a metric that shows the number of input events that are waiting to be processed by the Stream Analytics job1. This metric indicates the performance and health of the job, as well as the input data rate and latency. If the Backlogged Input Events metric is high or increasing, it means that the job is not able to keep up with the incoming events and some events are not processed in a timely manner2.

Output Events is a metric that shows the number of output events that are emitted by the Stream Analytics job1. This metric indicates the output data rate and throughput of the job. It does not show how many input events were not processed by the job.

Out-of-Order Events is a metric that shows the number of input events that arrive out of order based on their timestamp1. This metric indicates the quality and consistency of the input data source. It does not show how many input events were not processed by the job. Late Input Events is a metric that shows the number

of input events that arrive after the late arrival window has expired¹. This metric indicates the timeliness and reliability of the input data source. It does not show how many input events were not processed by the job.

NEW QUESTION 59

HOTSPOT - (Topic 5)

You have an Azure Storage account named storage1.

You have an Azure App Service app named app1 and an app named App2 that runs in an Azure container instance. Each app uses a managed identity.

You need to ensure that App1 and App2 can read blobs from storage1 for the next 30 days.

What should you configure in storage1 for each app?

App1:

Access keys
 Advanced security
 Access control (IAM)
 Shared access signatures (SAS)

App2:

Access keys
 Advanced security
 Access control (IAM)
 Shared access signatures (SAS)

Answer:

App1:

Access keys
 Advanced security
 Access control (IAM)
 Shared access signatures (SAS)

App2:

Access keys
 Advanced security
 Access control (IAM)
 Shared access signatures (SAS)

- A. Mastered
- B. Not Mastered

Answer: A

Explanation:

Box 1: Access Control (IAM)

Since the App1 uses Managed Identity, App1 can access the Storage Account via IAM. As per requirement, we need to minimize the number of secrets used, so Access keys is not ideal.

Box 2: Shared access signatures (SAS)

We need temp access for App2, so we need to use SAS.

A shared access signature (SAS) provides secure delegated access to resources in your storage account without compromising the security of your data. With a SAS, you have granular control over how a client can access your data. You can control what resources the client may access, what permissions they have on those resources, and how long the SAS is valid, among other parameters.

NEW QUESTION 64

- (Topic 5)

You have an Azure subscription named Subscription1 that is used by several departments at your company. Subscription1 contains the resources in the following table:

Name	Type
Storage1	Storage account
RG1	Resource group
Container1	Blob container
Share1	File share

Another administrator deploys a virtual machine named VM1 and an Azure Storage account named Storage2 by using a single Azure Resource Manager template. You need to view the template used for the deployment.

From which blade can you view the template that was used for the deployment?

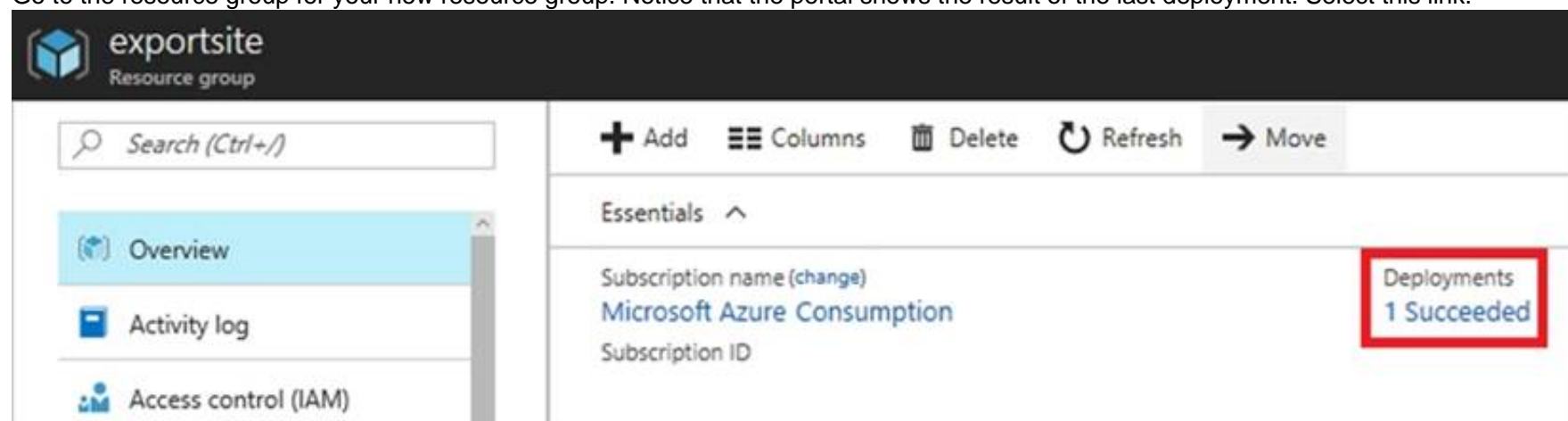
- A. RG1
- B. VM1
- C. Storage1
- D. Container1

Answer: A

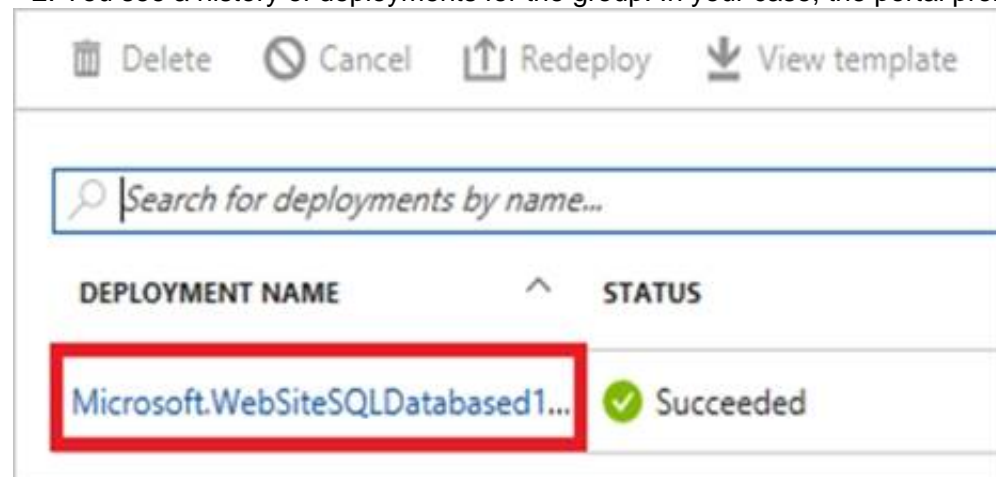
Explanation:

* 1. View template from deployment history

Go to the resource group for your new resource group. Notice that the portal shows the result of the last deployment. Select this link.



* 2. You see a history of deployments for the group. In your case, the portal probably lists only one deployment. Select this deployment.



The portal displays a summary of the deployment. The summary includes the status of the deployment and its operations and the values that you provided for parameters. To see the template that you used for the deployment, select View template.

References: <https://docs.microsoft.com/en-us/azure/azure-resource-manager/resource-manager-export-template>

NEW QUESTION 66

HOTSPOT - (Topic 5)

You have an Azure subscription. The subscription contains a storage account named storage1 that has the lifecycle management rules shown in the following table.

Name	Blob prefix	If base blobs were last modified more than (days ago)	Then
Rule1	container1/	3 days	Move to archive storage
Rule2	Not applicable	5 days	Move to cool storage
Rule3	container2/	10 days	Delete the blob
Rule4	container2/	15 days	Move to archive storage

On June 1, you store two blobs in storage1 as shown in the following table.

Name	Location	Access tier
File1	container1	Hot
File2	container2	Hot

For each of the following statements, select Yes if the statement is true. Otherwise, select No.
 NOTE: Each correct selection is worth one point.

Answer Area

Statements	Yes	No
On June 6, File1 will be stored in the Cool access tier.	<input type="radio"/>	<input type="radio"/>
On June 7, File2 will be stored in the Cool access tier.	<input type="radio"/>	<input type="radio"/>
On June 16, File2 will be stored in the Archive access tier.	<input type="radio"/>	<input type="radio"/>

- A. Mastered
 B. Not Mastered

Answer: A

Explanation:

Answer Area

Statements	Yes	No
On June 6, File1 will be stored in the Cool access tier.	<input type="radio"/>	<input checked="" type="radio"/>
On June 7, File2 will be stored in the Cool access tier.	<input type="radio"/>	<input checked="" type="radio"/>
On June 16, File2 will be stored in the Archive access tier.	<input type="radio"/>	<input checked="" type="radio"/>

NEW QUESTION 68

- (Topic 5)

You have an Azure subscription that contains The storage accounts shown in the following table.

Name	Kind	Region
storage1	StorageV2	Central US
storage2	BlobStorage	West US
storage3	BlockBlobStorage	West US
storage4	FileStorage	East US

You deploy a web app named Appl to the West US Azure region. You need to back up Appl. The solution must minimize costs.
 Which storage account should you use as the target for the backup?

- A. Mastered
 B. Not Mastered

Answer: A

Explanation:

To back up a web app, you need to configure a custom backup that specifies a storage account and a container as the target for the backup¹. The storage account must be in the same subscription as the web app, and the container must be accessible by the web app². The backup size is limited to 10 GB, and the backup frequency can be configured to minimize costs.

According to the table, storage1 is the only storage account that meets these requirements. Storage1 is in the same subscription and region as the web app, and it is a general- purpose v2 account that supports custom backups. Storage2 and storage3 are in a different region than the web app, which may incur additional costs for data transfer. Storage4 is a FileStorage account, which does not support custom backups.

Therefore, you should use storage1 as the target for the backup of your web app. To configure a custom backup, you can follow these steps:

? In your app management page in the Azure portal, in the left menu, select Backups.

? At the top of the Backups page, select Configure custom backups.

? In Storage account, select storage1. Do the same with Container.

? Specify the backup frequency, retention period, and database settings as needed.

? Click Configure.

? At the top of the Backups page, select Backup Now.

NEW QUESTION 72

HOTSPOT - (Topic 5)

You have an Azure virtual network named VNet1 that connects to your on-premises network by using a site-to-site VPN. VNet1 contains one subnet named Subnet1.

Subnet1 is associated to a network security group (NSG) named NSG1. Subnet1 contains a basic internal load balancer named ILB1. ILB1 has three Azure virtual machines in the backend pool.

You need to collect data about the IP addresses that connects to ILB1. You must be able to run interactive queries from the Azure portal against the collected data. What should you do? To answer, select the appropriate options in the answer area. NOTE: Each correct selection is worth one point.

Resource to create:

- An Azure Event Grid
- An Azure Log Analytics workspace
- An Azure Storage account

Resource on which to enable diagnostics:

- ILB1
- NSG1
- The Azure virtual machines

- A. Mastered
- B. Not Mastered

Answer: A

Explanation:

Box 1: An Azure Log Analytics workspace

In the Azure portal you can set up a Log Analytics workspace, which is a unique Log Analytics environment with its own data repository, data sources, and solutions.

Box 2: NSG1

NSG flow logs allow viewing information about ingress and egress IP traffic through a Network security group. Through this, the IP addresses that connect to the ILB can be monitored when the diagnostics are enabled on a Network Security Group.

We cannot enable diagnostics on an internal load balancer to check for the IP addresses. As for Internal LB, it is basic one. Basic can only connect to storage account. Also, Basic LB has only activity logs, which doesn't include the connectivity workflow. So, we need to use NSG to meet the mentioned requirements.

NEW QUESTION 76

HOTSPOT - (Topic 5)

You have an Azure subscription that contains the resources shown in the following table.

Name	Type
VM1	Virtual machine
storage1	Storage account
Workspace1	Log Analytics workspace
DB1	Azure SQL database

You plan to create a data collection rule named DCRI in Azure Monitor.

Which resources can you set as data sources in DCRI, and which resources can you set as destinations in DCRI? To answer, select the appropriate options in the answer area.

NOTE: Each correct selection is worth one point.

Answer Area

Data sources:

- VM1 only
- VM1 and storage1 only
- VM1, storage1, and DB1 only
- VM1, storage1, Workspace1, and DB1

Destinations:

- storage1 only
- Workspace1 only
- Workspace1 and storage1 only
- Workspace1, storage1, and DB1 only1

- A. Mastered
B. Not Mastered

Answer: A

Explanation:

Data Sources: VM1 only Destination: Workspace1 Only

NEW QUESTION 80

HOTSPOT - (Topic 5)

You have the App Service plans shown in the following table.

Name	Operating system	Location
ASP1	Windows	West US
ASP2	Windows	Central US
ASP3	Linux	West US

You plan to create the Azure web apps shown in the following table.

Name	Runtime stack	Location
WebApp1	.NET Core 3.0	West US
WebApp2	ASP.NET 4.7	West US

You need to identify which App Service plans can be used for the web apps.

What should you identify? To answer, select the appropriate options in the answer area.

NOTE: Each correct selection is worth one point.

WebApp1:

▼

ASP1 only

ASP3 only

ASP1 and ASP2 only

ASP1 and ASP3 only

ASP1, ASP2, and ASP3

WebApp2:

▼

ASP1 only

ASP3 only

ASP1 and ASP2 only

ASP1 and ASP3 only

ASP1, ASP2, and ASP3

- A. Mastered
B. Not Mastered

Answer: A

Explanation:

Box 1: ASP1 ASP3

Asp1, ASP3: ASP.NET Core apps can be hosted both on Windows or Linux.

Not ASP2: The region in which your app runs is the region of the App Service plan it's in.

Box 2: ASP1

ASP.NET apps can be hosted on Windows only.

NEW QUESTION 81

HOTSPOT - (Topic 5)

You have an Azure subscription that contains an Azure Directory (Azure AD) tenant named contoso.com. The tenant is synced to the on-premises Active Directory domain. The domain contains the users shown in the following table.

Name	Role
SecAdmin1	Security administrator
BillAdmin1	Billing administrator
User1	Reports reader

You enable self-service password reset (SSPR) for all users and configure SSPR to have the following authentication methods:

? Number of methods required to reset: 2

? Methods available to users: Mobile phone, Security questions

? Number of questions required to register: 3

? Number of questions required to reset: 3

You select the following security questions:

? What is your favorite food?

? In what city was your first job?

? What was the name of your first pet?

For each of the following statements, select Yes if the statement is true. Otherwise, select No.

NOTE: Each correct selection is worth one point.

Answer Area

Statements	Yes	No
SecAdmin1 must answer the following question if he wants to reset his password: In what city was your first job?	<input type="radio"/>	<input type="radio"/>
BillAdmin1 must answer the following question if he wants to reset his password: What is your favorite food?	<input type="radio"/>	<input type="radio"/>
User1 must answer the following question if he wants to reset his password: What was the name of your first pet?	<input type="radio"/>	<input type="radio"/>

Answer:

Answer Area

Statements	Yes	No
SecAdmin1 must answer the following question if he wants to reset his password: In what city was your first job?	<input type="radio"/>	<input checked="" type="radio"/>
BillAdmin1 must answer the following question if he wants to reset his password: What is your favorite food?	<input type="radio"/>	<input checked="" type="radio"/>
User1 must answer the following question if he wants to reset his password: What was the name of your first pet?	<input checked="" type="radio"/>	<input type="radio"/>

- A. Mastered
- B. Not Mastered

Answer: A

Explanation:

No, No, Yes

<https://learn.microsoft.com/en-us/azure/active-directory/authentication/concept-authentication-security-questions>

NEW QUESTION 84

- (Topic 5)

You have an Azure subscription that contains a storage account named storage. You have the devices shown in the following table.

Name	Platform
Device1	Windows 10
Device2	Linux
Device3	macOS

From which devices can you use AzCopy to copy data to storage1?

- A. Device1 and Device2 only
- B. Device1, Device2 and Device3
- C. Device' only
- D. Device and Device3 only

Answer: B

Explanation:

<https://learn.microsoft.com/en-us/azure/storage/common/storage-use-azcopy-v10#download-azcopy>

NEW QUESTION 88

- (Topic 5)

You have an Azure subscription that contains a virtual network named VNET1. VNET1 contains the subnets shown in the following table.

Name	Connected virtual machines
Subnet1	VM1, VM2
Subnet2	VM3, VM4
Subnet3	VM5, VM6

Each virtual machine uses a static IP address.

You need to create network security groups (NSGs) to meet following requirements:

? Allow web requests from the internet to VM3, VM4, VM5, and VM6.

? Allow all connections between VM1 and VM2.

? Allow Remote Desktop connections to VM1.

? Prevent all other network traffic to VNET1.

What is the minimum number of NSGs you should create?

A. 1

B. 3

4

C. 12

Answer: C

Explanation:

Note: A network security group (NSG) contains a list of security rules that allow or deny network traffic to resources connected to Azure Virtual Networks (VNet). NSGs can be associated to subnets, individual VMs (classic), or individual network interfaces (NIC) attached to VMs (Resource Manager).

Each network security group also contains default security rules.

References:

<https://docs.microsoft.com/en-us/azure/virtual-network/security-overview#default-security-rules>

NEW QUESTION 89

- (Topic 5)

Note: This question is part of a series of questions that present the same scenario. Each question in the series contains a unique solution that might meet the stated goals. Some question sets might have more than one correct solution, while others might not have a correct solution.

After you answer a question in this section, you will NOT be able to return to it. As a result, these questions will not appear in the review screen.

You have an Azure virtual machine named VM1. VM1 was deployed by using a custom Azure Resource Manager template named ARM1.json.

You receive a notification that VM1 will be affected by maintenance. You need to move VM1 to a different host immediately.

Solution: From the Redeploy blade, you click Redeploy. Does this meet the goal?

Yes

A: No

Answer: A

Explanation:

Redeploying the virtual machine moves it to a new host within the same region and availability set. This can help resolve any underlying issues with the current host. Redeploying the virtual machine does not affect the configuration or data on the virtual machine. Then, References: [Redeploy Windows VM to new Azure node]

NEW QUESTION 91

HOTSPOT - (Topic 5)

You have an Azure subscription that contains the resources shown in the following table

Name	Type
ManagementGroup1	Management group
RG1	Resource group
9c8bc1cd-7655-4c66-b3ea-a8ee101d8f75	Subscription ID
Tag1	Tag

In Azure Cloud Shell, you need to create a virtual machine by using an Azure Resource Manager (ARM) template.

How should you complete the command? To answer, select the appropriate options in the answer area,

NOTE: Each correct selection is worth one point.

```
$adminPassword = Read-Host -Prompt "Enter the administrator password" -AsSecureString
```

New-AzVm
New-AzResource
New-AzTemplateSpec
New-AzResourceGroupDeployment

-Tag Tag1 '
-ResourceGroupName RG1 '
-GroupName ManagementGroup1 '
-Subscription 9c8bc1cd-7655-4c66-b3ea-a8ee101d8f75

```
- TemplateUri "https://raw.githubusercontent.com/Azure/azure-quickstart-templates/master/101-vm-simple-windows/azuredeploy.json" '  
- adminUsername LocalAdministrator -adminPassword $adminPassword -dnsLabelPrefix ContosoVM1
```

A. Mastered

B. Not Mastered

Answer: A

Explanation:

NEW QUESTION 95

HOTSPOT - (Topic 5)

You have an Azure Storage account named storage1 that uses Azure Blob storage and Azure File storage.

You need to use AzCopy to copy data to the blob storage and file storage in storage1. Which authentication method should you use for each type of storage? To answer, select

the appropriate options in the answer area.

NOTE: Each correct selection is worth one point.

Blob storage:

	▼
Azure Active Directory (Azure AD) only	
Shared access signatures (SAS) only	
Access keys and shared access signatures (SAS) only	
Azure Active Directory (Azure AD) and shared access signatures (SAS) only	
Azure Active Directory (Azure AD), access keys, and shared access signatures (SAS)	

File storage:

	▼
Azure Active Directory (Azure AD) only	
Shared access signatures (SAS) only	
Access keys and shared access signatures (SAS) only	
Azure Active Directory (Azure AD) and shared access signatures (SAS) only	
Azure Active Directory (Azure AD), access keys, and shared access signatures (SAS)	

A. Mastered

B. Not Mastered

Answer: A

Explanation:

You can provide authorization credentials by using Azure Active Directory (AD), or by using a Shared Access Signature (SAS) token.

Box 1:

Both Azure Active Directory (AD) and Shared Access Signature (SAS) token are supported for Blob storage.

Box 2:

Only Shared Access Signature (SAS) token is supported for File storage.

NEW QUESTION 100

HOTSPOT - (Topic 5)

You plan to create an Azure Storage account in the Azure region of East US 2. You need to create a storage account that meets the following requirements:

? Replicates synchronously

? Remains available if a single data center in the region fails

How should you configure the storage account? To answer, select the appropriate options in the answer area.

NOTE: Each correct selection is worth one point.

Answer Area

Replication:

	▼
Geo-redundant storage (GRS)	
Locally-redundant storage (LRS)	
Read-access geo-redundant storage (RA GRS)	
Zone-redundant storage (ZRS)	

Account kind:

	▼
Blob storage	
Storage (general purpose v1)	
StorageV2 (general purpose v2)	

A. Mastered

B. Not Mastered

Answer: A

Explanation:

Box 1: Zone-redundant storage (ZRS)

Zone-redundant storage (ZRS) replicates your data synchronously across three storage clusters in a single region.

LRS would not remain available if a data center in the region fails GRS and RA GRS use asynchronous replication.

Box 2: StorageV2 (general purpose V2) ZRS only support GPv2.

References:

<https://docs.microsoft.com/en-us/azure/storage/common/storage-redundancy> <https://docs.microsoft.com/en-us/azure/storage/common/storage-redundancy-zrs>

NEW QUESTION 103

- (Topic 5)

You have an Azure subscription that contains an Azure Storage account.

You plan to create an Azure container instance named container1 that will use a Docker image named Image1. Image1 contains a Microsoft SQL Server instance that requires persistent storage.

You need to configure a storage service for Container1. What should you use?

- A. Azure Files
- B. Azure Blob storage
- C. Azure Queue storage
- D. Azure Table storage

Answer: A

Explanation:

<https://azure.microsoft.com/en-us/blog/persistent-docker-volumes-with-azure-file-storage/>

NEW QUESTION 105

- (Topic 5)

You have a Recovery Service vault that you use to test backups. The test backups contain two protected virtual machines.

You need to delete the Recovery Services vault. What should you do first?

- A. From the Recovery Service vault, stop the backup of each backup item.
- B. From the Recovery Service vault, delete the backup data.
- C. Modify the disaster recovery properties of each virtual machine.
- D. Modify the locks of each virtual machine.

Answer: A

Explanation:

You can't delete a Recovery Services vault if it is registered to a server and holds backup data. If you try to delete a vault, but can't, the vault is still configured to receive backup data.

Remove vault dependencies and delete vault

In the vault dashboard menu, scroll down to the Protected Items section, and click Backup Items. In this menu, you can stop and delete Azure File Servers, SQL Servers in Azure VM, and Azure virtual machines.

References: <https://docs.microsoft.com/en-us/azure/backup/backup-azure-delete-vault>

NEW QUESTION 106

- (Topic 5)

You have an Azure subscription that contains 20 virtual machines, a network security group (NSG) named NSG1, and two virtual networks named VNET1 and VNET2 that are peered.

You plan to deploy an Azure Bastion Basic SKU host named Bastion1 to VNET1. You need to configure NSG1 to allow inbound access from the internet to Bastion1.

Which port should you configure for the inbound security rule?

- A. 22
- B. 443
- C. 3389
- D. 8080

Answer: B

Explanation:

Azure Bastion is a service that provides secure and seamless RDP/SSH connectivity to virtual machines directly over TLS from the Azure portal or via native client. Azure Bastion uses an HTML5 based web client that is automatically streamed to your local device. Your RDP/SSH session is over TLS on port 443. This enables the traffic to traverse firewalls more securely. To allow inbound access from the internet to Bastion1, you need to configure NSG1 to allow port 443 for the inbound security rule. References:

? What is Azure Bastion?

? About Azure Bastion configuration settings

NEW QUESTION 109

- (Topic 5)

You have five Azure virtual machines that run Windows Server 2016. The virtual machines are configured as web servers.

You have an Azure load balancer named LB1 that provides load balancing services for the virtual machines.

You need to ensure that visitors are serviced by the same web server for each request. What should you configure?

- A. Floating IP (direct server return) to Enabled
- B. Idle Time-out (minutes) to 20
- C. Protocol to UDP
- D. Session persistence to Client IP and Protocol

Answer: D

Explanation:

<https://learn.microsoft.com/en-us/azure/load-balancer/distribution-mode-concepts>

Session persistence: Client IP and protocol - Traffic from the same client IP and protocol is routed to the same backend instance

NEW QUESTION 113

- (Topic 5)

You plan to move a distributed on-premises app named App1 to an Azure subscription. After the planned move, App1 will be hosted on several Azure virtual machines.

You need to ensure that App1 always runs on at least eight virtual machines during planned Azure maintenance.

What should you create?

- ☐ A. one virtual machine scale set that has 10 virtual machines instances
- ☒ B. one Availability Set that has three fault domains and one update domain
- ☐ C. one Availability Set that has 10 update domains and one fault domain
- ☐ D. one virtual machine scale set that has 12 virtual machines instances

Answer: A

Explanation:

A virtual machine scale set is a group of identical virtual machines that are centrally managed, configured, and updated¹. A virtual machine scale set can automatically increase or decrease the number of virtual machine instances in response to demand or a defined schedule². A virtual machine scale set also provides high availability and fault tolerance by distributing the virtual machine instances across multiple fault domains and update domains³.

A fault domain is a logical group of underlying hardware that share a common power source and network switch. A fault domain can fail due to hardware or software failures, power outages, or network interruptions⁴. A virtual machine scale set can have up to five fault domains in a region.

An update domain is a logical group of underlying hardware that can undergo maintenance or be rebooted at the same time. An update domain can be affected by planned events, such as OS updates, application updates, or configuration changes⁴. A virtual machine scale set can have up to 20 update domains in a region.

By creating a virtual machine scale set that has 10 virtual machine instances, you can ensure that App1 always runs on at least eight virtual machines during planned Azure maintenance. This is because the default configuration of a virtual machine scale set is to have five fault domains and five update domains. This means that at any given time, only one fault domain or one update domain can be unavailable due to maintenance or failure. Therefore, at least eight out of 10 virtual machine instances will be available to run App1. An availability set is another option for providing high availability and fault tolerance for your virtual machines. An availability set is a logical grouping of two or more virtual machines that are deployed across multiple fault domains and update domains. However, an availability set does not provide automatic scaling of resources or load balancing of traffic. You need to manually create and manage the number of virtual machine instances in an availability set.

Therefore, a virtual machine scale set is a better option than an availability set for your scenario. To create a virtual machine scale set, you can follow these steps:

? Sign in to the Azure portal.

? Select Create a resource > Compute > Virtual machine scale set.

? On the Basics tab, enter a name for your scale set, select your subscription and resource group, select Windows Server 2019 as the image type, and enter a username and password for the administrator account.

? On the Instance details tab, select the region where you want to deploy your scale set, select the size of the virtual machine instances, and enter 10 as the initial instance count.

? On the Scaling tab, configure the scaling policy for your scale set based on metrics or schedule.

? On the Load balancing tab, configure the load balancer for your scale set to distribute traffic across the instances.

? On the Management tab, configure the diagnostics settings, automatic OS upgrades, extensions, and backup options for your scale set.

? On the Advanced tab, configure the availability zone, proximity placement group, accelerated networking, host group, and custom script extension options for your scale set.

? On the Tags tab, optionally add tags to your scale set resources.

? On the Review + create tab, review your settings and select Create.

NEW QUESTION 118

HOTSPOT - (Topic 5)

You have an Azure subscription.

You deploy a virtual machine scale set that is configure as shown in the following exhibit.

Create a virtual machine scale set

Basics Disks Networking **Scaling** Management Health Advanced Tags Review + create

An Azure virtual machine scale set can automatically increase or decrease the number of VM instances that run your application. This automated and elastic behavior reduces the management overhead to monitor and optimize the performance of your application. [Learn more about VMSS scaling](#)

Instance

Initial instance count *

Scaling

Scaling policy ☐ Manual ☒ Custom

Minimum number of VMs *

Maximum number of VMs *

Scale out

CPU threshold (%) *

Duration in minutes *

Number of VMs to increase by *

Scale in

CPU threshold (%) *

Number of VMs to decrease by *

Diagnostic logs

Collect diagnostic logs from Autoscale ☒ Disabled ☐ Enabled

Scale-In policy

Configure the order in which virtual machines are selected for deletion during a scale-in operation. [Learn more about scale-in policies.](#)

Scale-in policy

Use the drop-down menus to select the answer choice that answers each questions based on the information presented in the graphic.
NOTE: Each correct selection is worth one point.

Answer Area

At 9:00 AM, the scale set starts and CPU utilization is 90 percent for 15 minutes. How many virtual machine instances will be running at 9:15 AM?

2
3
4
5

At 10:00 AM, the scale set has five virtual machine instances running and CPU utilization falls to less than 15 percent for 60 minutes. How many virtual machine instances will be running at 11:00 AM?

1
2
3
4

- A. Mastered
B. Not Mastered

Answer: A

Explanation:

Box-1 : 3

Initial starts 2 VM's 15 minutes have passed. at 10 minutes 1 VM was added we now have 3 VM's. Cool down is 5 Minutes before another 10 minute wait cycle starts so the answer is 3.

Box-2: 1

Initial 5 VM's 60 minutes Pass. 1 VM removed every 15 minute cycle. 10 minutes wait timer plus 5 minute cool down equals 15 minutes cycle. Four 15 minute cycles pass equaling 60 minutes removing 4 VM's. We have 1 VM left.

Default Scale in and Out Default Durations are 10 minutes with 5 minute cool down. The default scale set settings in Azure are:

- Minimum number of instances 1
- Maximum number of instances 10
- Scale out CPU threshold (%) 75
- Duration in minutes 10
- Number of instances to increase by 1
- Scale in CPU threshold (%) 25
- Number of instances to decrease by -1

<https://learn.microsoft.com/en-us/azure/virtual-machine-scale-sets/virtual-machine-scale-sets-autoscale-portal#create-a-rule-to-automatically-scale-in>

NEW QUESTION 119

HOTSPOT - (Topic 5)

You have an Azure subscription.
You create the following file named Deploy.json.

```
{
  "sku": {
    "name": "Premium_LRS"
  },
  "kind": "StorageV2",
  "properties": {},
  "copy": {
    "name": "storagecopy",
    "count": 3
  }
}
```

You connect to the subscription and run the following commands.

```
New-AzResourceGroup -Name RG1 -Location "centralus"
New-AzResourceGroupDeployment -ResourceGroupName RG1 -TemplateFile "deploy.json"
```

For each of the following statements, select Yes if the statement is true. Otherwise, select No.
NOTE: Each correct selection is worth one point.

Statements	Yes	No
The commands will create four new resources.	<input type="radio"/>	<input type="radio"/>
The commands will create storage accounts in the West US Azure region.	<input type="radio"/>	<input type="radio"/>
The first storage account that is created will have a prefix of 0.	<input type="radio"/>	<input type="radio"/>

- A. Mastered
- B. Not Mastered

Answer: A

Explanation:

Statements	Yes	No
The commands will create four new resources.	<input checked="" type="radio"/>	<input type="radio"/>
The commands will create storage accounts in the West US Azure region.	<input type="radio"/>	<input checked="" type="radio"/>
The first storage account that is created will have a prefix of 0.	<input checked="" type="radio"/>	<input type="radio"/>

NEW QUESTION 124

- (Topic 5)
You have an Azure App Service app named App1 that contains two running instances. You have an autoscale rule configured as shown in the following exhibit.

Criteria

Metric namespace *
Standard metrics
Metric name
Memory Percentage
1 minute time grain

Dimension Name
Operator
Dimension Values
Add

Instance
=
All values

If you select multiple values for a dimension, autoscale will aggregate the metric across the selected values, not evaluate the metric for each values individually.

70%
60%
50%
40%
10:40 AM
10:45 AM
UTC-06:00

MemoryPercentage (Average)
39.28 %

☐ Enable metric divide by instance count ⓘ

Operator *
Greater than
Metric threshold to trigger scale action * ⓘ
70
%

Duration (minutes) * ⓘ
15
Time grain (minutes) ⓘ
1

Time grain statistic * ⓘ
Average
Time aggregation * ⓘ
Average

Action

Operation *
Increase count by
Cool down (minutes) * ⓘ
5

instance count *
1

For the Instance limits scale condition setting, you set Maximum to 5. During a 30-minute period, App1 uses 80 percent of the available memory. What is the maximum number of instances for App1 during the 30-minute period?

- A. Mastered
- B. Not Mastered

Answer: A

NEW QUESTION 129

- (Topic 5)

You have an app named App1 that runs on an Azure web app named webapp1.

The developers at your company upload an update of App1 to a Git repository named GUI. Webapp1 has the deployment slots shown in the following table.

Name	Function
webapp1-prod	Production
webapp1-test	Staging

You need to ensure that the App1 update is tested before the update is made available to users.

Which two actions should you perform? Each correct answer presents part of the solution. NOTE: Each correct selection is worth one point.

- A. Swap the slots
- B. Deploy the App1 update to webapp1-prod, and then test the update
- C. Stop webapp1-prod
- D. Deploy the App1 update to webapp1-test, and then test the update
- E. Stop webapp1-test

Answer: AD

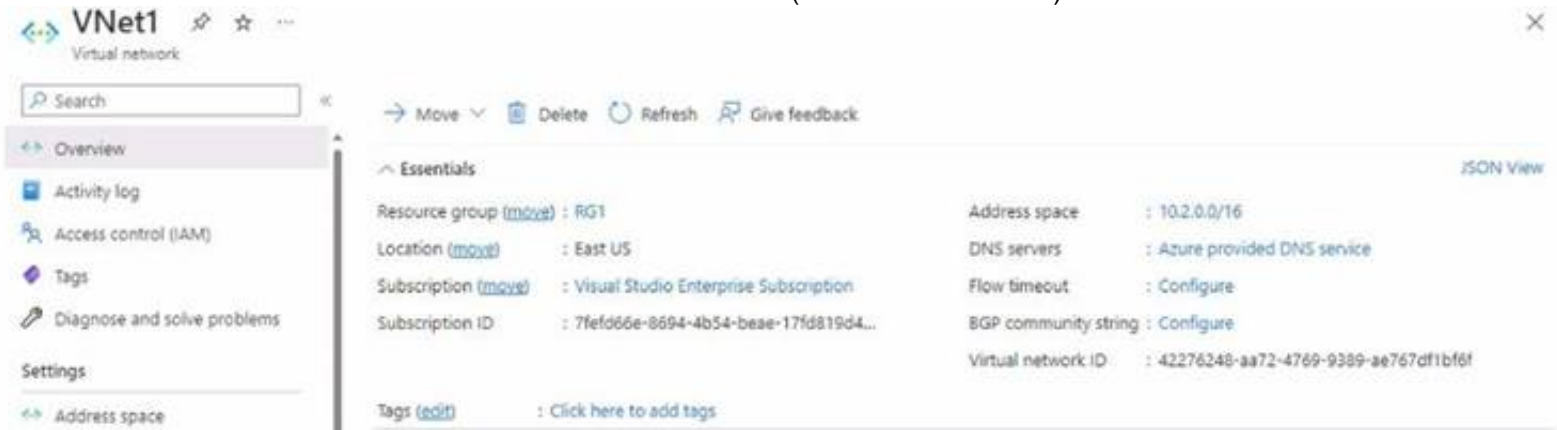
Explanation:

https://docs.microsoft.com/en-us/azure/app-service/deploy-staging-slots

NEW QUESTION 130

- (Topic 5)

You have a virtual network named VNet1 as shown in the exhibit. (Click the Exhibit tab.)



No devices are connected to VNet1.

You plan to peer VNet1 to another virtual network named VNet2. VNet2 has an address space of 10.2.0.0/16.

You need to create the peering. What should you do first?

- A. Configure a service endpoint on VNet2.
- B. Modify the address space of VNet1.
- C. Add a gateway subnet to VNet1.
- D. Create a subnet on VNet1 and VNet2.

Answer: B

Explanation:

To create a peering between two virtual networks, the address spaces of the virtual networks must not overlap. VNet1 has an address space of 10.0.0.0/16, which overlaps with VNet2's address space of 10.2.0.0/16. Therefore, you need to modify the address space of VNet1 to a non-overlapping range, such as 10.1.0.0/16, before you can create the peering. You do not need to configure a service endpoint, add a gateway subnet, or create a subnet on either virtual network for the peering to work. Then, References: [Virtual network peering] [Modify a virtual network's address space]

NEW QUESTION 134

HOTSPOT - (Topic 5)

You have an Azure subscription that contains a storage account named storage1. The subscription is linked to an Azure Active Directory (Azure AD) tenant named contoso.com that syncs to an on-premises Active Directory domain.

The domain contains the security principals shown in the following table.

Name	Type
User1	User
Computer1	Computer

In Azure AD, you create a user named User2.

The storage1 account contains a file share named share1 and has the following configurations.

```
"kind": "StorageV2",
"properties": {
  "azureFilesIdentityBasedAuthentication": {
    "directoryServiceOptions": "AD",
    "activeDirectoryProperties": {
      "domainName": "Contoso.com",
      "netBiosDomainName": "Contoso.com",
      "forestName": "Contoso.com",
    }
  }
}
```

For each of the following statements, select Yes if the statement is true. Otherwise, select No.

NOTE: Each correct selection is worth one point.

Statements	Yes	No
You can assign the Storage File Data SMB Share Contributor role to User1 for share1.	<input type="radio"/>	<input type="radio"/>
You can assign the Storage File Data SMB Share Reader role to Computer1 for share1.	<input type="radio"/>	<input type="radio"/>
You can assign the Storage File Data SMB Share Elevated Contributor role to User2 for share1.	<input type="radio"/>	<input type="radio"/>

- A. Mastered
- B. Not Mastered

Answer: A

Explanation:

Statements	Yes	No
You can assign the Storage File Data SMB Share Contributor role to User1 for share1.	<input type="radio"/>	<input type="radio"/>
You can assign the Storage File Data SMB Share Reader role to Computer1 for share1.	<input type="radio"/>	<input checked="" type="radio"/>
You can assign the Storage File Data SMB Share Elevated Contributor role to User2 for share1.	<input checked="" type="radio"/>	<input type="radio"/>

NEW QUESTION 136

HOTSPOT - (Topic 5)

You have an Azure subscription named Subscription1. Subscription1 contains a virtual machine named VM1.

You install and configure a web server and a DNS server on VM1.

VM1 has the effective network security rules shown in the following exhibit.

Network Interface: **vm1441** Effective security rules Topology

Virtual network/subnet: VNET1/default NIC Public IP: **52.160.123.200** NIC Private IP: **10.0.6.4** Accelerated networking: **Disabled**

Inbound port rules Outbound port rules Application security groups Load balancing

Network security group **VM1-nsg** (attached to network interface: **vm1441**)
Impacts 0 subnets, 1 network interfaces

Add inbound port rule

Priority	Name	Port	Protocol	Source	Destination	Action	
100	Rule2	50-60	Any	Any	Any	Deny	...
300	RDP	3389	TCP	Any	Any	Allow	...
400	Rule1	50-500	Any	Any	Any	Allow	...
65000	AllowVnetInBound	Any	Any	VirtualNetwork	VirtualNetwork	Allow	...
65001	AllowAzureLoadBalancerInBound	Any	Any	AzureLoadBalancer	Any	Allow	...
65500	DenyAllInBound	Any	Any	Any	Any	Deny	...

Use the drop-down menus to select the answer choice that completes each statement based on the information presented in the graphic.

NOTE: Each correct selection is worth one point.

Answer Area

Internet users [answer choice]:

If you delete Rule2, Internet users [answer choice]:

- A. Mastered
B. Not Mastered

Answer: A

Explanation:

A number between 100 and 4096. Rules are processed in priority order, with lower numbers processed before higher numbers, because lower numbers have higher priority. Once traffic matches a rule, processing stops. As a result, any rules that exist with lower priorities (higher numbers) that have the same attributes as rules with higher priorities are not processed. <https://docs.microsoft.com/en-us/azure/virtual-network/network-security-groups-overview>

NEW QUESTION 137

HOTSPOT - (Topic 5)

You have an Azure subscription that contains the virtual networks shown in the following table.

Name	Peered with	DNS server
VNET1	VNET2	Default (Azure-provided)
VNET2	VNET1	10.10.0.4

You have the virtual machines shown in the following table.

Name	IP address	Network interface	Connects to
Server1	10.10.0.4	NIC1	VNET1/Subnet1
Server2	172.16.0.4	NIC2	VNET1/Subnet2
Server3	192.168.0.4	NIC3	VNET2/Subnet2

You have the virtual network interfaces shown in the following table.

Name	DNS server
NIC1	Inherit from virtual network
NIC2	10.10.0.4
NIC3	Inherit from virtual network

Server1 is a DNS server that contains the resources shown in the following table.

Name	Type	Value
contoso.com	Primary DNS zone	Not applicable
Host1.contoso.com	A record	131.107.10.15

You have an Azure private DNS zone named contoso.com that has a virtual network link to VNET2 and the records shown in the following table.

Name	Type	Value
Host1	A record	131.107.200.20
Host2	A record	131.107.50.50

For each of the following statements, select Yes if the statement is true. Otherwise, select No.

NOTE: Each correct selection is worth one point.

Statements	Yes	No
Server2 resolves host2.contoso.com to 131.107.50.50.	<input type="radio"/>	<input type="radio"/>
Server2 resolves host1.contoso.com to 131.107.10.15.	<input type="radio"/>	<input type="radio"/>
Server3 resolves host2.contoso.com to 131.107.50.50.	<input type="radio"/>	<input type="radio"/>

- A. Mastered
- B. Not Mastered

Answer: A

Explanation:

NEW QUESTION 139

- (Topic 5)

You have an Azure subscription named Subscription1 that contains the storage accounts shown in the following table:

Name	Account kind	Azure service that contains data
storage1	Storage	File
storage2	StorageV2 (general purpose v2)	File, Table
storage3	StorageV2 (general purpose v2)	Queue
storage4	BlobStorage	Blob

You plan to use the Azure Import/Export service to export data from Subscription1. Which account can be used to export the data. What should you identify?

- A. storage1
- B. storage2
- C. storage3
- D. storage4

Answer: D

Explanation:

Azure Import/Export service supports the following of storage accounts:

Standard General Purpose v2 storage accounts (recommended for most scenarios) Blob Storage accounts

General Purpose v1 storage accounts (both Classic or Azure Resource Manager deployments),

Azure Import/Export service supports the following storage types: Import supports Azure Blob storage and Azure File storage Export supports Azure Blob storage.

Azure Files not supported.

Only storage4 can be exported.

Reference:

<https://docs.microsoft.com/en-us/azure/storage/common/storage-import-export-requirements>

NEW QUESTION 142

HOTSPOT - (Topic 5)

You have an Azure subscription.

You need to deploy a virtual machine by using an Azure Resource Manager (ARM) template.

How should you complete the template? To answer, select the appropriate options in the answer area.

NOTE: Each correct selection is worth one point.

Answer Area

```
{
  "$schema": "https://schema.management.azure.com/schemas/2015-01-01/deploymentTemplate.json#",
  ...
  "type": "Microsoft.Compute/virtualMachines",
  ...
  "dependsOn": [
    "[
      reference
      resourceId
      Union
    ]",
    ...
  ],
  "properties": {
    "storageProfile": {
      "imageReference": {
        "publisher": "MicrosoftWindowsServer",
        "offer": "WindowsServer",
        "sku": "2019-Datacenter",
        "version": "latest"
      },
      ...
    }
  }
}
```

- A. Mastered
- B. Not Mastered

Answer: A

Explanation:

- dependsON: resourceID
 - storageProfile: ImageReference Reference :
<https://learn.microsoft.com/en-us/azure/azure-resource-manager/templates/resource-dependency#dependson>
<https://learn.microsoft.com/en-us/javascript/api/@azure/arm-compute/storageprofile?view=azure-node-latest>

NEW QUESTION 147

- (Topic 5)
 You have an Azure subscription.
 Users access the resources in the subscription from either home or from customer sites. From home, users must establish a point-to-site VPN to access the Azure resources. The users on the customer sites access the Azure resources by using site-to-site VPNs.
 You have a line-of-business app named App1 that runs on several Azure virtual machine. The virtual machines run Windows Server 2016.
 You need to ensure that the connections to App1 are spread across all the virtual machines.
 What are two possible Azure services that you can use? Each correct answer presents a complete solution.
 NOTE: Each correct selection is worth one point.

- A. a public load balancer
- B. Traffic Manager
- C. an Azure Content Delivery Network (CDN)
- D. an internal load balancer
- E. an Azure Application Gateway

Answer: DE

Explanation:

Line of Business WebAPP works on VMs need internal load balancer. So D is needed. Then deploy WebAPP on VMs, check the link.
<https://docs.microsoft.com/en-us/azure/application-gateway/quick-create-portal> So B is needed as well. The original answer is not accomplished.

NEW QUESTION 152

HOTSPOT - (Topic 5)
 You have an Azure subscription named Subscription1 that contains a virtual network named VNet1. You add the users in the following table.

User	Role
User1	Owner
User2	Security Admin
User3	Network Contributor

Which user can perform each configuration? To answer select the appropriate options in the answer area. NOTE: Each correct selection is worth one point.

Answer Area

Add a subnet to VNet1:

User1 and User3 only

User1 only

User3 only

User1 and User3 only

User2 and User3 only

User1, User2, and User3

Assign a user the Reader role to VNet1:

User1 only

User1 only

User2 only

User3 only

User1 and User2 only

User2 and User3 only

User1, User2, and User3

- A. Mastered
- B. Not Mastered

Answer: A

Explanation:

User1 - The Owner Role lets you manage everything, including access to resources.
User3 - The Network Contributor role lets you manage networks, including creating subnets.
User2 - The Security Admin role can view security policies, view security states, edit security policies, view alerts and recommendations, dismiss alerts and recommendations.

NEW QUESTION 156

DRAG DROP - (Topic 5)

You have an Azure subscription that contains virtual machine named VM1.
You need to back up VM. The solution must ensure that backups are stored across three availability zones in the primary region.
Which three actions should you perform in sequence? To answer, move the appropriate actions from the list of actions to the answer area and arrange them in the correct order.

Actions

Set Replication to Zone-redundant storage (ZRS).

Configure a replication policy.

Set Replication to Locally-redundant storage (LRS).

For VM1, create a backup policy and configure the backup.

Create a Recovery Services vault.

Answer Area

- A. Mastered
- B. Not Mastered

Answer: A

Explanation:

According to 1, Availability Zones are unique physical locations within an Azure region that provide high availability and disaster recovery for your virtual machines. To back up your VM across three availability zones in the primary region, you need to perform the following actions in sequence:
? Create a Recovery Services vault2 that will store your backups and enable geo-redundancy for cross-region protection.
? For VM1, create a backup policy and configure the backup2 to use the Recovery Services vault as the backup destination.
? Configure a replication policy1 that will replicate your VM1 to another availability zone in the same region.

NEW QUESTION 157

HOTSPOT - (Topic 5)

You plan to use Azure Network Watcher to perform the following tasks:
? Task1: Identify a security rule that prevents a network packet from reaching an Azure virtual machine
? Task2: Validate outbound connectivity from an Azure virtual machine to an external host
Which feature should you use for each task? To answer, select the appropriate options in the answer area.
NOTE: Each correct selection is worth one point.

Task1:

IP flow verify
Next hop
Packet capture
Security group view
Traffic Analytics

Task2:

Connection troubleshoot
IP flow verify
Next hop
NSG flow logs
Traffic Analytics

- A. Mastered
 B. Not Mastered

Answer: A

Explanation:

Task 1: IP flow verify

The IP flow verify capability enables you to specify a source and destination IPv4 address, port, protocol (TCP or UDP), and traffic direction (inbound or outbound). IP flow verify then tests the communication and informs you if the connection succeeds or fails. If the connection fails, IP flow verify tells you which security rule allowed or denied the communication, so that you can resolve the problem.

Task 2: Connection troubleshoot

The connection troubleshoot capability enables you to test a connection between a VM and another VM, an FQDN, a URI, or an IPv4 address. The test returns similar information returned when using the connection monitor capability, but tests the connection at a point in time, rather than monitoring it over time.

NEW QUESTION 160

- (Topic 5)

You have an Azure subscription that contains a storage account named account1.

You plan to upload the disk files of a virtual machine to account1 from your on-premises network. The on-premises network uses a public IP address space of 131.107.1.0/24.

You plan to use the disk files to provision an Azure virtual machine named VM1. VM1 will be attached to a virtual network named VNet1. VNet1 uses an IP address space of 192.168.0.0/24.

You need to configure account1 to meet the following requirements:

- Ensure that you can upload the disk files to account1.
- Ensure that you can attach the disks to VM1.
- Prevent all other access to account1.

Which two actions should you perform? Each correct answer presents part of the solution. NOTE: Each correct selection is worth one point.

- A. From the Networking blade of account1, select Selected networks
 B. From the Service endpoints blade of VNet1, add a service endpoint.
 C. From the Networking blade of account11, add the 131.107.1.0/24 IP address range.
 D. From the Networking blade of account1. select Allow trusted Microsoft services to access this storage account
 E. From the Networking blade of account1, add VNet1.

Answer: AE

Explanation:

To restrict access to account1, you need to enable the firewall and virtual network settings on the storage account. This allows you to specify which networks can access the storage account. By selecting Selected networks, you can block all access from the public internet and only allow access from the specified networks. By adding VNet1, you can allow access from the virtual network that contains VM1. You do not need to add the on-premises IP address range or enable the service endpoint option, as these are not required for uploading the disk files to the storage account. You do not need to allow trusted Microsoft services, as this is not relevant for the scenario. Then, References: [Configure Azure Storage firewalls and virtual networks] [Upload a generalized VHD to Azure]

NEW QUESTION 165

HOTSPOT - (Topic 5)

You plan to deploy the following Azure Resource Manager (ARM) template.


```
{
  "$schema": "https://schema.management.azure.com/schemas/2015-01-01/deploymentTemplate.json#",
  "contentVersion": "1.0.0.0",
  "parameters": {},
  "variables": {
    "vnetId": "[resourceId('Microsoft.Network/virtualNetworks/', 'VNET1')]",
    "lbId": "[resourceId('Microsoft.Network/loadBalancers/', 'LB1')]",
    "sku": "Standard",
    "netname": "APP1"
  },
  "resources": [
    {
      "apiVersion": "2017-08-01",
      "type": "Microsoft.Network/loadBalancers",
      "name": "LB1",
      "location": "EastUS",
      "sku": {
        "name": "[variables('sku')]"
      },
      "properties": {
        "frontendIPConfigurations": [
          {
            "name": "[variables('netname')]",
            "id": "[concat(variables('vnetId'), '/subnets/', variables('netname'))]"
          }
        ],
        "backendAddressPools": [
          {
            "name": "[variables('netname')]-Servers",
            "id": "[concat(variables('lbId'), '/backendAddressPools/', variables('netname'), '-Servers')]"
          }
        ],
        "probes": [
          {
            "name": "probe",
            "properties": {
              "protocol": "Tcp",
              "port": 8080,
              "intervalInSeconds": 15,
              "numberOfProbes": 2
            }
          }
        ],
        "loadDistribution": "SourceIPProtocol"
      }
    }
  ],
  "loadBalancingRules": [
    {
      "name": "[variables('netname')]-Rule",
      "id": "[concat(variables('lbId'), '/loadBalancingRules/', variables('netname'))]",
      "properties": {
        "frontendIPConfiguration": "[variables('netname')]",
        "backendAddressPool": "[variables('netname')]-Servers",
        "probe": "[variables('netname')]-probe"
      }
    }
  ]
}
```

For each of the following statements, select Yes . Otherwise, select No. NOTE: Each correct selection is worth one point.

Statements	Yes	No
LB1 will be connected to a subnet named VNET1/netname.	<input type="radio"/>	<input type="radio"/>

LB1 can be deployed only to the resource group that contains VNET1.	<input type="radio"/>	<input type="radio"/>
---	-----------------------	-----------------------

The value of the sku variable can be provided as a parameter when the template is deployed	<input type="radio"/>	<input type="radio"/>
--	-----------------------	-----------------------

Answer:

Statements	Yes	No
LB1 will be connected to a subnet named VNET1/netname.	<input checked="" type="radio"/>	<input type="radio"/>

LB1 can be deployed only to the resource group that contains VNET1.	<input type="radio"/>	<input checked="" type="radio"/>
---	-----------------------	----------------------------------

The value of the sku variable can be provided as a parameter when the template is deployed	<input type="radio"/>	<input checked="" type="radio"/>
--	-----------------------	----------------------------------

A. Mastered
B. Not Mastered

Answer: A

Explanation:

? LB1 will be connected to a subnet named LB1 in VNET1. Yes, this is correct. The template specifies that the load balancer resource named LB1 has a property called frontendIPConfigurations, which defines the subnet where the load balancer is located. The value of this property is a reference to the resource ID of the subnet named LB1 in VNET1. You can see this reference in line 38 of the template1.

? LB1 can be deployed only to the resource group that contains VNET1. No, this is not correct. The template does not specify a resource group for the load balancer resource, which means it can be deployed to any resource group in the same

subscription as VNET1. However, if you want to deploy the load balancer to a specific resource group, you can add a property called resourceGroup to the reference of the subnet in line 382.

? The value of the sku variable can be provided as a parameter when the template is deployed. No, this is not correct. The template defines the sku variable as a constant value of "Standard" in line 9. This means that the value cannot be changed or overridden by a parameter when the template is deployed. If you want to make the sku value configurable, you need to change the variable definition to a parameter definition, and use the parameter reference instead of the variable reference in line 363.

NEW QUESTION 168

HOTSPOT - (Topic 5)

You have the role assignment file shown in the following exhibit.

```
[
  {
    "RoleAssignmentId": "e3108585-0e5d-4572-91a3-aa5d2df73999",
    "Scope": "/subscriptions/fb960108-fcdc-499b-886e-d9c31d3f26ff",
    "DisplayName": "User1",
    "SignInName": "User1@contoso.onmicrosoft.com",
    "RoleDefinitionName": "Owner",
    ...
  },
  {
    "RoleAssignmentId": "3bab4763-16a9-4d5d-9fcd-eee0cc31a21e",
    "Scope": "/subscriptions/fb960108-fcdc-499b-886e-d9c31d3f26ff/resourceGroups/RG2",
    "DisplayName": "User2",
    "SignInName": "User2@contoso.onmicrosoft.com",
    "RoleDefinitionName": "Owner",
    ...
  },
  {
    "RoleAssignmentId": "a071c023-40a3-4b7f-8680-1109b40270c5",
    "Scope": "/subscriptions/fb960108-fcdc-499b-886e-d9c31d3f26ff/resourceGroups/RG1/providers/Microsoft.Compute/virtualMachines/VM1",
    "DisplayName": "User3",
    "SignInName": "User3@contoso.onmicrosoft.com",
    "RoleDefinitionName": "Owner",
    ...
  },
  {
    "RoleAssignmentId": "c5b9e7da-76d4-4888-93b5-8afb2bb780b4",
    "Scope": "/subscriptions/fb960108-fcdc-499b-886e-d9c31d3f26ff/resourceGroups/RG1",
    "DisplayName": "User4",
    "SignInName": "User4@contoso.onmicrosoft.com",
    "RoleDefinitionName": "Contributor",
    ...
  }
]
```

Use the drop-down menus to select the answer choice that completes
Use the drop-down menus to select the answer choice that completes each statement based on the information presented in the graphic.
NOTE: Each correct selection is worm one point.

Answer Area

[Answer choice] assigned the Owner role for VM1.

User3 is
User3 and User4 are
User1 and User3 are
User1, User3, and User4 are
User1, User2, User3, and User4 are

[Answer choice] can create a virtual machine in RG1.

User1 and User4
User1, User2, and User3
User1, User2, and User4
User1, User3, and User4
User1, User2, User3, and User4

- A. Mastered
- B. Not Mastered

Answer: A

Explanation:

Answer Area

[Answer choice] assigned the Owner role for VM1.

User3 is
User3 and User4 are
User1 and User3 are
User1, User3, and User4 are
User1, User2, User3, and User4 are

[Answer choice] can create a virtual machine in RG1.

User1 and User4
User1, User2, and User3
User1, User2, and User4
User1, User3, and User4
User1, User2, User3, and User4

NEW QUESTION 169

- (Topic 5)

You have an Azure subscription that contains the resources shown in the following table.

Name	Type
storage1	Storage account
container1	Blob container
table1	Storage table

You need to perform the tasks shown in the following table.

Name	Task
Task1	Create a new storage account.
Task2	Upload an append blob to container1.
Task3	Create a file share in storage1.
Task4	Add data to table1.

Which tasks can you perform by using Azure Storage Explorer?

- A. Task1 and Task3 only
- B. Task1, Task2, and Task3 only
- C. Task1, Task3, and Task4 only
- D. Task2, Task3, and Task4 only
- E. Task1, Task2, Task3, and Task4

Answer: D

NEW QUESTION 172

- (Topic 5)

You have an Azure AD tenant named adatum.com that contains the groups shown in the following table.

Name	Member of
Group1	None
Group2	Group1
Group3	Group2

Adatum.com contains the users shown in the following table.

Name	Member of
User1	Group1
User2	Group2
User3	Group3
User4	None

You assign the Azure AD Premium P2 license to Group 1 and User4. Which users are assigned the Azure AD Premium P2 license?

- A. User4 only
- B. User1 and User4 only
- C. User1, User2, and User4 only
- D. User1, User2, User3, and User4

Answer: B

Explanation:

? According to the Microsoft documentation, when you assign a license to a group, all members of that group are automatically assigned the license. However, if a user is already assigned the same license directly or through another group, the license is not duplicated.

? In your scenario, you assigned the Azure AD Premium P2 license to Group1 and User4. This means that all members of Group1, which are User1 and User2, will also get the license. User4 will get the license directly.

? User3 will not get the license because they are not a member of Group1 or assigned the license directly.

? Therefore, the users who are assigned the Azure AD Premium P2 license are
User1, User2, and User4 only.

NEW QUESTION 177

HOTSPOT - (Topic 5)

You have an Azure subscription that contains the Azure virtual machines shown in the following table.

Name	Operating system	Subnet	Virtual network
VM1	Windows Server 2019	Subnet1	VNET1
VM2	Windows Server 2019	Subnet2	VNET1
VM3	Red Hat Enterprise Linux 7.7	Subnet3	VNET1

You configure the network interfaces of the virtual machines to use the settings shown in the following table

Name	DNS server
VM1	None
VM2	192.168.10.15
VM3	192.168.10.15

From the settings of VNET1, you configure the DNS servers shown in the following exhibit.

DNS servers ⓘ

☐ Default (Azure-provided)

☒ Custom

193.77.134.10 ...

Add DNS server ...

The virtual machines can successfully connect to the DNS server that has an IP address of 192.168.10.15 and the DNS server that has an IP address of 193.77.134.10.
For each of the following statements, select Yes if the statement is true. Otherwise, select No.

	Yes	No
VM1 connects to 193.77.134.10 for DNS queries.	<input type="radio"/>	<input type="radio"/>
VM2 connects to 193.77.134.10 for DNS queries.	<input type="radio"/>	<input type="radio"/>
VM3 connects to 192.168.10.15 for DNS queries.	<input type="radio"/>	<input type="radio"/>

Answer:

	Yes	No
VM1 connects to 193.77.134.10 for DNS queries.	<input checked="" type="radio"/>	<input type="radio"/>
VM2 connects to 193.77.134.10 for DNS queries.	<input type="radio"/>	<input checked="" type="radio"/>
VM3 connects to 192.168.10.15 for DNS queries.	<input checked="" type="radio"/>	<input type="radio"/>

- A. Mastered
- B. Not Mastered

Answer: A

Explanation:

Box 1: Yes
You can specify DNS server IP addresses in the VNet settings. The setting is applied as the default DNS server(s) for all VMs in the VNet.
Box 2: No
You can set DNS servers per VM or cloud service to override the default network settings.
Box 3: Yes
You can set DNS servers per VM or cloud service to override the default network settings.

NEW QUESTION 178

HOTSPOT - (Topic 5)

You have an Azure subscription that contains the resource groups shown in the following table.

Name	Location
RG1	East US
RG2	West US

You create the following Azure Resource Manager (ARM) template named deploy.json.

```
{
  "$schema": "https://schema.management.azure.com/schemas/2015-01-01/deploymentTemplate.json#",
  "contentVersion": "1.0.0.0",
  "parameters": {},
  "variables": {},
  "resources": [
    {
      "type": "Microsoft.Resources/resourceGroups",
      "apiVersion": "2018-05-01",
      "location": "eastus",
      "name": "[concat('RG', copyIndex())]",
      "copy": {
        "name": "copy",
        "count": 4
      }
    }
  ],
  "outputs": {}
}
```

You deploy the template by running the following cmdlet.

Item-AzSubscriptionDeployment -location -Template file deploy.json For each or the following statements, select Yes if the statement is true. Otherwise, select No.

NOTE: Each correct selection is worth one point.

Answer Area

Statements	Yes	No
The commands will create four new resources.	<input type="radio"/>	<input type="radio"/>
The commands will create storage accounts in the West US Azure region.	<input type="radio"/>	<input type="radio"/>
The first storage account that is created will have a prefix of 0.	<input type="radio"/>	<input type="radio"/>

Answer:

Answer Area

Statements	Yes	No
The commands will create four new resources.	<input checked="" type="radio"/>	<input type="radio"/>
The commands will create storage accounts in the West US Azure region.	<input type="radio"/>	<input checked="" type="radio"/>
The first storage account that is created will have a prefix of 0.	<input checked="" type="radio"/>	<input type="radio"/>

- A. Mastered
- B. Not Mastered

Answer: A

NEW QUESTION 183

HOTSPOT - (Topic 5)

You have an Azure subscription named Sub1 that contains the resources shown in the following table.

Name	Description
RG1	Resource group
Action1	Action group that sends an email message to admin1@contoso.com

Sub1 contains the following alert rule:

- Name: Alert1
- Scope: All resource groups in Sub1
- Condition: All administrative operations
- Actions: Action1

Sub1 contains the following alert processing rule:

- Name: Rule1
- Scope: Sub1
- Rule type: Suppress notifications
- Apply the rule: On a specific time
- Start: August 10, 2022
- End: August 13, 2022

For each of the following statements, select Yes if the statement is true. Otherwise, select No.

NOTE: Each correct selection is worth one point.

Answer Area

Statements	Yes	No
If you create a resource group in Sub1 on August 11, 2022, Alert1 is listed in the Azure portal.	<input type="radio"/>	<input type="radio"/>
If you create a resource group in Sub1 on August 12, 2022, an email message is sent to admin1@contoso.com.	<input type="radio"/>	<input type="radio"/>
If you add a tag to RG1 on August 15, 2022, an email message is sent to admin1@contoso.com.	<input type="radio"/>	<input type="radio"/>

- A. Mastered
- B. Not Mastered

Answer: A

Explanation:

<https://learn.microsoft.com/en-us/azure/azure-monitor/alerts/alerts-processing-rules?tabs=portal#what-should-this-rule-do> **Suppression:** This action removes all the action groups from the affected fired alerts. So, the fired alerts won't invoke any of their action groups, not even at the end of the maintenance window. Those fired alerts will still be visible when you list your alerts in the portal, Azure Resource Graph, API, or PowerShell.

The alert rule named Alert1 has a scope of all resource groups in Sub1 and includes all future resources. This means that any administrative operation performed on any resource group in Sub1 will trigger the alert rule. The condition of the alert rule is all administrative operations, which includes creating a resource group1. Therefore, if you create a resource group in Sub1 on August 11, 2022, Alert1 will be fired and listed in the Azure portal.

? The alert processing rule named Rule1 has a scope of Sub1 and a rule type of suppress notifications. This means that any alert fired in Sub1 will have its notifications suppressed by the rule. The rule applies on a specific time range from August 10, 2022 to August 13, 2022. Therefore, if you create a resource group in Sub1 on August 12, 2022, Alert1 will be fired but no email message will be sent to admin1@contoso.com because of Rule1.

? The alert processing rule named Rule1 does not apply after August 13, 2022.

Therefore, if you add a tag to RG1 on August 15, 2022, Alert1 will be fired and an email message will be sent to admin1@contoso.com as specified by the action group Action1.

NEW QUESTION 186

- (Topic 5)

You have an Azure subscription that contains a virtual machine named VM1 and an Azure function named App1. You need to create an alert rule that will run App1 if VM1 stops. What should you create for the alert rule?

- A. a security group that has dynamic device membership
- B. an action group
- C. an application security group
- D. an application group

Answer: B

Explanation:

<https://learn.microsoft.com/en-us/azure/azure-monitor/alerts/alerts-create-new-alert-rule> You create an alert rule by combining:

- The resources to be monitored.
- The signal or telemetry from the resource.
- Conditions.

Then you define these elements for the resulting alert actions by using:

- Alert processing rules
- Action groups

NEW QUESTION 187

- (Topic 5)

Your company has an Azure subscription named Subscription1.

The company also has two on-premises servers named Server1 and Server2 that run Windows Server 2016. Server1 is configured as a DNS server that has a primary DNS zone named adatum.com. Adatum.com contains 1,000 DNS records.

You manage Server1 and Subscription1 from Server2. Server2 has the following tools installed:

- ? The DNS Manager console
- ? Azure PowerShell
- ? Azure CLI 2.0

You need to move the adatum.com zone to Subscription1. The solution must minimize administrative effort.

What should you use?

- A. Mastered
- B. Not Mastered

Answer: A

Explanation:

Azure DNS supports importing and exporting zone files by using the Azure command-line interface (CLI). Zone file import is not currently supported via Azure PowerShell or the Azure portal.

References: <https://docs.microsoft.com/en-us/azure/dns/dns-import-export>

NEW QUESTION 191

- (Topic 5)

You have an Azure subscription.

You plan to migrate 50 virtual machines from VMware vSphere to the subscription. You create a Recovery Services vault.

What should you do next?

- A. Configure an extended network.
- B. Create a recovery plan.
- C. Deploy an Open Virtualization Application (OVA) template to vSphere.
- D. Configure a virtual network.

Answer: C

Explanation:

To migrate virtual machines from VMware vSphere to Azure, you need to use Azure Migrate, which is a service that helps you assess and migrate your on-

premises workloads to Azure. Azure Migrate uses an appliance that you deploy as an Open Virtualization Application (OVA) template to vSphere. The appliance discovers the virtual machines and sends metadata and performance data to Azure Migrate. You can then use Azure Migrate to assess the readiness, cost, and sizing of the virtual machines for migration. You can also use Azure Migrate to replicate and migrate the virtual machines to Azure. References:

? About Azure Migrate

Migrate Server Migration

? Prepare VMware servers for assessment and migration to Azure with Azure

NEW QUESTION 194

- (Topic 5)

You have an Azure subscription that contains a resource group named RG1. You plan to create a storage account named storage1.

You have a Bicep file named File1.

You need to modify File1 so that it can be used to automate the deployment of storage1 to RG1.

Which property should you modify?

- A. scope
- B. kind
- C. sku
- D. location

Answer: A

NEW QUESTION 197

HOTSPOT - (Topic 5)

You have two Azure virtual machines as shown in the following table.

Name	Operating system	Private IP address	Public IP address	DNS suffix configured in the operating system	Connected to
vm1	Windows Server 2019	10.0.1.4	131.107.50.20	Contoso.com	vnet1
vm2	SUSE Linux Enterprise Server 15 (SLES) SP2	10.0.1.5	131.107.90.80	None	vnet1

You create the Azure DNS zones shown in the following table.

Name	Type
Contoso.com	DNS zone
Fabrikam.com	Private DNS zone

You perform the following actions:

? To fabrikam.com, you add a virtual network link to vnet1 and enable auto registration.

? For contoso.com, you assign vm1 and vm2 the Owner role.

For each of the following statements, select Yes if the statement is true. Otherwise, select No.

NOTE: Each correct selection is worth one point.

Statements	Yes	No
The DNS A record for vm1 is added to contoso.com and has the IP address of 131.107.50.20.	<input type="radio"/>	<input type="radio"/>
The DNS A record for vm1 is added to fabrikam.com and has the IP address of 10.0.1.4.	<input type="radio"/>	<input type="radio"/>
The DNS A record for vm2 is added to fabrikam.com and has the IP address of 10.0.1.5.	<input type="radio"/>	<input type="radio"/>

- A. Mastered
- B. Not Mastered

Answer: A

Explanation:

Statements	Yes	No
The DNS A record for vm1 is added to contoso.com and has the IP address of 131.107.50.20.	<input checked="" type="radio"/>	<input type="radio"/>
The DNS A record for vm1 is added to fabrikam.com and has the IP address of 10.0.1.4.	<input checked="" type="radio"/>	<input type="radio"/>
The DNS A record for vm2 is added to fabrikam.com and has the IP address of 10.0.1.5.	<input type="radio"/>	<input checked="" type="radio"/>

NEW QUESTION 200

- (Topic 5)

You have an Azure subscription that contains the resources shown in the following table.

Name	Type	Location
VNET1	Virtual network	East US
IP1	Public IP address	West Europe
RT1	Route table	North Europe

You need to create a network interface named NIC1. In which location can you create NIC1?

- A. East US and North Europe only.
- B. East US and West Europe only.
- C. East US, West Europe, and North Europe.
- D. East US only.

Answer: D

Explanation:

Before creating a network interface, you must have an existing virtual network in the same location and subscription you create a network interface in. If you try to create a NIC on a location that does not have any Vnets you will get the following error: "The currently selected subscription and location lack any existing virtual networks. Create a virtual network first."

Reference:

<https://docs.microsoft.com/en-us/azure/virtual-network/virtual-network-network-interface>

NEW QUESTION 203

- (Topic 5)

You plan to move a distributed on-premises app named App1 to an Azure subscription. After the planned move, App1 will be hosted on several Azure virtual machines.

You need to ensure that App1 always runs on at least eight virtual machines during planned Azure maintenance.

What should you create?

- A. one virtual machine scale set that has 10 virtual machines instances
- B. one Availability Set that has three fault domains and one update domain
- C. one Availability Set that has 10 update domains and one fault domain
- D. one virtual machine scale set that has 12 virtual machines instances

Answer: D

Explanation:

A virtual machine scale set is a group of identical virtual machines that are automatically distributed across fault domains and update domains in one or more placement groups¹. A fault domain is a logical group of underlying hardware that share a common power source and network switch, and a failure in one fault domain will not affect virtual machines in other fault domains². An update domain is a logical group of underlying hardware that can undergo maintenance or be rebooted at the same time³.

By creating a virtual machine scale set with 12 instances, you can ensure that App1 has high availability and scalability. You can configure the scale set to have a minimum number of instances that must always be running, and a maximum number of instances that can be scaled up or down based on demand or a schedule. You can also configure the scale set to use automatic OS image upgrades, which will apply updates to the virtual machines in batches, ensuring that at least one instance is always running during the upgrade process.

NEW QUESTION 207

- (Topic 5)

You have an Azure subscription named Subscription1. Subscription1 contains the resource groups in the following table.

Name	Azure region	Assigned Azure Policy
RG1	West Europe	Policy1
RG2	North Europe	Policy2
RG3	France Central	Policy3

RG1 has a web app named WebApp1. WebApp1 is located in West Europe. You move WebApp1 to RG2.

What is the effect of the move?

- A. The App Service plan for WebApp1 moves to North Europ
- B. Policy2 applies to WebApp1.
- C. The App Service plan for WebApp1 remains in West Europ
- D. Policy2 applies to WebApp1.
- E. The App Service plan for WebApp1 moves to North Europ
- F. Policy1 applies to WebApp1.
- G. The App Service plan for WebApp1 remains in West Europ
- H. Policy1 applies to WebApp1.

Answer: B

NEW QUESTION 210

.....

THANKS FOR TRYING THE DEMO OF OUR PRODUCT

Visit Our Site to Purchase the Full Set of Actual AZ-104 Exam Questions With Answers.

We Also Provide Practice Exam Software That Simulates Real Exam Environment And Has Many Self-Assessment Features. Order the AZ-104 Product From:

<https://www.2passeasy.com/dumps/AZ-104/>

Money Back Guarantee

AZ-104 Practice Exam Features:

- * AZ-104 Questions and Answers Updated Frequently
- * AZ-104 Practice Questions Verified by Expert Senior Certified Staff
- * AZ-104 Most Realistic Questions that Guarantee you a Pass on Your FirstTry
- * AZ-104 Practice Test Questions in Multiple Choice Formats and Updatesfor 1 Year