

# Network-Appliance

## Exam Questions NS0-184

NetApp Certified Storage Installation Engineer - ONTAP



#### NEW QUESTION 1

Click the Exhibit button.

## NetApp CN1610 (10GbE)



## Cisco Nexus 3132Q-V (40GbE)

A customer wants to replace their ONTAP cluster CN1610 switches with Cisco Nexus 3132Q-V switches. They want to perform a non-disruptive upgrade. Referring to the exhibit, which cable will be required to non-disruptively migrate to the new switches?

- A. a 10GbE SFP+ to SFP+ cable
- B. a 100GbE QSFP28+ to 4x25GbE SFP28+ cable
- C. a 40GbE QSFP+ to QSFP+ cable
- D. a 40GbE QSFP+ to 4x10GbE SFP+ cable

**Answer: B**

#### Explanation:

Reference: [https://www.cisco.com/c/en/us/td/docs/switches/datacenter/nexus9000/sw/7-x/upgrade/guide/b\\_Cisco\\_Nexus\\_9000\\_Series\\_NXOS\\_Software\\_Upgrade\\_and\\_Downgrade\\_Guide\\_Release\\_7x/b\\_Cisco\\_Nexus\\_9000\\_Series\\_NXOS\\_Software\\_Upgrade\\_and\\_Downgrade\\_Guide\\_Release\\_7x\\_chapter\\_010.html](https://www.cisco.com/c/en/us/td/docs/switches/datacenter/nexus9000/sw/7-x/upgrade/guide/b_Cisco_Nexus_9000_Series_NXOS_Software_Upgrade_and_Downgrade_Guide_Release_7x/b_Cisco_Nexus_9000_Series_NXOS_Software_Upgrade_and_Downgrade_Guide_Release_7x_chapter_010.html)

#### NEW QUESTION 2

Which logical interface has a fixed firewall policy?

- A. data LIF
- B. cluster management LIF
- C. cluster LIF
- D. intercluster LIF

**Answer: C**

#### Explanation:

Reference: [https://docs.netapp.com/usen/ontap/networking/configure\\_firewall\\_policies\\_for\\_lifs.html#create-a-firewall-policy-andassigning-it-to-a-lif](https://docs.netapp.com/usen/ontap/networking/configure_firewall_policies_for_lifs.html#create-a-firewall-policy-andassigning-it-to-a-lif)

#### NEW QUESTION 3

You are preparing for the installation of a new 2-node switchless AFF A250 ONTAP 9.8 cluster and need to obtain the preinstallation information from the customer.

In this scenario, what are three examples of data required from the customer? (Choose three.)

- A. management IP addresses
- B. cluster switch name
- C. gateway IP address
- D. BMC IP addresses
- E. cluster name

**Answer: ABD**

#### Explanation:

Reference: <https://docs.netapp.com/us-en/ontap-systems/a250/install-detailed-guide.html#step-1-prepare-for-installation>

#### NEW QUESTION 4

A customer requires encryption at rest on every node root volume.

In this scenario, which two encryption solutions will fulfill this requirement? (Choose two.)

- A. NSE
- B. NAE
- C. IPsec
- D. NVE

**Answer: BD**

#### Explanation:

Reference: <https://docs.netapp.com/us-en/ontap/encryption-at-rest/configure-netapp-volumeencryptionconcept.html#aggregate-level-encryption>

Both data, including Snapshot copies, and metadata are encrypted. Access to the data is given by a unique XTS-AES-256 key, one per volume. An external key management server or Onboard Key Manager serves keys to nodes:

- The external key management server is a third-party system in your storage environment that serves keys to nodes using the Key Management Interoperability Protocol (KMIP). It is a best practice to configure external key management servers on a different storage system from your data.
- The Onboard Key Manager is a built-in tool that serves keys to nodes from the same storage system as your data.

#### NEW QUESTION 5

You installed two separate clusters in an isolated data center without outbound network access. The customer wants to troubleshoot issues locally and also create custom Excel reports for capacity utilization from a local server.

In this scenario, which NetApp tool would satisfy this requirement?

- A. Active IQ Digital Advisor
- B. Cloud Insights
- C. ONTAP System Manager
- D. Active IQ Unified Manager

**Answer:** D

#### NEW QUESTION 6

You are preparing for the installation of a new ONTAP 9.8 cluster and need to get the preinstallation information from the customer.

In this scenario, which NetApp tool would you use to create a configuration spreadsheet template for the deployment?

- A. ConfigBuilder
- B. Interoperability Matrix Tool
- C. Active IQ Config Advisor
- D. Active IQ Unified Manager

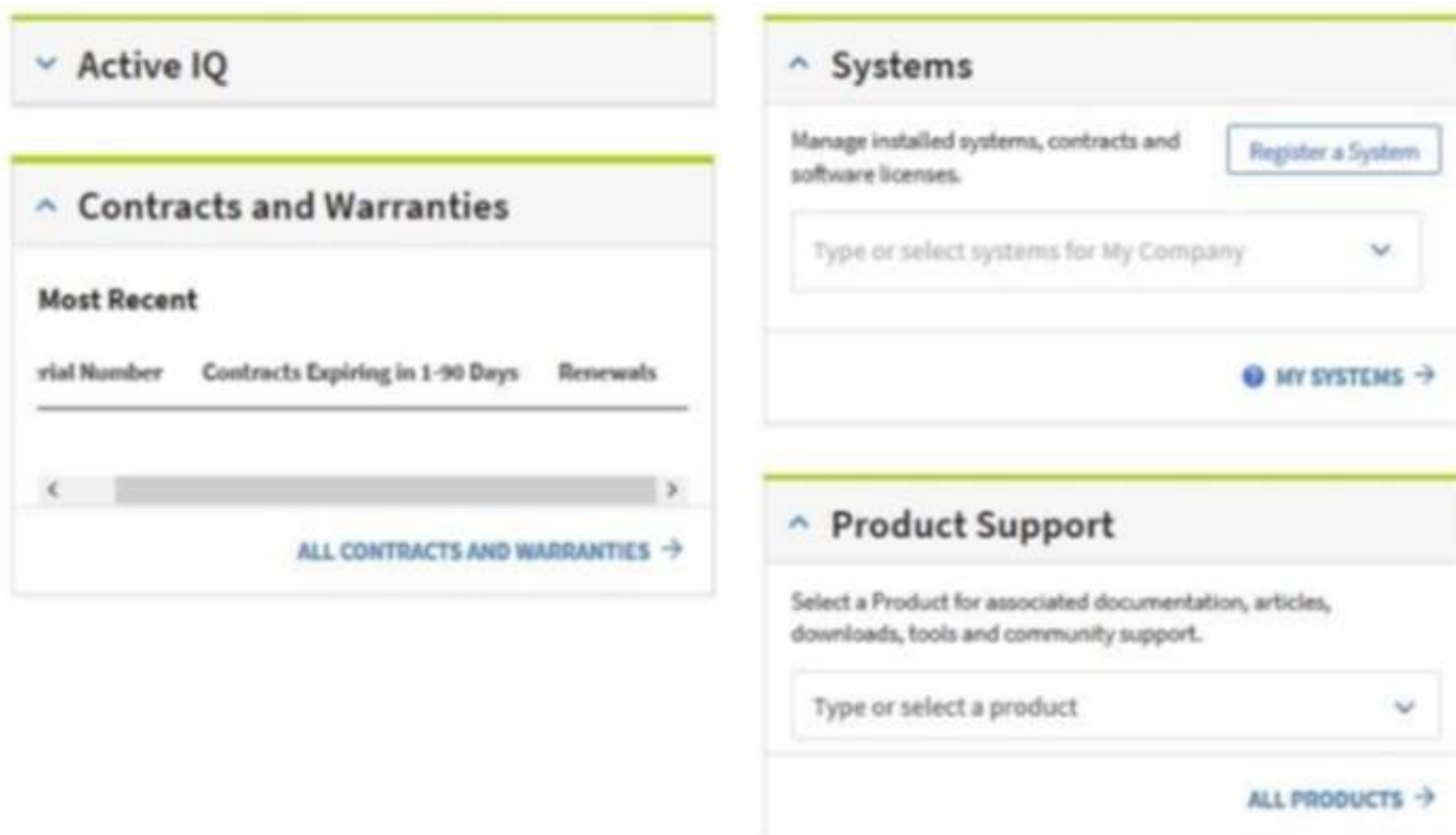
**Answer:** B

#### Explanation:

Reference: [https://docs.netapp.com/us-en/ontap-select/pdfs/fullsitesidebar/ONTAP\\_Select\\_documentation.pdf](https://docs.netapp.com/us-en/ontap-select/pdfs/fullsitesidebar/ONTAP_Select_documentation.pdf)

#### NEW QUESTION 7

Click the Exhibit button.



While you are introducing the customer to the NetApp Support website, they ask you to ensure that the new ONTAP storage array is covered by support before you complete the knowledge transfer procedure. Referring to the exhibit, which two widgets would you select to accomplish this task? (Choose two.)

- A. Active IQ
- B. Product Support
- C. Systems
- D. Contracts and Warranties

**Answer:** CD

#### NEW QUESTION 8

You are preparing for the installation of a new AFF A400 system with NS224 storage shelves. You want to gather information on the connectivity options for the external shelves. In this scenario, which NetApp tool would you use for this task?

- A. Hardware Universe.
- B. Active IQ Config Advisor
- C. Active IQ Unified Manager
- D. Interoperability Matrix Tool

**Answer:** A

#### NEW QUESTION 9

You are adding new nodes to a 2-node switchless cluster. According to NetApp, what must you do before adding the nodes?

- A. You must configure cluster peering.
- B. must install interconnect switches.
- C. You must configure vserver peering.
- D. You must enable a cluster HA

**Answer:** B

#### NEW QUESTION 10

A host cannot connect to the namespace configured on an NVMe-enabled SVM. In this scenario, what are two reasons for this problem? (Choose two.)

- A. The namespace has not been added to the subsystem.
- B. The namespace has not be added to the igroup.
- C. The igroup has an incorrect NQN.
- D. The subsystem has an incorrect NQN.

**Answer:** AD

#### NEW QUESTION 10

During an installation of an AFF A400 cluster, you need to configure secure multitenancy. What will enable you to accomplish this task?

- A. failover groups
- B. VLANs
- C. broadcast domains
- D. IPspaces

**Answer:** D

#### NEW QUESTION 13

What is a benefit of ONTAP System Manager?

- A. System Manager provides simplified management of service processor tasks.
- B. System Manager easily configures and provisions storage.
- C. System Manager easily configures and provisions StorageGRID.
- D. System Manager provides simplified management of E-Series.

**Answer:** B

#### NEW QUESTION 16

Which two functions does the management network provide? (Choose two.)

- A. to provide access to the system console of any node in the cluster
- B. to collect diag log files
- C. to replicate the cluster configuration to all nodes
- D. to transfer SVMs between the cluster nodes

**Answer:** AB

#### NEW QUESTION 21

You are installing a new ONTAP 9.8 cluster by using System Manager Guided Setup. In this scenario, which IP address is optional?


- A. node A IP address
- B. node B IP address
- C. gateway IP address
- D. cluster IP address

**Answer:** C

#### NEW QUESTION 22

Click the Exhibit button.





Referring to the exhibit, you installed a new AFF A250 HA system with FC at a customer site. The customer asks how many ports can be used for the Ethernet host connections. In this scenario, what would you tell the customer?

- A. 4
- B. 8
- C. 10
- D. 12

**Answer: D**

#### NEW QUESTION 24

You have added two new AFF A250 nodes to an existing 4-node cluster with NetApp CN1610 cluster Network switches. Although the nodes can join the cluster, the storage failover show command output shows that the NVRAM log is not synchronized, and it cannot reach the partner over an HA interconnect. In this scenario, which two statements are true? (Choose two.)

- A. The AFF A250 requires switches with 40GbE port support.
- B. The AFF A250 uses different ports for the cluster and the HA interconnect.
- C. The AFF A250 requires switches with 25GbE port support.
- D. The AFF A250 uses the same port for the cluster and the HA interconnect.

**Answer: BC**

#### NEW QUESTION 26

A customer is asked to install a new AFF ASA A700 system. During the installation, the customer asks if ONTAP 9.8 is supported with their host's OS version running Windows 2016. In this scenario, which NetApp tool would verify supportability?

- A. ONTAP System Manager
- B. Active IQ Unified Manager
- C. Active IQ OneCollect
- D. Interoperability Matrix Tool

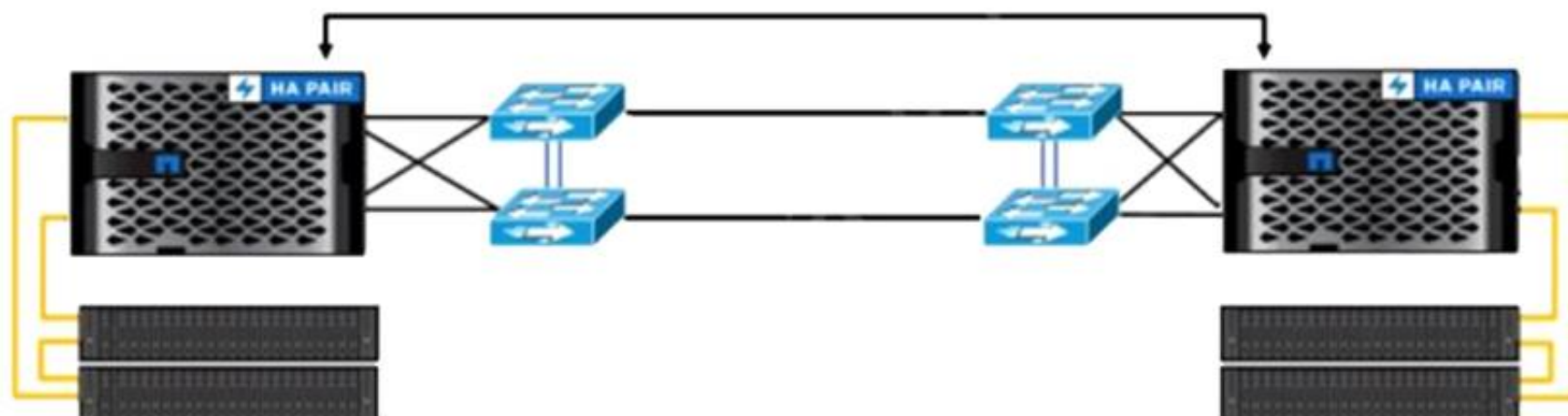
**Answer: A**

#### Explanation:

Reference: [https://docs.netapp.com/us-en/ontapsystems/pdfs/sidebar/AFF\\_A700\\_and\\_FAS9000\\_Install\\_and\\_Setup.pdf](https://docs.netapp.com/us-en/ontapsystems/pdfs/sidebar/AFF_A700_and_FAS9000_Install_and_Setup.pdf)

#### NEW QUESTION 29

Click the Exhibit button.



What are two functions of the four Ethernet switches in the supported configuration that is shown in the exhibit? (Choose two.)

- A. to provide a direct connection for the SnapMirror Synchronous (SM-S)
- B. to install cross-site cluster management switches
- C. to provide connectivity for NVRAM over iWARP
- D. to enable SyncMirror replication

**Answer: AC**

### NEW QUESTION 33

You want to enable secure communication with the SP or BMC through CA-signed certificates. Which two certificate types must be installed in this scenario? (Choose two.)

- A. cluster certificate
- B. server certificate
- C. root CA certificate
- D. ONTAP certificate

**Answer:** BC

#### Explanation:

Reference:

[https://kb.netapp.com/Advice\\_and\\_Troubleshooting/Data\\_Storage\\_Software/ONTAP\\_OS/How\\_to\\_configure\\_communication\\_between\\_ONTAP\\_and\\_Service\\_Processor\\_\(SP\)\\_or\\_BMC\\_with\\_Certificate\\_Authority\\_\(CA\)\\_signed\\_certificates](https://kb.netapp.com/Advice_and_Troubleshooting/Data_Storage_Software/ONTAP_OS/How_to_configure_communication_between_ONTAP_and_Service_Processor_(SP)_or_BMC_with_Certificate_Authority_(CA)_signed_certificates)

### NEW QUESTION 35

A storage administrator is trying to upgrade a pair of FAS2520s with internal SATA storage to a new 2-node FAS8300 cluster. The storage administrator wants to preserve the existing data.

In this scenario, which two capabilities are available to the storage administrator? (Choose two.)

- A. the ability to move the volumes from the old nodes to the new nodes
- B. the ability to pull out the tray of internal disks of the FAS2520s and reseal the tray in the internal storage of the FAS8300s
- C. the ability to create a 4-node MetroCluster across the four nodes
- D. the ability to convert the FAS2520s to disk shelves and attach them to the new nodes

**Answer:** CD

### NEW QUESTION 38

On which type of network interfaces are the cluster interconnect LIFs created?

- A. on an FC or FCoE port
- B. on an interface group
- C. on a UTA port shared with other LIFs
- D. on a physical port

**Answer:** B

### NEW QUESTION 39

After the installation of a new ONTAP 9.8 cluster, you have to verify if AutoSupport works.

In this scenario, which two commands would you use to accomplish this task? (Choose two.)

- A. system node autosupport history show
- B. system node autosupport check show
- C. system node autosupport destination show
- D. system node autosupport invoke

**Answer:** AB

### NEW QUESTION 40

You installed a new 4-node AFF A400 ONTAP 9.8 cluster. The AFF400 controller data ports were automatically discovered by “automatic port placement”.

In this scenario, which two ONTAP network settings were automatically configured? (Choose two.)

- A. routes
- B. IPspaces
- C. broadcast domains
- D. subnets

**Answer:** AD

### NEW QUESTION 41

You are setting up a peer relationship between two ONTAP clusters.

In this scenario, which two statements are true regarding authentication?

- A. Peering authentication status can be verified with the cluster peer show command.
- B. Peering authentication can be configured using LDAP users and groups.
- C. Peering authentication is required before enabling peering encryption.
- D. Peering authentication can use an ONTAP generated passphrase.

**Answer:** AD

### NEW QUESTION 46

You want to use the NetAppDocs tool to collect information on a newly configured ONTAP 9.8 cluster and to generate a Word document with the details of the cluster configuration.

Which two data sources would you use to collect the necessary data? (Choose two.)

- A. Active IQ Digital Advisor
- B. Active IQ Unified Manager
- C. ONTAP Cluster
- D. AutoSupport packages

**Answer:** BC

#### NEW QUESTION 50

You are expanding an existing 4-node ONTAP 9.8 cluster with a FAS8300 HA pair by adding a new FAS500f HA pair. Before the expansion, you are asked to save the configuration of the cluster to a backup file.

In this scenario, which two ONTAP configuration backup methods are available? (Choose two.)

- A. storage VM
- B. node
- C. cluster
- D. switch

**Answer:** AC

#### Explanation:

Reference: [https://docs.netapp.com/us-en/ontap-whatsnew/pdfs/fullsitesidebar/TR\\_4894NetApp\\_ONTAP\\_9\\_9\\_1\\_Feature\\_Overview.pdf](https://docs.netapp.com/us-en/ontap-whatsnew/pdfs/fullsitesidebar/TR_4894NetApp_ONTAP_9_9_1_Feature_Overview.pdf)

#### NEW QUESTION 55

You have a new 2-node FAS8700 ONTAP 9.8 cluster. One of the nodes has 24x16 TB NL-SAS disks assigned and available for a new aggregate. You created the aggregate with one RAID group and two spare disks. In this scenario, how many data drives are in the aggregate?

- A. 20
- B. 18
- C. 17
- D. 19

**Answer:** A

#### NEW QUESTION 58

A customer is creating a new SVM to host iSCSI LUNs for a Hyper-V cluster. You need to successfully map the new LUNs and make them visible to the Hyper-V cluster.

In this scenario, which host information is required to accomplish this task?

- A. IQNs
- B. WWNNs
- C. WWPNS
- D. host names

**Answer:** D

#### NEW QUESTION 60

After moving a new AFF A400 cluster into production, the administrator notices error events in ONTAP System Manager regarding SAS HA issues.

In this scenario, which NetApp tool would have identified these errors after the installation process?

- A. Cloud Manager
- B. ONTAP System Manager
- C. Active IQ Config Advisor
- D. Active IQ Unified Manager

**Answer:** B

#### NEW QUESTION 64

Click the Exhibit button.



```
cluster1::*> cluster ping-cluster node1

Host is node2
Getting addresses from network interface table...
Cluster node1_clus1 169.254.209.69 node1 e0a
Cluster node1_clus2 169.254.49.125 node1 e0b
Cluster node2_clus1 169.254.47.194 node2 e0a
Cluster node2_clus2 169.254.19.183 node2 e0b
Local = 169.254.47.194 168.254.19.183
Remote = 169.254.209.69 169.254.49.125
Cluster Vserver Id = 4294967293
Ping status:

....
Basic connectivity succeeds on 4 path(s)
Basic connectivity fails on 0 path(s)
.....
Detected 9000 byte MTU on 4 path(s):
Local 169.254.47.194 to Remote 169.254.209.69
Local 169.254.47.194 to Remote 169.254.49.125
Local 169.254.19.183 to Remote 169.254.209.69
Local 169.254.19.183 to Remote 169.254.49.125
Larger than PMTU communication succeeds on 4 path(s)
RPC status:
2 paths up, 0 paths down (tcp check)
2 paths up, 0 paths down (udp check)
```

You are preparing to replace a Cisco Nexus 92300YC switch. You have executed the cluster pingclusternode1commandandreceivedtheoutputasshownintheexhibit. Which two checks indicate that the cluster is ready for the replacement to be performed? (Choose two.)

- A. 2paths up, 0paths down(TCP check)
- B. 2paths up, 0 paths down(UDP check)
- C. largerthanPMTUcommunicationsucceedson4path(s)
- D. basicconnectivitysucceedson4path(s)

**Answer:** AD

#### NEW QUESTION 65

You want to disconnect a DS224C shelf with 3.8 TB NetApp Storage Encryption (NSE) SSDs to an AFF A300HApairwithtwoDS224C shelveswith3.8 TB SSDs without NSE in one stack. In this scenario, how would you add the shelf?

- A. Addtheshelftothe existingstack.
- B. Create a newstackon the HA pairto add the shelf.
- C. Connectthe shelfto anHA pair withNSE drives.
- D. LicenseNSE and add the shelfto thisHA pair as a new stack.

**Answer:** A

#### NEW QUESTION 70

You want to add an AFF A400HA pair to an existing cluster. In this scenario,which LIF type is required?

- A. cluster-mgmt
- B. intercluster
- C. data
- D. node-mgmt

**Answer:** B

#### Explanation:

Reference: [https://docs.netapp.com/us-en/ontapmetrocluster/pdfs/sidebar/Add\\_a\\_new\\_controller\\_module\\_to\\_each\\_cluster.pdf](https://docs.netapp.com/us-en/ontapmetrocluster/pdfs/sidebar/Add_a_new_controller_module_to_each_cluster.pdf)

#### NEW QUESTION 74

You completed a 2-node AFF A700 installation according to the poster. You run the disk show -fields owner command and notice that all drives are assigned to node 1.



In this scenario, which tool would you use to access documentation and guidelines to solve the issue?

- A. Active IQ Unified Manager
- B. Active IQ One Collect
- C. NET2
- D. NetAppDocs

**Answer:** D

**Explanation:**

Reference: <https://github.com/NetAppDocs>

**NEW QUESTION 76**

.....

## Thank You for Trying Our Product

### We offer two products:

1st - We have Practice Tests Software with Actual Exam Questions

2nd - Questions and Answers in PDF Format

### NS0-184 Practice Exam Features:

- \* NS0-184 Questions and Answers Updated Frequently
- \* NS0-184 Practice Questions Verified by Expert Senior Certified Staff
- \* NS0-184 Most Realistic Questions that Guarantee you a Pass on Your FirstTry
- \* NS0-184 Practice Test Questions in Multiple Choice Formats and Updatesfor 1 Year

**100% Actual & Verified — Instant Download, Please Click**  
**[Order The NS0-184 Practice Test Here](#)**