

# Exam Questions MS-700

Managing Microsoft Teams

<https://www.2passeasy.com/dumps/MS-700/>



### NEW QUESTION 1

- (Topic 5)

You company has a Microsoft Office 365 subscription.

Users in the company's sales department frequently invite guest users to meetings.

You need to ensure that when the sales department users invite guest users to meetings, the guest users are admitted by default. The solution must only apply to the sales department users.

Which two actions should you perform? Each correct solution presents part of the solution. NOTE: Each correct selection is worth one point.

- A. In the global meeting policy, set Automatically admit users to Everyone.
- B. Create a new meeting policy and set Automatically admit users to Everyone.
- C. Apply the policy to the sales department users.
- D. In the global meeting policy, set Automatically admit users to Everyone in your organization.

**Answer: BC**

#### Explanation:

Reference:

<https://docs.microsoft.com/en-us/microsoftteams/meeting-policies-in-teams>

### NEW QUESTION 2

HOTSPOT - (Topic 5)

You have a Microsoft 365 subscription that contains a user named User1.

You have a custom policy named AppPolicy that has the following configurations:

? Allow all apps published by Microsoft.

? Allow only specified third-party apps.

? Block all custom apps.

You need to assign AppPolicy to User1.

How should you complete the PowerShell command? To answer, select the appropriate options in the answer area.

NOTE: Each correct selection is worth one point.

▼	-Identity "User1"	▼	AppPolicy
Grant-CsTeamsAppSetupPolicy		-Description	
Grant-CsTeamsAppPermissionPolicy		-PinnedAppBarApps	
Set-CsTeamsAppSetupPolicy		-PolicyName	
Set-CsTeamsAppPermissionPolicy			

- A. Mastered
- B. Not Mastered

**Answer: A**

#### Explanation:

▼	-Identity "User1"	▼	AppPolicy
Grant-CsTeamsAppSetupPolicy		-Description	
Grant-CsTeamsAppPermissionPolicy		-PinnedAppBarApps	
Set-CsTeamsAppSetupPolicy		-PolicyName	
Set-CsTeamsAppPermissionPolicy			

### NEW QUESTION 3

- (Topic 5)

Your company has a Microsoft subscription.

The Microsoft 365 tenant uses a domain named contoso.com.

You need to ensure that team channels can receive email only from users in the company and email addresses that use an email domain named @fabrikam.com. What should you modify?

- A. the External collaboration settings in the Azure Active Directory admin center
- B. the list of accepted domains in Microsoft Exchange Online
- C. the org-wide Teams settings
- D. the global teams policy

**Answer: C**

### NEW QUESTION 4

DRAG DROP - (Topic 5)

You have a Microsoft 365 ES subscription that uses Teams.

The sales department at your company requires that a toll-free number appear at the top of a list of numbers on Microsoft Outlook invites to Teams meetings.

Which four actions should you perform in sequence? To answer, move the appropriate actions from the list of actions to the answer area and arrange them in the correct order.

Actions

Assign a number to a resource account.

Request a user number.

Assign the Microsoft Teams Phone Standard - Virtual User license.

Purchase Communication Credits.

Request a service number.

Assign a number to a conference bridge.

Create and assign an Audio Conferencing policy.

Answer Area

1

2

3

4

>

<

⬆

⬇

- A. Mastered
- B. Not Mastered

Answer: A

Explanation:

According to the Microsoft documentation1, you can use Audio conferencing policies to manage audio conferencing toll and toll-free numbers to be displayed in meeting invites created by users within your organization. You can use one of the two automatically created policies or create and assign custom policies. To create a custom audio- conferencing policy, you need to follow these steps1:

? In the left navigation of the Microsoft Teams admin center, go to Meetings > Audio conferencing.

? Select Add.

? Enter the name and description of the policy. The name can't contain special characters or be longer than 64 characters.

? Choose whether or not to Include toll-free numbers in meetings created by users of this policy.

? Under Phone numbers included in meeting invites, select Add phone number, and then select the toll-free number that you want to appear at the top of the list of numbers on Outlook invites to Teams meetings. You can also add other phone numbers that you want to include in the meeting invites.

? Select Save.

Therefore, based on this information, the correct sequence of actions is:

? Purchase Communication Credits.

? Request a service number.

? Assign a number to a resource account.

? Create and assign an Audio Conferencing policy.

NEW QUESTION 5

- (Topic 5)  
The Subscription has the Teams policy shown in the following exhibit:

+ Add   Edit   Duplicate   Delete   Reset Global policy   Manage users   1 item				
✓	Name ↑	Description	Custom policy	Create private channels
	Global (Org-wide default)		No	Off

You need to ensure that the members of Group1 can create private channels. The solution must use the principle of least privilege. What should you do first?

- A. Create a team template.
- B. Modify the Teams settings for the subscription.
- C. Modify the Global (Org-wide default) policy and set Create private channels to On.
- D. Create a Teams policy that has Create private channels set to On.

Answer: D

NEW QUESTION 6

- (Topic 5)  
You have a Microsoft 365 subscription that contains several Microsoft SharePoint Online sites. You need to ensure that the content stored m a SharePoint modern team site named Sales is available from Microsoft Teams. The solution must ensure that when a new channel is added to a team, a folder for the channel is created in the Sales site. Solution: From the Microsoft Teams client you create a new team and select From a group or team. Does this meet the goal?

- A. Yes
- B. No

Answer: B

NEW QUESTION 7

- (Topic 5)  
You have a Microsoft Office 365 subscription that contains a user named User1. You need to ensure that User1 can view Usage reports in the Microsoft Teams admin center; The solution must use the principle of least privilege. Which role should you assign to User'?

- A. Teams Communication support specialist
- B. Global administrator
- C. Global reader

D. Teams Administrator

**Answer:** C

**Explanation:**

<https://docs.microsoft.com/en-us/microsoft-365/admin/add-users/about-admin-roles?view=o365-worldwide>

#### NEW QUESTION 8

- (Topic 5)

Your company has a Microsoft 365 subscription that contains several teams.

The company's security policy states that an administrator must be notified when a new team is created by using the Build a team from scratch option.

You need to configure the environment to meet the security policy requirement. What should you do?

- A. From the Security & Compliance admin center, create a supervision policy.
- B. From the Security & Compliance admin center, create an alert policy.
- C. From the Azure Active Directory admin center, create a protection notification.
- D. From the Microsoft Teams admin center, modify the global teams policy.

**Answer:** B

#### NEW QUESTION 9

- (Topic 5)

You plan to implement Microsoft Teams for 300 users.

For the first stage of the deployment, you will enable the following features:

- Audio
- Video
- Screen sharing

Users will be prevented from using the following features:

- File sharing
- PSTN calling
- Conference audio
- Conference video
- Conference screen sharing

You need to calculate how much network bandwidth is required for the first-stage deployment. What should you use?

- A. Network Assessment Tool
- B. Advisor for Teams
- C. Bandwidth Utilization Analyzer
- D. Network Planner

**Answer:** D

**Explanation:**

According to the Microsoft documentation<sup>1</sup>, you can use Network Planner in the Microsoft Teams admin center to calculate how much network bandwidth is required for your Teams deployment. Network Planner helps you determine and organize network requirements for connecting your organization to Teams. You can use Network Planner to:

? Input your organization's information, such as the number of users, sites, and expected call and meeting scenarios.

? Get a report that tells you if your network can support Teams.

? Get a report that tells you what network hardware you need to support Teams. To use Network Planner, you need to follow these steps<sup>1</sup>:

? In the left navigation of the Microsoft Teams admin center, go to Org-wide settings

> Network planner.

? Under Overview, click Download the Network Planner Excel template.

? Open the template and enter information about your organization's sites, users, and expected call and meeting scenarios.

? Save the template and then upload it in Network Planner.

? Under Calculated results, view the reports that show you the estimated network requirements for Teams.

#### NEW QUESTION 10

HOTSPOT - (Topic 5)

Your company uses Microsoft Teams.

All users are assigned a Microsoft 365 E3 license.

You need to purchase add-on licenses that provide the following: The ability to add a logo to the meeting lobby

Automatic protection against malicious links in chats

Which add-on license should you obtain for each requirement? To answer, select the appropriate options in the answer area.

The ability to add a logo to the meeting lobby:



Automatic protection against malicious links posted in chats:





- A. Mastered
- B. Not Mastered

Answer: A

Explanation:

https://learn.microsoft.com/en-us/microsoft-365/security/office-365-security/safe-links?view=o365-worldwide  
https://learn.microsoft.com/en-us/microsoftteams/teams-add-on-licensing/advanced-communications

NEW QUESTION 10

HOTSPOT - (Topic 5)

You have a Microsoft 365 subscription that uses Microsoft Teams. You plan to deploy a Microsoft Teams display device.

You need to enable automatic provisioning.

Which type of resource account should you create, and what should you use to identify the device? To answer, select the appropriate options in the answer area.

NOTE: Each correct selection is worth one point.

Answer Area

To identify the device, use:

- The device MAC address
- The IP address
- The device hash
- The hardware ID
- The device serial number
- The device MAC address

Create resource account type:

- Microsoft 365 room resource account
- Microsoft Teams resource account
- Microsoft 365 room resource account
- Microsoft Exchange Server equipment resource account

- A. Mastered
- B. Not Mastered

Answer: A

Explanation:

Answer Area

To identify the device, use:

- The device MAC address
- The IP address
- The device hash
- The hardware ID
- The device serial number
- The device MAC address

Create resource account type:

- Microsoft 365 room resource account
- Microsoft Teams resource account
- Microsoft 365 room resource account
- Microsoft Exchange Server equipment resource account

NEW QUESTION 13

HOTSPOT - (Topic 5)

Graphical user interface,

You have a Microsoft 365 subscription that uses Microsoft Teams to collaborate with guest users.

You need to use monthly active users (MAU) billing and access reviews to monitor the team membership of the guest users.

Which additional licenses should you assign, and what should you do to enable MAU billing? To answer, select the appropriate options in the answer area.

NOTE: Each correct selection is worth one point.

Answer Area

Additional licenses:

- Office 365 Enterprise E5
- Advanced Communications
- Azure Active Directory Premium Plan 1
- Azure Active Directory Premium Plan 2
- Office 365 Enterprise E5

To enable MAU billing:

- Link an Azure subscription to the Azure AD tenant.
- Enable external access in Microsoft Teams.
- Link an Azure subscription to the Azure AD tenant.
- Modify the External collaboration settings for the Azure AD tenant.
- Modify the Configure identity provider settings for the Azure AD tenant.

- A. Mastered
- B. Not Mastered

Answer: A

Explanation:

Answer Area

Additional licenses: Office 365 Enterprise E5  
Advanced Communications  
Azure Active Directory Premium Plan 1  
Azure Active Directory Premium Plan 2  
Office 365 Enterprise E5

To enable MAU billing: Link an Azure subscription to the Azure AD tenant.  
Enable external access in Microsoft Teams.  
Link an Azure subscription to the Azure AD tenant.  
Modify the External collaboration settings for the Azure AD tenant.  
Modify the Configure identity provider settings for the Azure AD tenant.

NEW QUESTION 14

- (Topic 5)

You have an org wide team named Team1.

The members of Team1 report that they receive an excessive amount of notifications from channel messages.

You need to reduce the amount of notifications by implementing the following changes:

? Allow only global administrators to create new posts in the General channel.

? Prevent @members for the org-wide team members.

Which two actions should you perform from the Microsoft Teams client? Each correct answer presents part of the solution.

NOTE: Each correct selection is worth one point.

A. From the Team1 settings, clear Give members the option to edit their messages.

B. From the General Channel settings of Team1, set the channel moderation preference to Anyone canpost; show alert that postings will notify everyone (recommended for large teams).

C. From the General Channel settings of Team1, set the channel moderation preference to Only owners can post messages.

D. From the Team1 settings, disable all the Fun stuff settings.

E. From the Team1 settings, set Show members the option to @team or @[team name] to Off.

Answer: CE

Explanation:

Reference:

<https://docs.microsoft.com/en-us/microsoftteams/create-an-org-wide-team>

NEW QUESTION 19

DRAG DROP - (Topic 5)

Your company uses Microsoft Teams.

You are planning the compliance strategy for Microsoft Teams. All compliance tasks must be performed by a user in the compliance department who will be assigned the Global admin role and will not be a team owner.

You need to identify which tools to use for the following tasks:

\*Archive a team.

\*Restore a deleted team.

\*Permanently delete a team.

Which tool should you identify for each task? To answer, drag the appropriate tools to the correct tasks. Each tool may be used once, more than once, or not at all.

You may need to drag the split bar between panes or scroll to view content.

NOTE: Each correct selection is worth one point.

Tools	Administration tasks
The Microsoft Teams admin center	Restore a deleted team: Tool
The Azure Active Directory admin center	Archive a team: Tool
The Microsoft Teams desktop client	Permanently delete a team: Tool

A. Mastered

B. Not Mastered

Answer: A

Explanation:

Tools	Administration tasks
The Microsoft Teams admin center	Restore a deleted team: The Azure Active Directory admin center
The Azure Active Directory admin center	Archive a team: The Microsoft Teams admin center
The Microsoft Teams desktop client	Permanently delete a team: The Microsoft Teams admin center

### NEW QUESTION 20

- (Topic 5)

You have a Microsoft Office 365 subscription.

You plan to upgrade from Microsoft Skype for Business to Microsoft Teams. You use the following workloads in Skype for Business:

? Audio/video conferencing

? Dial-in conferencing

? Enterprise Voice

? Persistent Chat

? Chat

You need to ensure that users can evaluate Microsoft Teams while maintaining PSTN calling by using the Skype for Business client.

Which coexistence mode should you use?

A. Islands

B. Skype for Business with Teams collaboration

C. Skype for Business only

D. Meetings First

**Answer: D**

### Explanation:

Reference:

<https://docs.microsoft.com/en-us/microsoftteams/teams-and-skypeforbusiness-coexistence-and-interopability>

### NEW QUESTION 25

- (Topic 5)

You have a Microsoft 365 subscription that uses Microsoft Teams. Users report poor call quality.

You need to identify whether Teams calls use TCP or UDP. What should you review in the Microsoft Call Quality Dashboard?

A. Quality of Experience Reports

B. Quality Drill Down Reports

C. Endpoint Reports

D. Reliability Reports

**Answer: C**

### Explanation:

According to the Microsoft documentation<sup>3</sup>, you can use Endpoint Reports in the Microsoft Call Quality Dashboard (CQD) to identify whether Teams calls use TCP or UDP. Endpoint Reports show information about the devices and networks used in Teams

calls and meetings, such as device name, manufacturer, model, OS version, network type, IP address, and transport protocol (TCP or UDP).

To access Endpoint Reports in CQD, you need to follow these steps<sup>3</sup>:

? Sign in to CQD with your admin account.

? In the left navigation pane, select Reports > Endpoint.

? In the report list page, select one of the predefined endpoint reports, such as Endpoint by Manufacturer or Endpoint by Network Type.

? In the report details page, you can see various metrics and filters for the selected report. You can also customize the report by adding or removing dimensions and measures.

? To see whether Teams calls use TCP or UDP, you need to add Transport Protocol as a dimension to the report. To do this, select Add dimension, and then select Transport Protocol from the drop-down list.

? The report will show the distribution of TCP and UDP usage for Teams calls based on the selected report type.

### NEW QUESTION 26

HOTSPOT - (Topic 5)

Your company has a Microsoft 365 subscription. You need to review the following information:

? The Rate My Call data provided by users.

? The number of Microsoft Teams live event views from the past three months.

What should you use to view the information? To answer, select the appropriate options in the answer area.

The Rate My Call data provided by users:

	▼
Analytics & reports in the Microsoft Teams admin center	
Call History in the Microsoft Teams admin center	
Microsoft Call Quality Dashboard	
Microsoft Office 365 usage reports	

The number of Microsoft Teams live event views from the past three months:

	▼
Analytics & reports in the Microsoft Teams admin center	
Call History in the Microsoft Teams admin center	
Microsoft Call Quality Dashboard	
Microsoft Office 365 usage reports	

A. Mastered

B. Not Mastered

**Answer: A**

### Explanation:



The Rate My Call data provided by users:

	▼
Analytics & reports in the Microsoft Teams admin center	
Call History in the Microsoft Teams admin center	
Microsoft Call Quality Dashboard	
Microsoft Office 365 usage reports	

The number of Microsoft Teams live event views from the past three months:

	▼
Analytics & reports in the Microsoft Teams admin center	
Call History in the Microsoft Teams admin center	
Microsoft Call Quality Dashboard	
Microsoft Office 365 usage reports	

#### NEW QUESTION 30

- (Topic 5)

Note: This question is part of a series of questions that present the same scenario. Each question in the series contains a unique solution that might meet the stated goals. Some question sets might have more than one correct solution, while others might not have a correct solution.

After you answer a question in this section, you will NOT be able to return to it. As a result, these questions will not appear in the review screen.

Your company has a Microsoft 365 subscription.

You need to prevent a user named User1 from permanently deleting private chats in Microsoft Teams.

Solution: You create an In-Place Hold for the Microsoft SharePoint site used by Microsoft Team.

Does this meet the goal?

- A. Yes
- B. No

**Answer: B**

#### NEW QUESTION 31

- (Topic 5)

Your company has a Microsoft 365 subscription.

You need to customize meeting invitation emails to include the company logo.

What should you do in the Microsoft Teams admin center?

- A. From Teams settings, modify the Email integration settings.
- B. From Meeting settings, modify the Email invitation settings.
- C. From Meeting policies, create a new meeting policy and assign the policy.
- D. From Meeting policies, modify the Global (Org-wide default) policy.

**Answer: B**

#### Explanation:

Reference:

<https://docs.microsoft.com/en-us/microsoftteams/meeting-settings-in-teams>

#### NEW QUESTION 36

- (Topic 5)

Note: This question is part of a series of questions that present the same scenario. Each question in the series contains a unique solution that might meet the stated goals. Some question sets might have more than one correct solution, while others might not have a correct solution.

After you answer a question in this section, you will NOT be able to return to it. As a result, these questions will not appear in the review screen.

Your company has a Microsoft 365 subscription.

You plan to configure the environment to allow external users to collaborate in Microsoft Teams by using guest access.

The company implements a new security policy that has the following requirements:

? Only guest users from specific domains must be allowed to connect to collaborate by using Microsoft Teams.

? Guest users must be prevented from inviting other guests.

You need to recommend a solution to meet the security policy requirements.

Solution: From the Microsoft Teams admin center, you modify the global meeting policy. Does this meet the goal?

- A. Yes
- B. No

**Answer: B**

#### Explanation:

<https://docs.microsoft.com/en-us/microsoftteams/meeting-policies-in-teams>

#### NEW QUESTION 41

- (Topic 5)

Your on-premises network contains a main site and a branch site. You have a Microsoft 365 subscription that uses Teams.

You need to use Network planner to identify the networking requirements between the sites.

From Network planner, you create a new network plan. What should you do next?

- A. Configure the Network settings.
- B. Start a report.
- C. Add a network site.
- D. Add personas



Answer: C

#### NEW QUESTION 42

- (Topic 5)

Your company has a Microsoft 365 subscription.

You need to create an auto attendant from the Microsoft Teams admin center. Which object must be associated to the auto attendant?

- A. a conferencing bridge
- B. a shared mailbox
- C. a Calling Plan
- D. a resource account

Answer: D

#### Explanation:

Reference:

<https://docs.microsoft.com/en-us/microsoftteams/create-a-phone-system-auto-attendant>

#### NEW QUESTION 46

HOTSPOT - (Topic 5)

Your company plans to migrate to Microsoft Teams from Microsoft Skype for Business Online. The org-wide coexistence mode for Microsoft Teams is set to Teams Only.

The company has two named User1 and User2.

You need to implement a migration solution that meets the following requirements:

? User1 must be able to chat and create meetings by using Skype for Business only.

? User1 must be able to read and post messages by using Microsoft Teams channels.

? User2 must use Microsoft Teams only.

How should you complete the PowerShell command? To answer, select the appropriate options in the answer area.

NOTE: Each correct selection is worth one point.

	▼	-PolicyName		▼
Grant-CsClientPolicy			Islands	
Grant-CsTeamsUpgradePolicy			SfBOnly	
Move-CsLegacyUser			SfBWithTeamsCollab	
			SfBWithTeamsCollabAndMeetings	
			UpgradeToTeams	

-Identity		▼
	User1	
	User2	

- A. Mastered
- B. Not Mastered

Answer: A

#### NEW QUESTION 51

- (Topic 5)

Note: This question is part of a series of questions that present the same scenario. Each question in the series contains a unique solution that might meet the stated goals. Some question sets might have more than one correct solution, while others might not have a correct solution.

After you answer a question in this section, you will NOT be able to return to it. As a result, these questions will not appear in the review screen.

Your company has a Microsoft 365 subscription.

You need to prevent temporary employees from using the private chat feature in Microsoft Teams.

Solution: You create a messaging policy and assign the policy to the users. Does this meet the goal?

- A. Yes
- B. No

Answer: B

#### NEW QUESTION 53

- (Topic 5)

You have a Microsoft 365 E5 subscription that contains a user named User1.

You need to change the default conferencing toll phone number for User1 by using the Microsoft Teams admin center.

What should you modify for User1?

- A. the Account settings
- B. Calling policy
- C. the Voice settings
- D. Meeting policy

Answer: A

#### Explanation:

Reference:

<https://docs.microsoft.com/en-us/microsoftteams/manage-the-audio-conferencing-settings-for-a-user-in-teams>

#### NEW QUESTION 56

- (Topic 5)

You have a Microsoft 365 subscription that uses Microsoft Teams. The subscription contains 1,000 users in the groups shown in the following table.

Name	Requirement
Group1	Full access to chat, calling, apps, and meetings in Microsoft Teams must be provided.
Group2	Access to external participants must be prevented. Video conferencing and screen sharing must be disabled. Private meetings must be disabled. Specific apps must be installed automatically.

You need to configure Microsoft Teams to meet the requirements. The solution must minimize administrative effort. What should you use?

- A. policy packages
- B. app setup policies
- C. Microsoft Teams policies
- D. Meetings policies

**Answer:** A

#### Explanation:

Reference:

<https://docs.microsoft.com/en-us/microsoftteams/assign-policies>

#### NEW QUESTION 59

- (Topic 5)

You have a Microsoft 365 subscription that uses Teams.

You have a room in Teams Rooms that contains a panel mounted at the entrance. You need to ensure that the panel displays a maximum room occupancy notification. What should you configure?

- A. a conciliation profile
- B. a notification rule
- C. an app setup policy
- D. a meeting policy

**Answer:** B

#### NEW QUESTION 61

- (Topic 5)

Your company has a Microsoft 365 subscription. The company uses Microsoft Teams.

You need to ensure that only Microsoft apps can be used in Microsoft Teams. What should you do from the Microsoft Teams admin center?

- A. From the global app setup policy, disable the Upload custom apps setting.
- B. From the Org-wide app settings, disable the Allow interaction with custom apps setting.
- C. From the Org-wide app settings, disable the Allow third party or custom apps setting.
- D. From the global app permission policy, enable the Allow All Apps setting for Microsoft apps.

**Answer:** C

#### Explanation:

Reference:

<https://docs.microsoft.com/en-us/microsoftteams/teams-custom-app-policies-and-settings#org-wide-custom-app-setting>

#### NEW QUESTION 65

HOTSPOT - (Topic 5)

You have a Microsoft 365 subscription that uses Teams. You have a template to create a team named Team1.

You need to modify the template so that only Team1 owners can delete channels and messages.

How should you complete the template? To answer, select the appropriate options in the answer area.

NOTE: Each correct selection is worth one point.

Answer Area

```
{
  "template@odata.bind": "https://graph.microsoft.com/beta/teamsTemplates('standard')",
  "displayName": "Team1",
  "description": "Team1 team",
  "channels": [ ],
  "memberSettings":
  {
    "allowDeleteChannels": false,
    "allowDeleteChannels": true,
    "allowCreateUpdateChannels": true,
    "allowCreateUpdateChannels": false

    "allowAddRemoveApps": true,
    "allowCreateUpdateRemoveTabs": true,
    "allowCreateUpdateRemoveConnectors": true
  },
  "guestSettings":
  {
    "allowDeleteChannels": false,
    "allowDeleteChannels": true,
    "allowCreateUpdateChannels": false,
    "allowCreateUpdateChannels": true
  },
  "funSettings":
  {
    "allowGiphy": true,
    "giphyContentRating": "Moderate",
    "allowStickersAndMemes": true,
    "allowCustomMemes": true
  },
  "messagingSettings":
  {
    "allowUserDeleteMessages": false,
    "allowUserEditMessages": true,
    "allowUserEditMessages": false,
    "allowUserDeleteMessages": false,
    "allowUserDeleteMessages": true

    "allowOwnerDeleteMessages": true,
    "allowTeamMentions": true,
    "allowChannelMentions": true
  }
}
```

- A. Mastered
- B. Not Mastered

Answer: A

Explanation:

Answer Area

```
{
  "template@odata.bind": "https://graph.microsoft.com/beta/teamsTemplates('standard')",
  "displayName": "Team1",
  "description": "Team1 team",
  "channels": [ ],
  "memberSettings":
  {
    "allowDeleteChannels": false,
    "allowDeleteChannels": false,
    "allowDeleteChannels": true,
    "allowCreateUpdateChannels": true,
    "allowCreateUpdateChannels": false
  },
  "allowAddRemoveApps": true,
  "allowCreateUpdateRemoveTabs": true,
  "allowCreateUpdateRemoveConnectors": true
},
"guestSettings":
{
  "allowDeleteChannels": false,
  "allowDeleteChannels": false,
  "allowDeleteChannels": true,
  "allowCreateUpdateChannels": false,
  "allowCreateUpdateChannels": true
},
"funSettings":
{
  "allowGiphy": true,
  "giphyContentRating": "Moderate",
  "allowStickersAndMemes": true,
  "allowCustomMemes": true
},
"messagingSettings":
{
  "allowUserDeleteMessages": false,
  "allowUserEditMessages": true,
  "allowUserEditMessages": false,
  "allowUserDeleteMessages": false,
  "allowUserDeleteMessages": true
},
  "allowOwnerDeleteMessages": true,
  "allowTeamMentions": true,
  "allowChannelMentions": true
}
}
```

### NEW QUESTION 67

- (Topic 5)

Your company has a Microsoft 365 subscription.

You need to ensure that users from a partner company named Contoso, Ltd. can collaborate with your company's users in teams. The solution must ensure that the Contoso users can exchange chat messages in channels.

Which three actions should you perform before you add the Contoso users to teams? Each correct answer presents part of the solution.

NOTE: Each correct selection is worth one point.

- A. From the Services & add-ins settings in the Microsoft 365 admin center, set Let group members outside the organization access group content to On.
- B. From the Guest access settings in the Microsoft Teams admin center, set Allow guest access in Microsoft Teams to On.
- C. From the External collaboration settings in the Azure Active Directory admin center, add Contoso's domain to the list of target domains.
- D. From the External access settings in the Microsoft Teams admin center, add Contoso's domain to the Allowed list of domains.
- E. From the External collaboration settings in the Azure Active Directory admin center, set Guest users permissions are limited to No.
- F. From the Services & add-ins settings in the Microsoft 365 admin center, set Let group owners add people outside the organization to groups to On.

**Answer:** BDF

#### Explanation:

Reference:

<https://docs.microsoft.com/en-us/microsoftteams/manage-external-access> <https://docs.microsoft.com/en-us/microsoftteams/teams-dependencies>

### NEW QUESTION 70

- (Topic 5)

Note: This question is part of a series of questions that present the same scenario. Each question in the series contains a unique solution that might meet the stated goals. Some question sets might have more than one correct solution, while others might not have a correct solution.

After you answer a question in this section, you will NOT be able to return to it. As a result, these questions will not appear in the review screen.

You have a Microsoft 365 subscription that contains several Microsoft SharePoint Online sites.

You need to ensure that the content stored in a SharePoint modern team site named Sales is available from Microsoft Teams. The solution must ensure that when a new channel is added to a team, a folder for the channel is created in the Sales site.

Solution: From a team, you add a tab for the Sales site. Does this meet the goal?

- A. Yes
- B. No

**Answer:** B

#### Explanation:

<https://support.office.com/en-us/article/Create-a-Microsoft-Team-from-SharePoint-545973b6-c38f-426a-b2b6-16405a561628>



## NEW QUESTION 72

- (Topic 5)

Your company has a Microsoft 365 subscription.

You have a Microsoft Teams team named Sales that is set to Private.

Users report that they can view the Sales team from a list of suggested teams. You need to hide the team from the list of suggested teams.

What should you do from the Microsoft Teams client?

- A. Modify the Team discovery settings.
- B. Select the Hide team option.
- C. Modify the team privacy settings.
- D. Modify the team member permissions.

**Answer: A**

### Explanation:

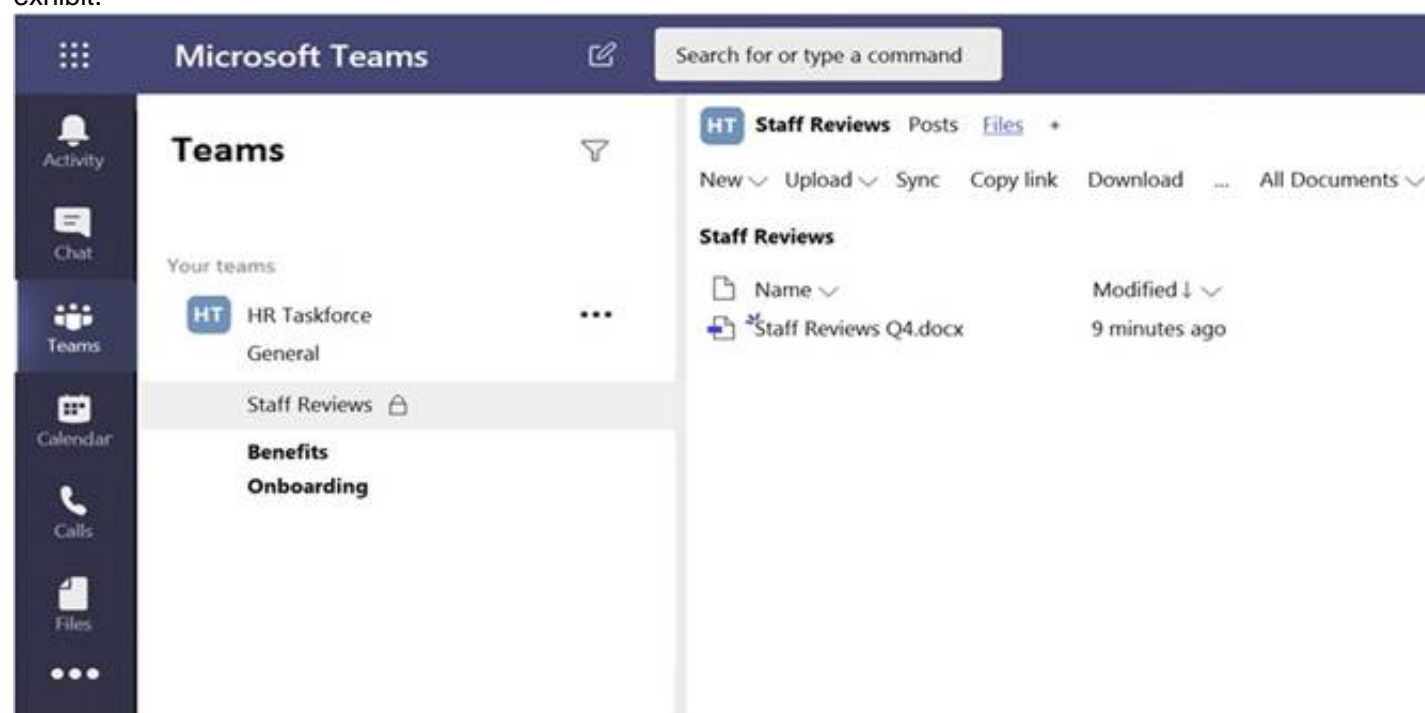
Reference:

<https://docs.microsoft.com/en-us/microsoftteams/manage-discovery-of-private-teams#set-whether-existing-private-teams-are-discoverable>

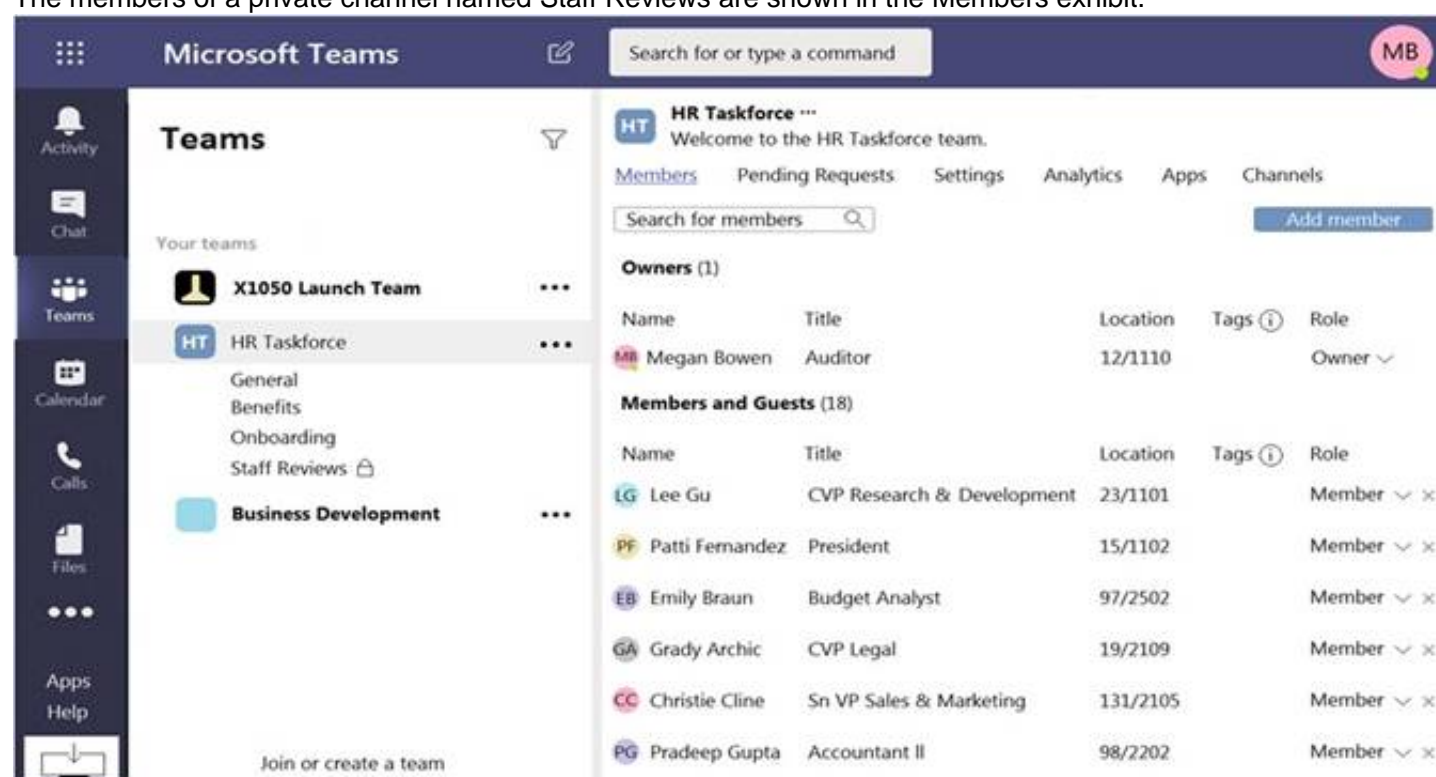
## NEW QUESTION 75

HOTSPOT - (Topic 5)

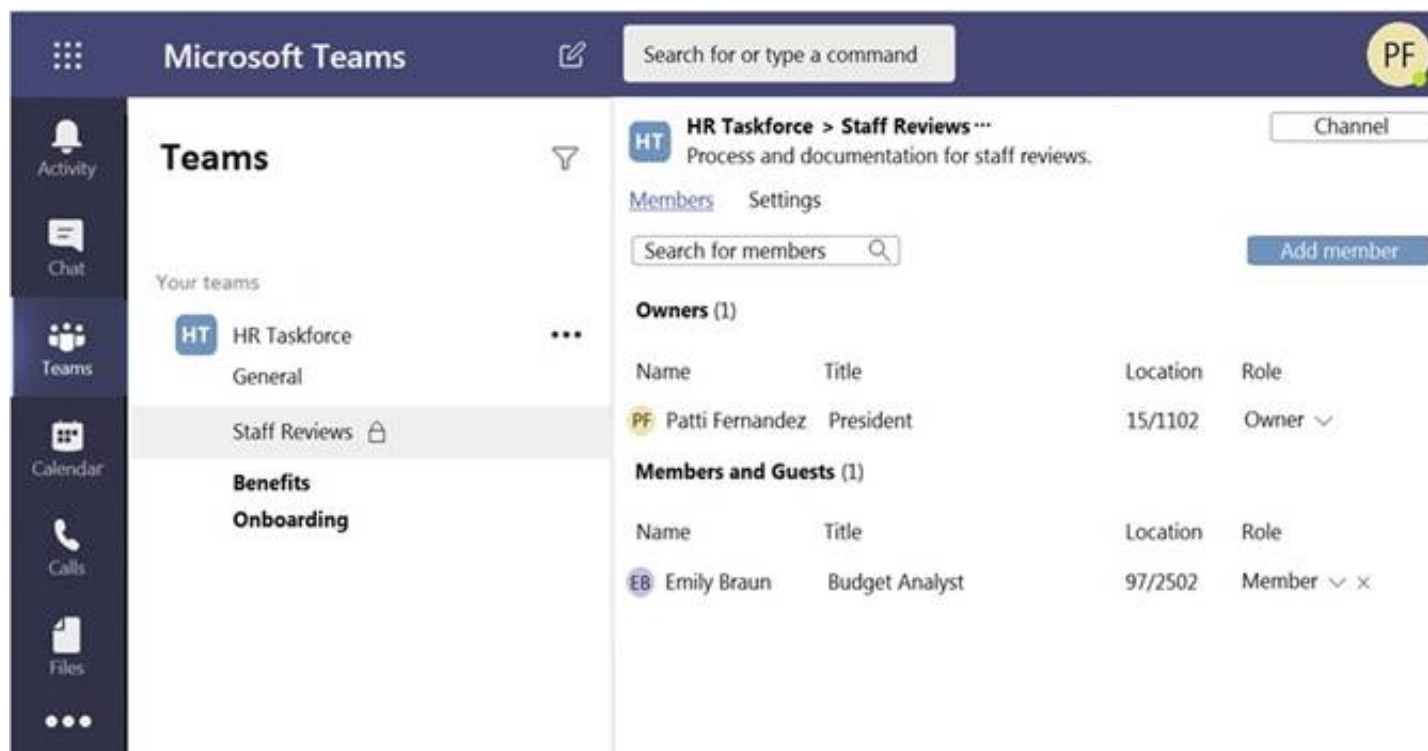
Your company has a Microsoft Teams deployment that contains a team named HR Taskforce. The members of HR Taskforce are shown in the HR Taskforce exhibit.



The members of a private channel named Staff Reviews are shown in the Members exhibit.



The files in the Staff Reviews channel are shown in the Files exhibit.



For each of the following statements, select Yes if the statement is true. Otherwise, select No.  
NOTE: Each correct selection is worth one point

Statements	Yes	No
A user named Megan Bowen can view the name, description, and owner of the Staff Reviews channel.	<input type="radio"/>	<input type="radio"/>
A user named Megan Bowen can open the Staff Reviews Q4.docx file.	<input type="radio"/>	<input type="radio"/>
A user named Megan Bowen can add new members to the Staff Reviews channel.	<input type="radio"/>	<input type="radio"/>

- A. Mastered
- B. Not Mastered

Answer: A

Explanation:

Statements	Yes	No
A user named Megan Bowen can view the name, description, and owner of the Staff Reviews channel.	<input checked="" type="radio"/>	<input type="radio"/>
A user named Megan Bowen can open the Staff Reviews Q4.docx file.	<input type="radio"/>	<input checked="" type="radio"/>
A user named Megan Bowen can add new members to the Staff Reviews channel.	<input type="radio"/>	<input checked="" type="radio"/>

#### NEW QUESTION 77

- (Topic 5)

Your company uses Phone System.

A group of users make outbound calls on behalf of the company's billing department.

You need to ensure that when the users make the outbound calls, their numbers are replaced by a phone number that is associated to an existing call queue.  
What should you do first?

- A. Create a new calling policy and set Make private calls to On.
- B. Create a new calling policy and set Inbound calls can be routed to call groups to On.
- C. Create a new caller ID policy and set Replace caller ID to Anonymous.
- D. Create a new caller ID policy and set Replace caller ID to Service number.

Answer: D

Explanation:

Reference:

https://docs.microsoft.com/en-us/microsoftteams/caller-id-policies https://docs.microsoft.com/en-us/microsoftteams/set-the-caller-id-for-a-user

#### NEW QUESTION 79

- (Topic 5)

You have a Microsoft 365 subscription.

You create an org-wide team named Team1. Users named User1 and User2 are the owners of Team1.

You need to configure Team1 to meet following requirements:

? Ensure that only User1 and User2 can create new posts in the General channel.

? Prevent @mentions for the org-wide team members.

Which two actions should you perform from the Microsoft Teams client? Each correct answer presents part of the solution.

NOTE: Each correct selection is worth one point.

A. From the Team1 settings, clear Give members the option to edit their messages

B. From the General Channel settings of Team1, set the channel moderation preference to Anyone can post; show alert that postings will notify everyone (recommended for large teams)

C. From the General Channel settings of Team1, set the channel moderation preference to Only owners can post messages.

D. From the Team1 settings, disable all the Fun stuff settings.

E. From the Team1 settings, set Show members the option to @team or @[team name] to Off.

**Answer: CE**

**Explanation:**

Reference:

https://docs.microsoft.com/en-us/microsoftteams/create-an-org-wide-team

## NEW QUESTION 81

HOTSPOT - (Topic 5)

Your company plans to upgrade to Microsoft Teams from Microsoft Skype for Business Online. The org-wide coexistence mode for Microsoft Teams is set to Teams Only.

The company has a user named User1.

You need to implement a migration solution that meets the following requirements:

• User 1 must be able to chat and create meetings by using Skype for Business only.

• User 1 must be able to read and post messages by using Microsoft Teams channels. How should you complete the PowerShell command? To answer, select the appropriate

options in the answer area. NOTE: Each correct selection is worth one point.

Grant-CsClientPolicy  
Grant-CsTeamsUpgradePolicy  
Move-CsLegacyUser

-PolicyName

Islands  
SfbOnly  
SfbWithTeamsCollab  
SfbWithTeamsCollabAndMeetings  
UpgradeToTeams

-Identity User1  
All

These are the selections for the third missing value.

A. Mastered

B. Not Mastered

**Answer: A**

**Explanation:**

Grant-CsClientPolicy  
Grant-CsTeamsUpgradePolicy  
Move-CsLegacyUser

-PolicyName

Islands  
SfbOnly  
SfbWithTeamsCollab  
SfbWithTeamsCollabAndMeetings  
UpgradeToTeams

-Identity User1  
All

These are the selections for the third missing value.

## NEW QUESTION 85

SIMULATION - (Topic 4)

Task 9

You need to deploy the Microsoft Viva Connections app to Teams and install the app as the first item on the app bar of the Teams client for all users.

A. Mastered

B. Not Mastered

**Answer: A**

**Explanation:**

To deploy the Microsoft Viva Connections app to Teams and install the app as the first item on the app bar of the Teams client for all users, you need to use the Teams admin center and PowerShell. Here are the steps to follow:

? Sign in to the Teams admin center with your Microsoft 365 username and password1.

? In the left navigation, go to Teams apps > Manage apps.

? Click Upload and then select the Viva Connections app package that you created using PowerShell2. If you have not created the app package yet, you can follow the instructions in this article to do so.

? After uploading the app package, click on the app name and then click Publish.

? In the left navigation, go to Teams apps > Setup policies.

? Select an existing policy or create a new one by clicking Add.

? In the Setup policy pane, under Installed apps, click Add apps and then select the Viva Connections app from the list.

? Drag and drop the Viva Connections app to reorder it as the first item on the app bar.

? Click Save and then Close.

? To assign the setup policy to all users, you can use PowerShell to run the following cmdlet:



Get-CsOnlineUser | Grant-CsTeamsAppSetupPolicy -PolicyName "YourPolicyName"

Replace "YourPolicyName" with the name of the policy that you created or modified in step 6.

Note: It may take up to 24 hours for the changes to take effect.

Now, you have deployed and installed the Microsoft Viva Connections app to Teams as the first item on the app bar for all users.

#### NEW QUESTION 87

SIMULATION - (Topic 4)

Task 5

You need to prevent incoming Teams call notifications when users are already on a Teams call or in a Teams meeting. The solution must NOT reject the call.

- A. Mastered
- B. Not Mastered

**Answer:** A

#### Explanation:

To prevent incoming Teams call notifications when users are already on a Teams call or in a Teams meeting, you can use the Teams admin center to enable the Mute notifications during meetings and calls option. This option will suppress the incoming call notifications without rejecting the call. The caller will still hear the ringing tone and the callee can still answer the call from the Teams app or the taskbar. Here are the steps to enable this option:

? Sign in to the Teams admin center with your Microsoft 365 username and password1.

? In the left navigation, go to Teams > Teams update policies.

? Select an existing policy or create a new one by clicking Add.

? In the Update policy pane, under Meetings and calls, turn on the toggle for Mute notifications during meetings and calls.

? Click Save and then Close.

Note: You can assign different update policies to different users or groups of users. For more information, see Manage update policies in Microsoft Teams2.

#### NEW QUESTION 91

SIMULATION - (Topic 4)

Task 6

You need to configure a virtual receptionist for your company's main office located at 1 Microsoft Way, Redmond. The solution must meet the following requirements:

- Callers must press 1 for the company directory to lookup by name.
- Callers must press 0 to hear the company address.
- Callers must be offered the same menu at all times.

- A. Mastered
- B. Not Mastered

**Answer:** A

#### Explanation:

To configure a virtual receptionist for your company's main office, you can use the Teams admin center to create and assign an auto attendant. An auto attendant is a voice menu system that allows callers to be transferred to an extension or a queue without speaking to an operator or receptionist. Here are the steps to create and assign an auto attendant that meets your requirements:

? Sign in to the Teams admin center with your Microsoft 365 username and password.

? In the left navigation, go to Voice > Auto attendants.

? Click Add (+) to create a new auto attendant.

? In the Basics tab, enter a name and an optional description for the auto attendant, such as "Main Office Receptionist".

? Under Phone number, select Assign and then choose a service number from the list or click Add new number to get a new one. A service number is a type of phone number that can handle hundreds of simultaneous calls and is used for services such as audio conferencing, auto attendants, and call queues.

? Click Apply and then Next.

? In the Greeting and menu tab, under Greeting, select Custom and then click Upload audio file to upload a recorded greeting message for the callers, such as "Welcome to Microsoft. Please listen carefully to the following options."

? Under Menu options, click Add (+) and then select Key press from the drop-down menu.

? In the Key press box, enter 1 and then select Dial by name from the Action drop- down menu. This will allow callers to press 1 for the company directory to lookup by name.

? Click Add (+) again and then select Key press from the drop-down menu.

? In the Key press box, enter 0 and then select Play audio file from the Action drop- down menu. This will allow callers to press 0 to hear the company address.

? Click Upload audio file and then upload a recorded message with the company address, such as "Our main office is located at 1 Microsoft Way, Redmond."

? Under Menu options, turn on the toggle for Repeat menu until caller hangs up or presses #. This will offer the same menu at all times.

? Click Next.

? In the Business hours tab, under Business hours, select 24/7 from the drop-down menu. This will make the auto attendant available at all times.

? Click Next.

? In the Review tab, review your settings and then click Save.

Now, you have configured a virtual receptionist for your company's main office that meets your requirements.

#### NEW QUESTION 95

SIMULATION - (Topic 4)

Task 11

You need to restrict external Teams communication for both calling and personal chat to only organizational users that use the microsoft.com domain.

- A. Mastered
- B. Not Mastered

**Answer:** A

#### Explanation:

To restrict external Teams communication for both calling and personal chat to only organizational users that use the microsoft.com domain, you need to use the



Teams admin center to configure the external access settings. Here are the steps to follow:

? Sign in to the Teams admin center with your Microsoft 365 username and password.

? In the left navigation, go to Org-wide settings > External access.

? Under External access, turn on the toggle for Users can communicate with other Skype for Business and Teams users.

? Under Cross-tenant access settings, click Manage settings.

? In the Cross-tenant access settings pane, under Calling and chat, select Allow specific domains and then enter microsoft.com in the box below. This will allow your users to communicate with Microsoft users via calling and chat.

? Click Save.

Note: You also need to make sure that microsoft.com has configured their external access settings to allow communication with your domain. See Communicate with users from other organizations for more details.

#### NEW QUESTION 98

SIMULATION - (Topic 4)

Task 4

You need to add the following disclaimer as pan of all Teams meeting invites: “Disc aimer: This meeting may be recorded for quality and training purposes.”

A. Mastered

B. Not Mastered

**Answer: A**

#### Explanation:

To add a disclaimer to all Teams meeting invites, you can use the Exchange admin center to create a mail flow rule that applies the disclaimer to meeting requests. Here are the steps to follow:

? Sign in to the Exchange admin center with your Microsoft 365 username and password1.

? In the left navigation, go to Mail flow > Rules.

? Click Add (+) and then select Create a new rule.

? In the New rule pane, enter a name for the rule, such as “Meeting disclaimer”.

? Under Apply this rule if, select A message header includes any of these words.

? In the Specify header name box, enter X-MS-Exchange-Calendar-Meeting- Request. This is a special header that identifies meeting requests2.

? In the Specify words or phrases box, enter True. This means that the rule will apply to any message that has the header set to True.

? Click Add and then OK.

? Under Do the following, select Append the disclaimer.

? In the Specify disclaimer text box, enter the disclaimer text that you want to add to the meeting invites, such as:

Disclaimer: This meeting may be recorded for quality and training purposes.

? Click Enter text and then OK.

? Under Choose a mode for this rule, select Enforce.

? Click Save.

Now, when you or anyone in your organization schedules a Teams meeting, the disclaimer will be added to the meeting invites automatically.

#### NEW QUESTION 100

SIMULATION - (Topic 4)

Task 2

You need to configure only the Teams meeting invites of Allan DeYoung to first show a dial-in bridge number in Toronto, and then show then a dial-in bridge number in Pans in the body of his invites.

A. Mastered

B. Not Mastered

**Answer: A**

#### Explanation:

To configure the Teams meeting invites of Allan DeYoung to show a dial-in bridge number in Toronto and then a dial-in bridge number in Paris, you can use the Teams admin center to set the phone numbers included on his invites. Here are the steps to follow:

? Sign in to the Teams admin center with your Microsoft 365 username and password1.

? In the left navigation, go to Users and then select Allan DeYoung from the list of users.

? In the user details page, go to Meetings and then click Edit next to Audio Conferencing.

? In the Audio Conferencing pane, under Phone numbers, select Customized from the drop-down menu.

? In the Customized phone numbers box, enter the phone numbers that you want to include on Allan's invites, separated by commas. For example, you can enter: +1 416-555-1234 (Toronto), +33 1 55 55 55 55 (Paris)

? Click Save and then Close.

Now, when Allan DeYoung schedules a Teams meeting, his invites will show the Toronto and Paris dial-in bridge numbers in the body of his invites, in the order that you specified.

#### NEW QUESTION 103

SIMULATION - (Topic 4)

Task 10

You need to set Microsoft SharePoint as the only cloud storage option for all teams.

A. Mastered

B. Not Mastered

**Answer: A**

#### Explanation:

To set Microsoft SharePoint as the only cloud storage option for all teams, you need to use the Teams admin center to disable the third-party cloud storage services. Here are the steps to follow:

? Sign in to the Teams admin center with your Microsoft 365 username and password1.

? In the left navigation, go to Org-wide settings > Services & add-ins.

? Under Cloud file storage, click Manage.

? In the Cloud file storage pane, turn off the toggles for Box, Dropbox, Google Drive, and Citrix ShareFile. This will disable these services for all teams and users in your organization.

? Click Save.

Now, Microsoft SharePoint will be the only cloud storage option for all teams. Users will be able to access SharePoint files from the Files tab in each team channel or from the Files app on the left side of Teams.

#### NEW QUESTION 105

- (Topic 3)

You need to implement the planned changes for the marketing department.

Which two actions should you perform? Each correct answer presents part of the solution.

NOTE: Each correct selection is worth one point.

- A. Set Join external shared channels to On for the Teams policy of the marketing department.
- B. From the Azure Active Directory admin center, configure the B2B direct connect outbound access settings for external users and groups.
- C. Set invite external users to shared channels to On for the Teams policy of the marketing department.
- D. From the Azure Active Directory admin center, configure the B2B direct connect inbound access settings for external users and groups.
- E. Set invite external users to shared channels to On for the Global (Org-wide default) Teams policy.

**Answer:** CD

#### NEW QUESTION 107

- (Topic 3)

You need to ensure that file sharing during Teams chats meets the technical requirements of the marketing department.

What should you do?

- A. Create a retention policy for Teams chats.
- B. Create a data loss prevention (DIP) policy for Teams chat and channel messages.
- C. Enable Customer Lockbox.
- D. Create a retention policy for the OneDrive accounts location.
- E. Create a retention policy for the SharePoint sites location.

**Answer:** E

#### NEW QUESTION 108

SIMULATION - (Topic 4)

Task 3

Adele Vance is a member of your company's technology adoption team.

You need to provide only Adele with the ability to turn on and off Teams preview features.

- A. Mastered
- B. Not Mastered

**Answer:** A

#### Explanation:

To provide only Adele Vance with the ability to turn on and off Teams preview features, you need to create and assign a custom update policy for her. Here are the steps to do so:

? Sign in to the Microsoft Teams admin center with your Microsoft 365 username and password1.

? In the left navigation, go to Teams > Teams Update policies.

? Select Add to create a new policy or select an existing policy to open Update policy.

? Name the update policy, add a description, and select Enabled from the drop-down menu for Allow public preview. This option enables Teams Public Preview regardless of whether a user is enrolled in Office Current Channel (Preview). The end user must also opt in to Teams public preview in their Teams app2.

? Click Save and then Close.

? In the left navigation, go to Users and then search for Adele Vance from the list of users.

? In the user details page, go to Policies and then click Edit next to Assigned policies.

? In the Assigned policies pane, under Update policy, select the policy that you created or modified in step 4 from the drop-down menu.

? Click Apply and then Close.

Now, Adele Vance can turn on and off Teams preview features by following these steps in her Teams app3:

? Select the three dots to the left of your profile to display the Teams menu.

? Select About > Public preview.

? Select Switch to Public preview or Switch back to standard version.

#### NEW QUESTION 109

- (Topic 2)

You need to create a team for the sales department. What should you do first?

- A. Create an Office 365 group and modify the membership rule for the group.
- B. From PowerShell, run the Add-AzureAdGroupMember cmdlet.
- C. From PowerShell, run the New-Team cmdlet.
- D. Create a team and select Build a team from scratch.

**Answer:** A

#### Explanation:

Reference:  
<https://docs.microsoft.com/en-us/microsoftteams/dynamic-memberships>

#### NEW QUESTION 114

HOTSPOT - (Topic 3)

You need to implement the planned changes for the marketing department and the project management department. The solution must meet the technical requirements.

Which type of channel should you use for each department? To answer, select the appropriate options in the answer area.

NOTE: Each correct selection is worth one point

Answer Area

Marketing:

Project management:

- A. Mastered
- B. Not Mastered

Answer: A

Explanation:

Answer Area

Marketing:

Project management:

#### NEW QUESTION 115

HOTSPOT - (Topic 3)

You need to configure a policy for the IT department to meet the technical requirements for training videos.

How should you complete the PowerShell cmdlet? To answer, select the appropriate options in the answer area.

NOTE: Each correct selection is worth one point.

Answer Area

Set-CsTeamsMeetingPolicy -Identity IT

-NewMeetingRecordingExpirationDays

- A. Mastered
- B. Not Mastered

Answer: A

Explanation:

Answer Area

Set-CsTeamsMeetingPolicy -Identity IT

-NewMeetingRecordingExpirationDays

#### NEW QUESTION 117

DRAG DROP - (Topic 1)

You need to recommend a voice topology for the departments. The topology must meet the calling requirements and the security requirements. What should you recommend for each department? To answer, select the appropriate options in the answer area.  
 NOTE: Each correct selection is worth one point.

### Voice Topologies

- Calling Plans
- Direct Routing
- On-premises call handling
- Skype for Business Cloud Connector Edition

### Answer Area

- HR: Voice topology
- Sales: Voice topology
- R&D: Voice topology

- A. Mastered
- B. Not Mastered

**Answer:** A

**Explanation:**

### Voice Topologies

- Calling Plans
- Direct Routing
- On-premises call handling
- Skype for Business Cloud Connector Edition

### Answer Area

- HR: Direct Routing
- Sales: Calling Plans
- R&D: Skype for Business Cloud Connector Edition

### NEW QUESTION 120

- (Topic 1)

You need to configure the environment to meet the technical requirements for guest users. What should you modify from the Microsoft Teams admin center?

- A. the global app permission policy
- B. the Org-wide settings
- C. the global meeting policy
- D. the global messaging policy

**Answer:** C

**Explanation:**

Microsoft Teams admin center > Org-wide settings > Guest access > Make private calls = off.

### NEW QUESTION 124

HOTSPOT - (Topic 1)

You need to recommend which inbound ports to the network and outbound ports to Office 365 must be allowed on the company's firewall after the planned upgrade. The solution must meet the security requirements.

Which inbound and outbound ports should you recommend? To answer, select the appropriate options in the answer area.

NOTE: Each correct selection is worth one point.



Outbound TCP:	<div><div></div><div>135</div><div>80 and 443</div><div>3478 to 3481</div><div>50000 to 59999</div><div>None</div></div>
Outbound UDP:	<div><div></div><div>135</div><div>80 and 443</div><div>3478 to 3481</div><div>50000 to 59999</div><div>None</div></div>
Inbound TCP:	<div><div></div><div>135</div><div>80 and 443</div><div>3478 to 3481</div><div>50000 to 59999</div><div>None</div></div>
Inbound UDP:	<div><div></div><div>135</div><div>80 and 443</div><div>3478 to 3481</div><div>50000 to 59999</div><div>None</div></div>

- A. Mastered
- B. Not Mastered

Answer: A

Explanation:

Outbound TCP:

135
80 and 443
3478 to 3481
50000 to 59999
None

Outbound UDP:

135
80 and 443
3478 to 3481
50000 to 59999
None

Inbound TCP:

135
80 and 443
3478 to 3481
50000 to 59999
None

Inbound UDP:

135
80 and 443
3478 to 3481
50000 to 59999
None

#### NEW QUESTION 125

- (Topic 1)

You need to configure the environment to meet the device requirements for the Microsoft Teams phones. What should you do from the Microsoft Teams admin center?

- A. Create a configuration profile
- B. Modify the Teams settings
- C. Create a meeting policy
- D. Create a calling policy

**Answer:** A

#### Explanation:

Reference:

<https://docs.microsoft.com/en-us/microsoftteams/devices/device-management>

#### NEW QUESTION 129

- (Topic 5)

Your company uses Microsoft Teams and a Microsoft calling plan. The company has a main office in Chicago. The company opens a new office in Toronto that has 500 users. You need to ensure that the correct address is available to emergency responders. What should you do?

- A. Create a calling policy and assign the policy to each user.
- B. Create a configuration profile and assign the profile to the device of each user.
- C. Add an emergency address, and then modify the outbound calling setting for each user.
- D. Add an emergency address, and then modify the location for each phone number.

**Answer:** D

#### Explanation:

According to the Microsoft documentation<sup>1</sup>, you need to add an emergency address for each location where your users make and receive phone calls. An emergency address is a civic address—the physical or street address of a place of business for your organization. It is used to route emergency calls to the appropriate dispatch authorities and to assist in locating the emergency caller.

After you add an emergency address, you need to assign a phone number to it. You can assign either a user number or a service number. A user number is

assigned to a specific user in your organization who makes and receives phone calls. A service number is used for services such as Audio Conferencing (for dial-in numbers), auto attendants, or call queues.

To assign a phone number to an emergency address, you need to modify the location for each phone number. You can do this by using the Microsoft Teams admin center or PowerShell. For example, to modify the location for a user number by using PowerShell, you can use the Set-CsOnlineVoiceUser cmdlet with the -LocationID parameter2.

#### NEW QUESTION 130

- (Topic 5)

You have a Microsoft 365 subscription that uses Teams.

You need to upload network IP subnet information to call analytics.

What should you configure?

- A. Reporting labels
- B. Notification & alerts
- C. Network topology
- D. Voice application policies

**Answer:** B

#### NEW QUESTION 131

HOTSPOT - (Topic 5)

You have a Microsoft 365 subscription that contains a group named Group1. You need to configure Group1 to meet the following requirements:

? Users must not be permitted to pin apps to the Microsoft Teams app bar.

? Only the Chat, Teams, and Calendar apps must appear on the Microsoft Teams app bar.

Which policy type should you create and which PowerShell cmdlet should you run to assign the policy? To answer, select the appropriate options in the answer area.

NOTE: Each correct selection is worth one point.

Policy type:

	▼
App permission	
App setup	
Messaging	
Microsoft Teams	

PowerShell cmdlet:

	▼
Grant-CsTeamsAppPermissionPolicy	
Grant-CsTeamsAppSetupPolicy	
Grant-CsTeamsMessagingPolicy	
Grant-CsTeamsMobilityPolicy	

- A. Mastered
- B. Not Mastered

**Answer:** A

**Explanation:**

Policy type:

	▼
App permission	
App setup	
Messaging	
Microsoft Teams	

PowerShell cmdlet:

	▼
Grant-CsTeamsAppPermissionPolicy	
Grant-CsTeamsAppSetupPolicy	
Grant-CsTeamsMessagingPolicy	
Grant-CsTeamsMobilityPolicy	

#### NEW QUESTION 132

- (Topic 5)

Your company uses Teams.

You successfully port and assign an audio conferencing toll-free number to Microsoft. You test the toll-free number and ensure that meetings are successful. The next day, you receive reports that the toll-free number is no longer working, but local toll numbers still work. You need to ensure that the toll-free number works. What should you do?

- A. Add the toll-free number to an Audio Conferencing policy.
- B. Set Anonymous users and dial-in callers can start a meeting to On
- C. Add Communication Credits.
- D. Set the toll-free number as the default conference bridge.

Answer: A

### NEW QUESTION 135

HOTSPOT - (Topic 5)

Your company has a Microsoft Office 365 subscription. All users use an email domain named @adatum.com. You have the guest access settings shown in the Guest Access exhibit. (Click the Guest Access tab.)

**Guest access**

Guest access in Teams lets people outside your organization access teams and channels. You can use the settings below to control which features guest users can or can't use. [Learn more](#)

Allow guest access in Teams ☒ On

**Calling**

Manage calling specific controls for guest users.

Make private calls ☒ On

**Meeting**

Turn on or turn off settings for guests in meetings.

Allow IP video ☒ On

Screen sharing mode

Allow Meet Now ☒ On

**Messaging**

Turn on or turn off settings for guests in chats or channel conversations.

Edit sent messages ☒ On

Delete sent messages ☒ On

Chat ☒ On

Use Giphy in conversations ☐ Off

Giphy content rating

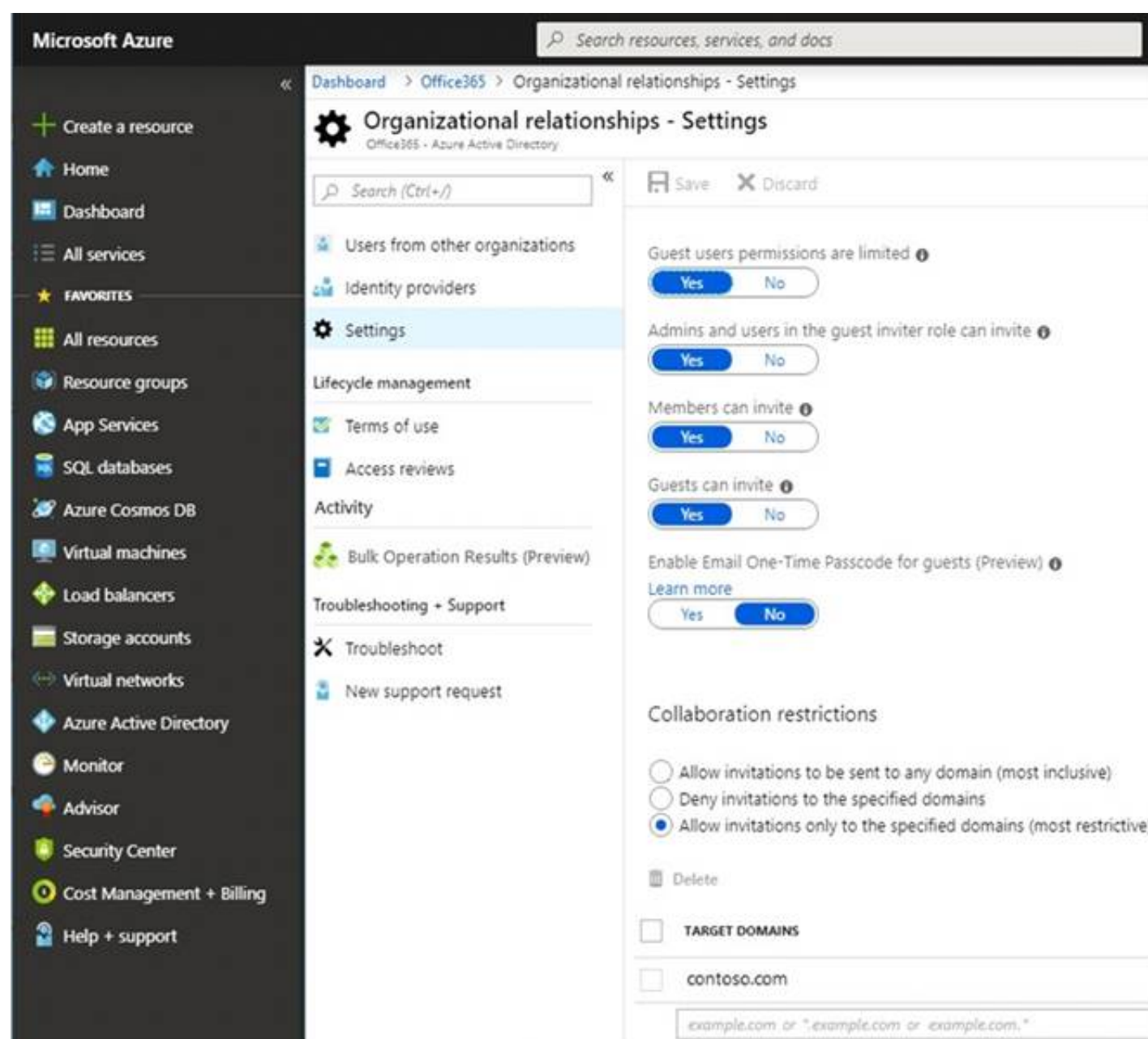
Use Memes in conversations ☒ On

Use Stickers in conversations ☐ Off

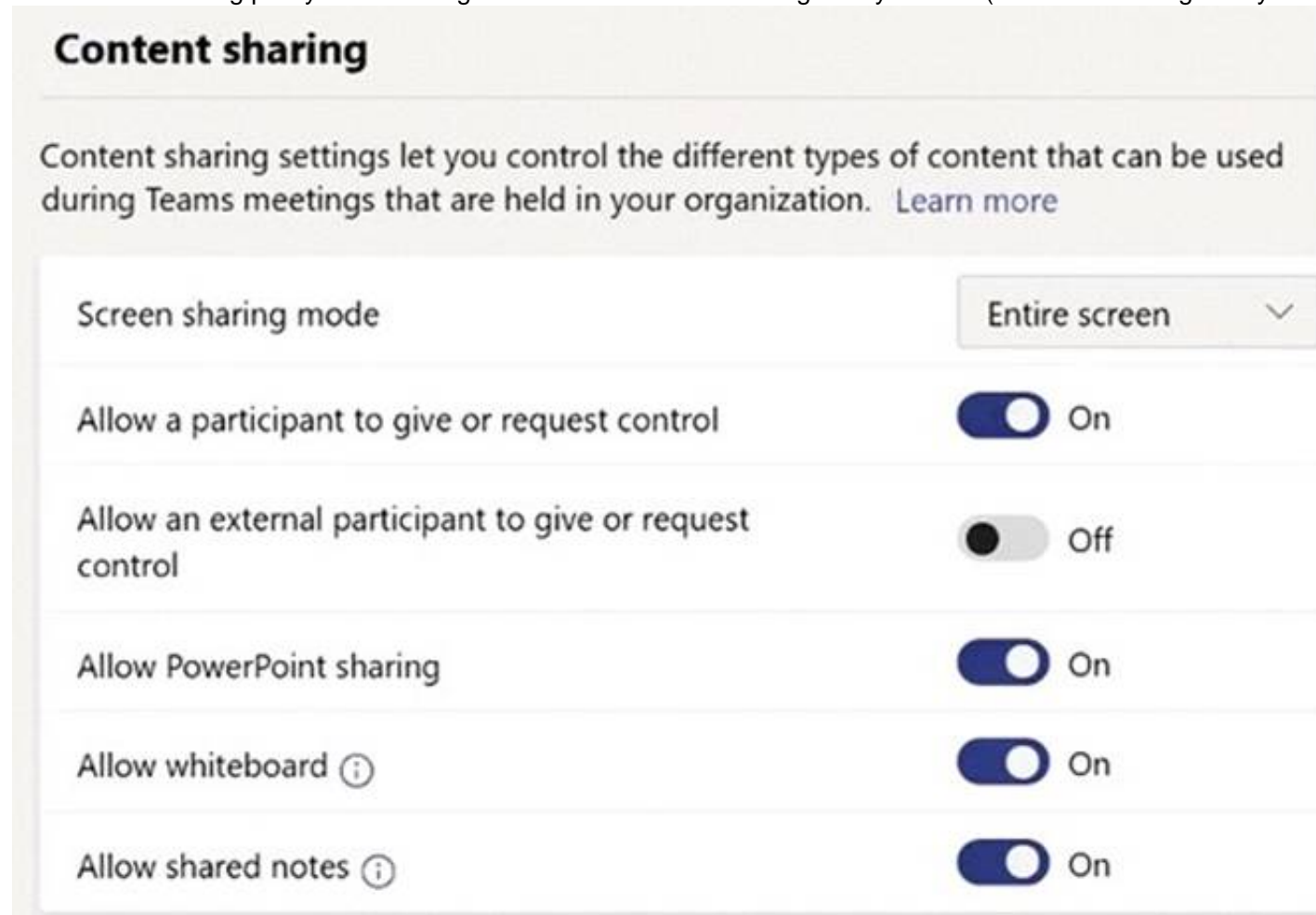
Allow immersive reader for viewing messages ☒ On

You have the organizational relationship settings shown in the Organizational Relationship exhibit. (Click Organizational Relationship tab.)





You have a meeting policy that is configured as shown in the Meeting Policy exhibit. (Click the Meeting Policy tab.)



For each of the following statements, select Yes if the statement is true. Otherwise, select No.  
 NOTE: Each correct selection is worth one point.

Statements	Yes	No
Users at your company can share their screen with guest users during meetings.	<input type="radio"/>	<input type="radio"/>
Users at your company can add users from a company that uses an email domain of fabrikam.com to teams.	<input type="radio"/>	<input type="radio"/>
Users at your company can add users from a company that uses an email domain of contoso.com to teams.	<input type="radio"/>	<input type="radio"/>

- A. Mastered  
 B. Not Mastered

Answer: A

Explanation:

Statements	Yes	No
Users at your company can share their screen with guest users during meetings.	<input type="radio"/>	<input checked="" type="radio"/>
Users at your company can add users from a company that uses an email domain of fabrikam.com to teams.	<input type="radio"/>	<input checked="" type="radio"/>
Users at your company can add users from a company that uses an email domain of contoso.com to teams.	<input checked="" type="radio"/>	<input type="radio"/>

#### NEW QUESTION 139

- (Topic 5)

You have a Microsoft 365 E5 subscription.

You need to generate a report that provides the following information:

- ? How many users post and reply to channel messages
- ? The number of ad hoc meetings organized by a user
- ? The number of meetings a user has participated in
- ? The total video time of a user

Which report should you run?

- A. Teams user activity  
 B. Teams usage  
 C. Teams live event usage  
 D. Teams app usage

Answer: A

Explanation:

Reference:

<https://docs.microsoft.com/en-us/microsoftteams/teams-analytics-and-reports/teams-usage-report>

#### NEW QUESTION 141

- (Topic 5)

Your company uses Teams.

You have a team named Team1.

You need to prevent guest users from accessing files in Team1. The solution must NOT affect external collaboration with any other teams. What should you do?

- A. From the SharePoint admin center, edit the External sharing settings for the associated site.  
 B. From the Microsoft Entra admin center, configure the External collaboration settings for guest users.  
 C. From the Microsoft Entra admin center, create a Conditional Access policy.  
 D. From the Microsoft Teams admin center, set external access to Block all external domains.  
 E. From the Microsoft Teams admin center, set Allow guest access in Teams to Off.

Answer: A

#### NEW QUESTION 144

- (Topic 5)

You have a Microsoft 365 subscription named contoso.com that uses Microsoft Teams. You need to ensure that Microsoft Teams users can perform the following tasks:

- Search for customers that use Skype (Consumer).
- Start a Skype chat with the customers.

Which two actions should you perform? Each correct answer presents part of the solution. NOTE: Each correct selection is worth one point.

- A. From the Microsoft Teams admin center, turn on external access.
- B. From the Azure portal, configure Azure AD B2C.
- C. Add a \_sipinternaltls SRV record to the contoso.com DNS domain.
- D. From the Microsoft Teams admin center, turn on guest access.
- E. Add a \_sipfederationtls SRV record to the contoso.com DNS domain.

**Answer:** AE

#### NEW QUESTION 147

HOTSPOT - (Topic 5)

You have a Microsoft 365 subscription that has the licenses shown in the following table.

Type	Amount
Domestic Calling Plan	100
Phone System	100
Audio Conferencing	35

What is the maximum number of user phone numbers and toll-free service numbers you can acquire? To answer, select the appropriate options in the answer area.

NOTE: Each correct selection is worth one point.

User phone numbers:

100
120
235

Toll-free service numbers:

30
100
135

- A. Mastered
- B. Not Mastered

**Answer:** A

**Explanation:**

User phone numbers:

100
120
235

Toll-free service numbers:

30
100
135

#### NEW QUESTION 152

- (Topic 5)

Your company has a Microsoft Office 365 subscription. All users can create private channels.

You need to prevent specific users from creating private channels. What should you create from the Microsoft Teams admin center?

- A. a Teams policy
- B. a meeting policy
- C. a setup policy
- D. a permission policy



Answer: A

### NEW QUESTION 155

- (Topic 5)

Your company has a Microsoft 365 subscription.

All users have a computer that runs Windows 10 and has Microsoft Teams installed. A user reports the following issues:

? Users lose their connection during screen sharing.

? The user selection process takes too long to complete.

? The Microsoft Teams client crashes and restarts automatically.

You need to view the Microsoft Teams debug logs to troubleshoot the issues. What should you do?

A. From the Microsoft Teams client, select F1. Open the ETL files in the %Appdata%\Microsoft\Teams\ folder.

B. From the Microsoft Teams client, select Ctrl+Alt+Shift+1. Open the log files in the %Userprofile%\Downloads\ folder.

C. From Event Viewer, open the Application log and filter the log for a keyword of MSTeams.

D. Right-click the Microsoft Teams icon in the application tray, and then select Get log

E. Open Logs.txt in the %Appdata%\Microsoft\Teams\ folder.

Answer: B

### Explanation:

Reference:

<https://docs.microsoft.com/en-us/microsoftteams/log-files>

### NEW QUESTION 160

HOTSPOT - (Topic 5)

Your company has offices in New York and Seattle.

You have a Microsoft 365 subscription that uses Teams.

You plan to assess network connectivity and make recommendations to optimize connectivity from each office to Teams.

You run the Microsoft 365 network connectivity test tool at both offices and produce the results shown in the following table.

Office	Setting	Result
New York	Your distance from the network egress location	>500 miles (800 km)
	Virtual private network (VPN) you use to connect to your organization	Detected
	VPN Split Tunnel	Microsoft Teams Optimize is selective tunneled
	Latency	250 ms
Seattle	Your distance from the network egress location	<3 miles (5 km)
	Virtual private network (VPN) you use to connect to your organization	Not detected
	Latency	75 ms

For each of the following statements, select Yes if True. Otherwise select No. NOTE: Each correct selection is worth one point.

Answer Area

Statements	Yes	No
VPN split tunneling must be implemented in the New York office.	<input type="radio"/>	<input type="radio"/>
Deploying a VPN connection to the Seattle office will improve the latency results for Teams.	<input type="radio"/>	<input type="radio"/>
A local internet breakout must be implemented in the New York office to improve connectivity to Teams.	<input type="radio"/>	<input type="radio"/>

A. Mastered

B. Not Mastered

Answer: A

### Explanation:

Answer Area

Statements	Yes	No
VPN split tunneling must be implemented in the New York office.	<input checked="" type="radio"/>	<input type="radio"/>
Deploying a VPN connection to the Seattle office will improve the latency results for Teams.	<input type="radio"/>	<input checked="" type="radio"/>
A local internet breakout must be implemented in the New York office to improve connectivity to Teams.	<input checked="" type="radio"/>	<input type="radio"/>

### NEW QUESTION 163



DRAG DROP - (Topic 5)

Your company uses Teams and deploys the Yammer Communities app to all users. The communications department at the company needs you to replace the image on the Teams app bar for the Communities app. Which three actions should you perform in sequence? To answer, drag the appropriate reports to the correct requirements. Each report may be used once, more than once, or not at all.

Actions

From Customize store in the Microsoft Teams admin center, choose an image.

Publish the app.

From Manage apps in the Microsoft Teams admin center, select **Customize**.

From Org-wide app settings, set Show tailored apps to **On**.

Modify the Color icon and Outline icon settings.

Answer Area

>

<

- A. Mastered
- B. Not Mastered

Answer: A

Explanation:

Actions

From Customize store in the Microsoft Teams admin center, choose an image.

Publish the app.

From Manage apps in the Microsoft Teams admin center, select **Customize**.

From Org-wide app settings, set Show tailored apps to **On**.

Modify the Color icon and Outline icon settings.

Answer Area

From Manage apps in the Microsoft Teams admin center, select **Customize**.

From Org-wide app settings, set Show tailored apps to **On**.

Publish the app.

NEW QUESTION 165

- (Topic 5)  
Note: This question is part of a series of questions that present the same scenario. Each question in the series contains a unique solution that might meet the stated goals. Some question sets might have more than one correct solution, while others might not have a correct solution. After you answer a question in this section, you will NOT be able to return to it. As a result, these questions will not appear in the review screen. You company has a Microsoft 365 subscription and a Virtual Desktop Infrastructure (VDI) solution. The company's Microsoft Teams upgrade policy is set to Teams only coexistence mode. You deploy the Microsoft Installer (MSI) package for Microsoft Teams to the VDI solution. Several months later, users of the VDI solution report that their workstation is missing several new Microsoft Teams features. You need to ensure that the VDI solution users can use the new Microsoft Teams features. Solution: You uninstall the Microsoft Teams MSI package, and then reinstall a new Microsoft Teams MSI package. Does this meet the goal?

- A. Yes
- B. No

Answer: A

Explanation:

Reference:  
<https://docs.microsoft.com/en-us/microsoftteams/teams-client-update> <https://docs.microsoft.com/en-us/microsoftteams/teams-for-vdi#install-teams-on-vdi>

NEW QUESTION 170

- (Topic 5)  
Your company has a Microsoft 365 subscription. You need to prevent only users in the company's research department from deleting chat messages. What should you do first from the Microsoft Teams admin center?

- A. Configure the Meeting settings.
- B. Create a new messaging policy.
- C. Modify the global messaging policy.
- D. Create a new meeting policy.

Answer: B

NEW QUESTION 172

HOTSPOT - (Topic 5)  
You have a Microsoft 365 subscription that uses Microsoft Teams. You have the users shown in the following table.

Name	Microsoft 365 role
User1	Compliance data administrator
User2	Teams communication admin
User3	Groups admin

You have a team named Project1 that contains the users shown in the following table.

Name	Role
User4	Owner
User5	Member

Which user can archive Project 1, and which tool should be used to perform the task? To answer, select the appropriate options in the answer area.  
 NOTE: Each correct selection is worth one point.

Answer Area

Can archive Project1:

Tool:

- A. Mastered
- B. Not Mastered

Answer: A

Explanation:

Answer Area

Can archive Project1:

Tool:

#### NEW QUESTION 177

- (Topic 5)

Your company has a Microsoft 365 subscription that contains 20 teams.

You need to ensure that a team named Team1 is identified as Highly Confidential in the Microsoft Teams client.

What should you use?

- A. a classification label in the Azure Active Directory admin center
- B. a sensitivity label in the Security & Compliance admin center
- C. a supervisor policy in the Security & Compliance admin center
- D. a teams policy in the Microsoft Teams admin center

Answer: B

Explanation:

<https://docs.microsoft.com/en-us/microsoft-365/compliance/sensitivity-labels-teams-groups-sites>

#### NEW QUESTION 181

- (Topic 5)

Your company has a Microsoft Office 365 subscription.

The company has the departments and teams shown in the following table.

Department name	Team name
Sales	Teams1
Finance	Teams2
HR	Teams3

You need to recommend which policies must be created to meet the following requirements:

- ? Users in the HR department must be prevented from sending messages marked as Urgent.
- ? Users in the finance department must be able to send messages marked as Urgent.
- ? Users in the finance department must be able to delete sent messages.
- ? The solution must only affect the HR department users and the finance department users.

What is the minimum number of policies you should recommend?

- A. two messaging policies
- B. one messaging policy and one permission policy
- C. one permission policy only
- D. two permission policies
- E. one messaging policy only

**Answer:** A

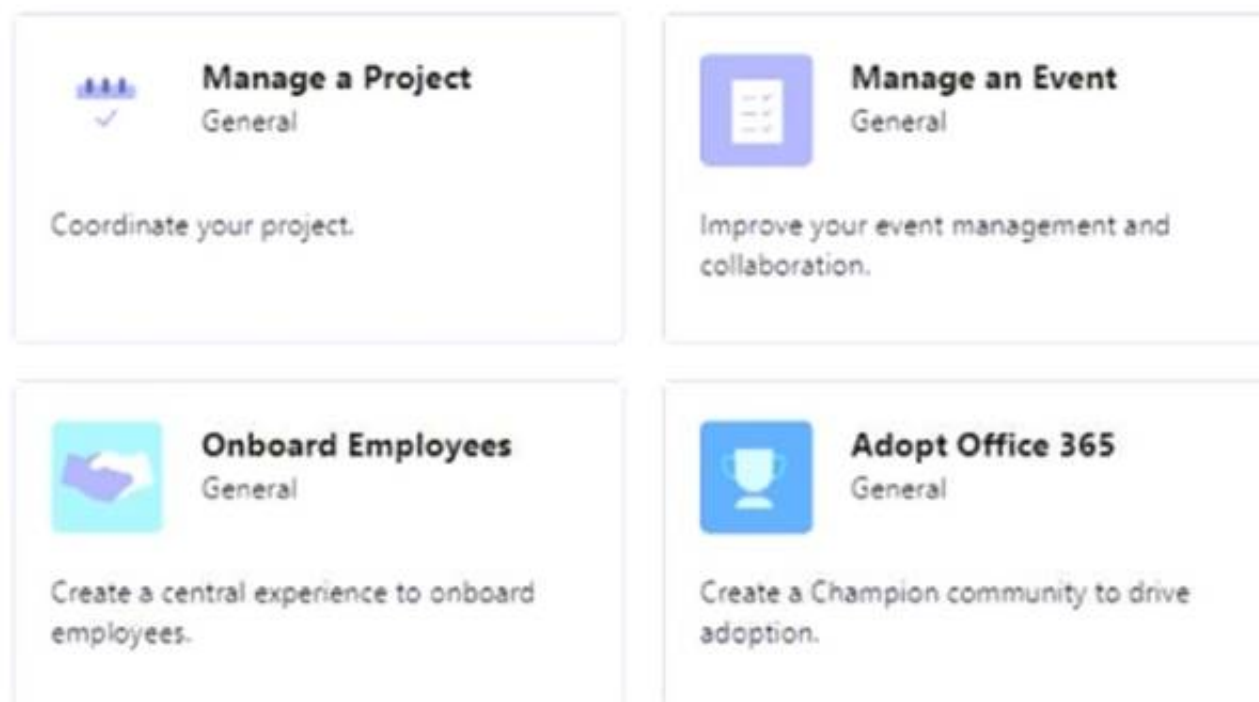
#### NEW QUESTION 185

- (Topic 5)

You have a Microsoft 365 subscription that uses Microsoft Teams.

When a user creates a new team, the user sees the templates shown in the following exhibit.

#### Create a team



- A. From the Microsoft Teams admin center, modify the team templates.
- B. From PowerShell, modify the team templates.
- C. From the Microsoft Teams admin center, modify the templates policies.
- D. From PowerShell, modify the Teams policies.

**Answer:** C

#### Explanation:

<https://learn.microsoft.com/en-us/sharepoint/dev/declarative-customization/site-design-scoping>

#### NEW QUESTION 186

- (Topic 5)

You have a Microsoft 365 E5 subscription that uses Microsoft Teams.

You need to enforce multi-factor authentication (MFA) for all users that access Microsoft Teams outside the corporate network.

What should you configure?

- A. a compliance policy
- B. a Teams policy
- C. a sign-in risk policy
- D. a Conditional Access policy

**Answer:** D

#### Explanation:

<https://learn.microsoft.com/en-us/azure/active-directory/conditional-access/howto-conditional-access-policy-all-users-mfa>

### NEW QUESTION 191

- (Topic 5)

Your company is upgrading from Microsoft Skype for Business Online to Microsoft Teams.

The company's Microsoft Teams upgrade policy is set to Islands coexistence mode. The company plans to maintain the coexistence mode for several months.

Several users report that they receive email messages about missed chat conversations. You need to recommend a solution to ensure that all the users receive chat messages.

Which two actions should you recommend? Each correct answer presents part of the solution.

NOTE: Each correct selection is worth one point.

- A. Install the Microsoft Teams clients on all the computers that run the Skype for Business client
- B. Instruct the users to sign in to both client applications.
- C. Instruct the users to modify the permissions in the Microsoft Teams client.
- D. Modify the global app setup policy.
- E. Modify the global app permission policy.
- F. Install the Skype for Business client on all the computers that run the Microsoft Teams client
- G. Instruct the users to sign in to both client applications.

**Answer:** AE

### Explanation:

Reference:

<https://docs.microsoft.com/en-us/microsoftteams/teams-and-skypeforbusiness-coexistence-and-interoperability>

### NEW QUESTION 195

- (Topic 5)

Note: This question is part of a series of questions that present the same scenario. Each question in the series contains a unique solution that might meet the stated goals. Some question sets might have more than one correct solution, while others might not have a correct solution.

After you answer a question in this section, you will NOT be able to return to it. As a result, these questions will not appear in the review screen.

Your company has a Microsoft 365 subscription.

You plan to configure the environment to allow external users to collaborate in Microsoft Teams by using guest access.

The company implements a new security policy that has the following requirements:

? Only guest users from specific domains must be allowed to connect to collaborate by using Microsoft Teams.

? Guest users must be prevented from inviting other guests.

You need to recommend a solution to meet the security policy requirements.

Solution: From PowerShell, you run the New-AzureADPolicy and Set-AzureADPolicy cmdlets.

Does this meet the goal?

A. Yes

B. No

**Answer:** B

### Explanation:

<https://www.petri.com/azure-active-directory-external-collaboration-policy>








### NEW QUESTION 200

HOTSPOT - (Topic 5)

Your company has a Microsoft Office 365 subscription.

The assigned licenses are shown in the Licenses exhibit. (Click the Licenses tab.)

Office

Licenses			
Select a product to view and assign licenses. <a href="#">Go to Products &amp; services</a> to manage billing or buy more licenses.			
<div>⌵ Export ⌲ Refresh</div>			
Name ↑	Available quantity		Account type
 Microsoft 365 Domestic and International Calling Plan	41 available 9 assigned of 50 total	<div><div></div></div>	Organization
 Microsoft 365 Phone System - Virtual User	8 available 2 assigned of 10 total	<div><div></div></div>	Organization
 Microsoft Power Automate Free	9995 available 5 assigned of 10000 total	<div><div></div></div>	Organization
 Office 365 E3	13 available 12 assigned of 25 total	<div><div></div></div>	Organization
 Office 365 E5	34 available 16 assigned of 50 total	<div><div></div></div>	Organization
 Office 365 E5 without Audio Conferencing	5 available 0 assigned of 5 total	<div><div></div></div>	Organization
 Power BI (free)	Unlimited licenses 1 assigned	<div><div></div></div>	Organization

The available phone numbers are shown in the Phone numbers exhibit. (Click the Phone Numbers tab.)



## Phone numbers

To set up calling features for users and services in your organization, you can get new numbers or port existing ones from a service provider. You can manage phone numbers including assigning, unassigning and releasing phone numbers for people or for services like audio conferencing, auto attendants or call queues. [Learn more](#)

Numbers

Order history

+ Add ↓ Port ✎ Edit

Match all of these conditions: Number starts with = 1952 ⊗

✓	Phone number	Location	Number type	Status
	+1 952 208 5221	Bloomington, United States	Users	Unassigned
	+1 952 208 5222	Bloomington, United States	Users	Unassigned
	+1 952 208 5223	Bloomington, United States	Users	Unassigned
	+1 952 222 8948	Bloomington, United States	Service	Unassigned
	+1 952 222 8963	Bloomington, United States	Service	Unassigned
	+1 952 222 8974	Bloomington, United States	Service	Unassigned

For each of the following statements, select Yes if the statement is true. Otherwise, select No.

NOTE: Each correct selection is worth one point.

### Statements

Yes

No

Phone number +1 952 222 8948 can be assigned to a user.

☐
☐

Phone number +1 952 222 8948 can be assigned to a call queue.

☐
☐

Phone number +1 952 222 8948 can be assigned to a conference bridge.

☐
☐

- A. Mastered
- B. Not Mastered

Answer: A

Explanation:

### Statements

Yes

No

Phone number +1 952 222 8948 can be assigned to a user.

☐
☒

Phone number +1 952 222 8948 can be assigned to a call queue.

☒
☐

Phone number +1 952 222 8948 can be assigned to a conference bridge.

☒
☐

## NEW QUESTION 205

- (Topic 5)

Your company deploys a Quality of Service (QoS) solution to its network.

You recently deployed Microsoft Teams for all users. Each user uses a domain-joined computer that runs Windows 10.

The users report poor audio quality when they use Microsoft Teams from the network. You discover that the media traffic from Microsoft Teams is NOT processed by the QoS solution.

You need to ensure that all the media traffic is processed by the QoS solution.

Which two actions should you perform? Each correct solution presents part of the solution.

NOTE: Each correct selection is worth one point.

- A. From the Microsoft Teams admin center, set Insert Quality of Service (QoS) markers for real-time media traffic to On.
- B. From the Microsoft Teams client, select a certified Microsoft Teams audio device.
- C. From PowerShell, run the Set-CsQoSConfiguration cmdlet.

- D. From Group Policy Management, create a Group Policy Object (GPO) that contains the Policy based QoS settings, and then link the GPO to the domain.  
 E. From the Microsoft Teams admin center, turn on logging for the device configuration profile.

**Answer:** AD

**Explanation:**

Reference:

<https://docs.microsoft.com/en-us/microsoftteams/qos-in-teams> <https://docs.microsoft.com/en-us/microsoftteams/meeting-settings-in-teams>

**NEW QUESTION 209**

- (Topic 5)

Your company has a Microsoft 365 subscription that uses an Azure AD tenant named contoso.com. You need to prevent guest users in the tenant from using cameras during Microsoft Teams meetings. Solution: From the Microsoft Teams admin center, you modify the External access settings. Does this meet the goal?

- A. Yes  
 B. No

**Answer:** A

**Explanation:**

According to the Microsoft documentation<sup>4</sup>, external access settings in the Microsoft Teams admin center are used to control how users in your organization can communicate with users from other domains that use Teams or Skype for Business. External access settings do not affect how guest users in your tenant can use cameras during Teams meetings.

To prevent guest users in your tenant from using cameras during Teams meetings, you need to create and assign a custom meeting policy that has the Allow IP video setting turned off. You can do this by using the Microsoft Teams admin center or PowerShell. For example, to create and assign a custom meeting policy by using PowerShell, you can use the New-CsTeamsMeetingPolicy and Grant-CsTeamsMeetingPolicy cmdlets.

**NEW QUESTION 212**

- (Topic 5)

Your company has 200 users.

You plan to upgrade all the users from Microsoft Skype for Business Online to Microsoft Teams. Enterprise Voice must be enabled for all users. You need to recommend a coexistence mode for the Microsoft Teams upgrade policy. Which mode should you recommend?

- A. Skype for Business with Teams collaboration  
 B. Islands  
 C. Teams only  
 D. Skype for Business with Teams collaboration and meetings

**Answer:** B

**Explanation:**

Reference:

<https://docs.microsoft.com/en-us/microsoftteams/setting-your-coexistence-and-upgrade-settings>

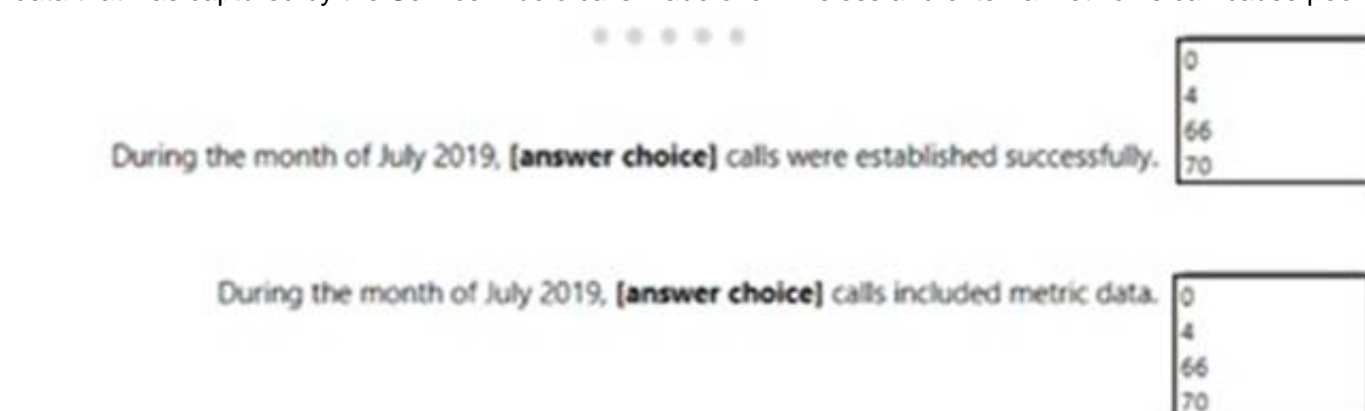
<https://docs.microsoft.com/en-us/microsoftteams/teams-and-skypeforbusiness-coexistence-and-interoperability>

**NEW QUESTION 217**

HOTSPOT - (Topic 5)

You open the Microsoft Call Quality Dashboard as shown in the following exhibit. All Audio Streams

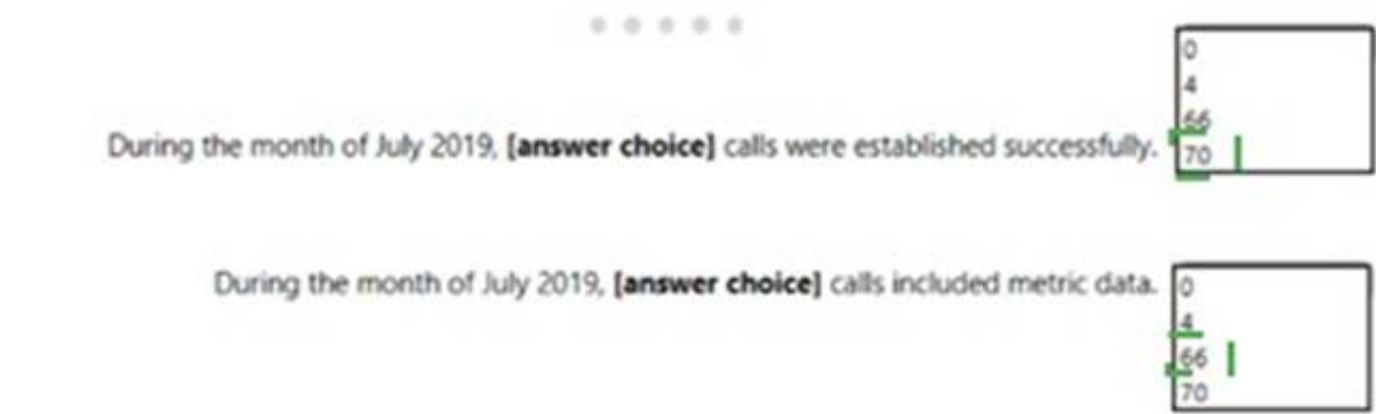
This Report shows the monthly audio streams count, poor count, and poor ratio for the last 7 months. There are no filters applied so the data reflects all the call data that was captured by the Service. Audio calls made over wireless and external networks can cause poor call rates to go up.



- A. Mastered  
 B. Not Mastered

**Answer:** A

**Explanation:**



NEW QUESTION 218

DRAG DROP - (Topic 5)

You have a Microsoft 365 subscription that uses Microsoft Teams. You need to identify the following:  
The number of guest users on a team named Customer Support. Users that use the Teams mobile app for iOS.  
Which reports should you run? To answer, drag the appropriate reports to the correct requirements. Each report may be used once, more than once, or not at all.  
drag the split bar between panes or scroll to view content.

Reports

Apps usage

Information protection licence

Teams device usage

Teams live event usage

Answer Area

Users that use the Teams mobile app for iOS: 

Report

Number of guest users on the Customer Support team: 

Report

- A. Mastered
- B. Not Mastered

Answer: A

Explanation:

App usage Team Device usage

NEW QUESTION 219

HOTSPOT - (Topic 5)

You have a Microsoft 365 subscription that uses Microsoft Teams. You have the users shown in the following table.

Name	Role	Department
User1	Global Administrator	IT
User2	Teams Administrator	Collaboration
User3	None	Sales

You have the team shown in the following table.

Name	Owner	Type	Channels
Sales_Projects	User3	Private	Planning, Budgets

You create a new group naming policy as shown in the following exhibit. Group naming policy  
The Microsoft 365 groups naming policy allows you to add a specific prefix and/or suffix to the group name and alias of any Microsoft 365 group created by users.  
For example:  
<Finance> <group> <Seattle> Current policy

<Group name>\_<Department>

Delete

☐

Add prefix

Select the type of prefix

▼

Delete

☒

Add suffix

☐

String

-

☐

Attribute

▼

Department

▼

Select another suffix

▼

For each of the following statements, select Yes if the statement is true. Otherwise, select No.  
NOTE: Each correct selection is worth one point.

Answer Area	Statements	Yes	No
	User1 must rename the Sales_Projects team as Sales_Projects_Sales the next time a user is added to the team.	<input type="radio"/>	<input type="radio"/>
	User2 can create a new team named Engineering_Projects.	<input type="radio"/>	<input type="radio"/>
	User3 can create a new channel named Proposals in the Sales_Projects team.	<input type="radio"/>	<input type="radio"/>

- A. Mastered
- B. Not Mastered

Answer: A

Explanation:

Answer Area	Statements	Yes	No
	User1 must rename the Sales_Projects team as Sales_Projects_Sales the next time a user is added to the team.	<input type="radio"/>	<input checked="" type="radio"/>
	User2 can create a new team named Engineering_Projects.	<input type="radio"/>	<input checked="" type="radio"/>
	User3 can create a new channel named Proposals in the Sales_Projects team.	<input checked="" type="radio"/>	<input type="radio"/>

NEW QUESTION 224

HOTSPOT - (Topic 5)

You are Microsoft Teams administrator for your company.

You have the Org-wide app settings shown in the App Settings exhibit. (Click the App Settings tab.)



## Org-wide app settings

### Third party apps ^

You can control which third party apps can be installed for your organization. [Learn more](#)

Allow third party or custom apps ⓘ

☒ On

Allow any new third party apps published to the store by default ⓘ

☒ On

### Custom apps ^

If your organization requires apps other than those available in the teams Apps store, custom apps can be developed as app packages and uploaded. [Learn more](#)

Allow interaction with custom apps ⓘ

☒ On

### Blocked apps (1) ^

Search for apps you want to block across your organization or to see a list of apps go to [Teams app store](#).



Planned

The company's global app permission policy is configured as shown in the Permission Policy exhibit. (Click the Permission Policy tab.)

## Global

Description

### Microsoft apps

Choose which teams apps published by Microsoft or its partners can be installed by your users.

☒ Allow specific apps block all others

+ Add apps    ✕ Remove    2 items

<input checked="" type="checkbox"/>	Allowed apps	App ID	Distributor
<input checked="" type="checkbox"/>	 Flow	c3a1996d-db0f-4857-a6ea-7aabf0266b00	Microsoft Corp.
<input checked="" type="checkbox"/>	 Planner	com.microsoft.teams.tab.planner	Microsoft Corp.

### Third Party apps

Choose which Teams apps published by a third party that can be installed by your users.

☐ Block all apps

### Tenant apps

Choose which tenant apps can be installed by your users.

☐ Block all apps

The company's global app setup policy is configured as shown in the Setup Policy exhibit. (Click the Setup Policy tab.)

## Global








Description

Upload custom apps ⓘ ☒ On

### Pinned Apps

Choose the order that apps are pinned in the Tenant app navigation bar.

+ Add apps    ↑ Move up    ↓ Move down    ✕ Remove    7 items

<input checked="" type="checkbox"/>	Name	App ID	Distributor
<input checked="" type="checkbox"/>	 Activity	14d6962d-6eeb-4f48-8890-de55454bb136	Microsoft
<input checked="" type="checkbox"/>	 Planner	com.microsoft.teamspace.tab.planner	Microsoft Corp.
<input checked="" type="checkbox"/>	 Chat	86fcd49b-61a2-4701-b771-54728cd291fb	Microsoft
<input checked="" type="checkbox"/>	 Teams	2a84919f-59d8-4441-a975-2a8c2643b741	Microsoft
<input checked="" type="checkbox"/>	 Calendar	ef56c0de-36fc-4ef8-b417-3d82ba9d073c	Microsoft
<input checked="" type="checkbox"/>	 Calling	20c3440d-c67e-4420-9f80-0e50c39693df	Microsoft
<input checked="" type="checkbox"/>	 Files	5af6a76b-40fc-4ba1-af-af29-8f49b08e44fd	Microsoft

For each of the following statements, select Yes if the statement is true. Otherwise, select No.  
 NOTE: Each correct selection is worth one point.

Statements	Yes	No
Team members can upload apps from the Microsoft Teams client.	<input type="radio"/>	<input type="radio"/>
All team members can add the Microsoft Flow app to a team.	<input type="radio"/>	<input type="radio"/>
All team members can add the Microsoft Planner app to a team.	<input type="radio"/>	<input type="radio"/>

- A. Mastered
- B. Not Mastered

Answer: A

Explanation:

Statements	Yes	No
Team members can upload apps from the Microsoft Teams client.	<input checked="" type="radio"/>	<input type="radio"/>
All team members can add the Microsoft Flow app to a team.	<input checked="" type="radio"/>	<input type="radio"/>
All team members can add the Microsoft Planner app to a team.	<input checked="" type="radio"/>	<input type="radio"/>

NEW QUESTION 225

- (Topic 5)

Note: This question is part of a series of questions that present the same scenario. Each question in the series contains a unique solution that might meet the stated goals. Some question sets might have more than one correct solution, while others might not have a correct solution.

After you answer a question in this section, you will NOT be able to return to it As a result, these questions will not appear in the review screen.

You have a Microsoft 365 subscription that contains several Microsoft SharePoint Online sites.

You need to ensure that the content stored in a SharePoint modern team site named Sales is available from Microsoft Teams. The solution must ensure that when a new channel is added to a team, a folder for the channel is created in the Sales site.

Solution: From the Sales site, you use the Add Microsoft Teams link. Does this meet the goal?

- A. Yes
- B. No

Answer: B

NEW QUESTION 230

- (Topic 5)

Your company has a Microsoft 365 subscription that uses Microsoft Teams. You purchase an app named Appl from the Microsoft Teams Store.

You need to add App1 to the Microsoft Teams client for a specific group of users.

Which two actions should you perform from the Microsoft Teams admin center? Each correct answer presents part of the solution.

NOTE: Each correct selection is worth one point.

- A. From the Meeting settings, modify the Network settings.
- B. From App setup policies, create a new app setup policy.
- C. From App setup policies, modify the global app setup policy.
- D. From the properties of each user, edit the assigned policies.
- E. From the Org-wide settings, modify the Devices settings.

Answer: BD

Explanation:

Reference:

<https://docs.microsoft.com/en-us/microsoftteams/teams-app-setup-policies>

NEW QUESTION 232

DRAG DROP - (Topic 5)

You have a Microsoft 365 subscription that has Azure Active Directory Premium Plan 2 licenses.

You need to implement Microsoft Teams lifecycle management to meet the following requirements:

- ? All unused teams must be deleted after 180 days.
- ? Inactive guest users must be removed from teams automatically every three months.
- ? Microsoft Teams admin roles must only be assigned for specific time periods.

Which feature should you use for each requirement? To answer, drag the appropriate features to the correct requirements. Each feature may be used once, more than once, or not at all. You may need to drag the split bar between panes or scroll to view content.



NOTE: Each correct selection is worth one point.

Features	Answer Area
A Microsoft 365 group expiration policy	All unused teams must be deleted after 180 days:
Access reviews in Azure Active Directory (Azure AD)	Inactive guest users must be removed from teams automatically every three months:
Azure Active Directory (Azure AD) Privileged Identity Management (PIM)	Microsoft Teams Admin roles must only be assigned for specific time periods:
Entitlement management in Azure Active Directory (Azure AD)	

- A. Mastered  
B. Not Mastered

Answer: A

Explanation:

Features	Answer Area
A Microsoft 365 group expiration policy	All unused teams must be deleted after 180 days:
Access reviews in Azure Active Directory (Azure AD)	Inactive guest users must be removed from teams automatically every three months:
Azure Active Directory (Azure AD) Privileged Identity Management (PIM)	Microsoft Teams Admin roles must only be assigned for specific time periods:
Entitlement management in Azure Active Directory (Azure AD)	

### NEW QUESTION 233

DRAG DROP - (Topic 5)

Your company has a custom Microsoft Teams app named App1.

You need to deploy App1. The solution must ensure that App1 appears as the first item on the app bar of the Microsoft Teams client.

Which four actions should you perform in sequence? To answer, move the actions from the list of actions to the answer area and arrange them in the correct order.

Actions	Answer Area
From the Microsoft Teams client,upload App1.	
From the Microsoft Teams admin center,set Allow interaction with custom apps to <b>On</b> .	
From the Microsoft Teams admin center,modify the list of pinned apps.	
From the app setup policy in the Microsoft Teams admin center, add App1 as a pinned app.	
From the app permission policy in the Microsoft Teams admin center set,the Microsoft apps setting to <b>Allow all apps</b> .	
From the app permission policy in the Microsoft Teams admin center,set the Third-party apps setting to <b>Allow all apps</b> .	

- A. Mastered  
B. Not Mastered

Answer: A

Explanation:

Actions	Answer Area
From the Microsoft Teams client,upload App1.	From the Microsoft Teams admin center,set Allow interaction with custom apps to <b>On</b> .
From the Microsoft Teams admin center,set Allow interaction with custom apps to <b>On</b> .	From the Microsoft Teams client,upload App1.
From the Microsoft Teams admin center,modify the list of pinned apps.	From the app setup policy in the Microsoft Teams admin center, add App1 as a pinned app.
From the app setup policy in the Microsoft Teams admin center, add App1 as a pinned app.	From the Microsoft Teams admin center,modify the list of pinned apps.
From the app permission policy in the Microsoft Teams admin center set,the Microsoft apps setting to <b>Allow all apps</b> .	
From the app permission policy in the Microsoft Teams admin center,set the Third-party apps setting to <b>Allow all apps</b> .	



#### NEW QUESTION 237

HOTSPOT - (Topic 5)

You have a Microsoft 365 subscription.

You need to create the call queues shown in the following table.

Queue name	Description
CQ1	Balances incoming calls so that each call agent gets the same number of calls.
CQ2	The first call in the queue rings all call agents simultaneously.

Which routing method should you configure for each call queue? To answer, select the appropriate options in the answer area.

NOTE: Each correct selection is worth one point.

CQ1: 

	▼
Attendant routing	
Round robin	
Serial routing	

CQ2: 

	▼
Attendant routing	
Round robin	
Serial routing	

A. Mastered

B. Not Mastered

Answer: A

Explanation:

CQ1: 

	▼
Attendant routing	
Round robin	
Serial routing	

CQ2: 

	▼
Attendant routing	
Round robin	
Serial routing	

#### NEW QUESTION 242

HOTSPOT - (Topic 5)

You have a Microsoft 365 subscription that uses Teams and contains the users shown in the following table.

Name	Team	Role
User1	Sales	Owner
User2	Finance	Member
User3	Procurement	Member

You have the messaging policies shown in the following table.

Name	Setting	Value
Global (Org-wide default)	Owners can delete sent messages	Off
	Delete sent messages	On
	Edit sent messages	On
Finances	Owners can delete sent messages	On
	Delete sent messages	Off
	Edit sent messages	Off
Procurements	Owners can delete sent messages	Off
	Delete sent messages	Off
	Edit sent messages	Off

The messaging polices are assigned as shown in the following table.

Policy	Assigned to
Global (Org-wide default)	All users
Finances	Finance
Procurements	Procurement

For each of the following statements, select Yes if True. Otherwise select No. NOTE: Each correct selection is worth one point.

Answer Area

Statements	Yes	No
User1 can delete sent messages.	<input type="radio"/>	<input type="radio"/>
User2 can delete sent messages.	<input type="radio"/>	<input type="radio"/>
User3 cannot edit sent messages.	<input type="radio"/>	<input type="radio"/>

- A. Mastered  
B. Not Mastered

Answer: A

Explanation:

Answer Area

Statements	Yes	No
User1 can delete sent messages.	<input checked="" type="radio"/>	<input type="radio"/>
User2 can delete sent messages.	<input type="radio"/>	<input checked="" type="radio"/>
User3 cannot edit sent messages.	<input type="radio"/>	<input checked="" type="radio"/>

NEW QUESTION 245

HOTSPOT - (Topic 5)

You have a Microsoft Office 365 subscription. You create a team named Room1.

You need to ensure that Room1 automatically accepts meeting invitations. The solution must prevent meeting invitations from being accepted if the room is unavailable.

How should you complete the PowerShell command? To answer, select the appropriate options in the answer area.

NOTE: Each correct selection is worth one point.

Set-CalendarProcessing -Identity 'Room1' -AutomateProcessing

AutoAccept  
AutoProcessing  
AutoUpdate

-AllowConflicts

\$false  
\$null  
\$true

- A. Mastered  
B. Not Mastered

Answer: A

Explanation:

Set-CalendarProcessing -Identity 'Room1' -AutomateProcessing  -AllowConflicts

AutoAccept
AutoProcessing
AutoUpdate

\$false
\$null
\$true

### NEW QUESTION 250

- (Topic 5)

Note: This question is part of a series of questions that present the same scenario. Each question in the series contains a unique solution that might meet the stated goals. Some question sets might have more than one correct solution, while others might not have a correct solution.

After you answer a question in this section, you will NOT be able to return to it. As a result, these questions will not appear in the review screen.

Your company has a Microsoft 365 subscription that uses an Azure Active Directory (Azure AD) tenant named contoso.com.

You need to prevent guest users in the tenant from using cameras during Microsoft Teams meetings.

Solution: From Microsoft Teams admin center, you modify the Guest access settings. Does this meet the goal?

A. Yes

B. No

**Answer: A**

### Explanation:

Guest access in Teams allows people outside your organization to access teams and channels. When you turn on Guest Access, you can turn on or off features guests users can or can't use.

Reference:

<https://docs.microsoft.com/en-us/microsoftteams/set-up-guests>

### NEW QUESTION 252

HOTSPOT - (Topic 5)

You have a Microsoft 365 subscription that uses Microsoft Teams and contains the users shown in the following table.

Name	Department	State
User1	Messaging	WA
User2	Marketing	None
User3	Support	CA

The users are assigned role-based access control (RBAC) roles as shown in the following table.

User	Role
User1	Teams Administrator
User2	Not applicable
User3	Application administrator

You configure a Microsoft 365 group naming policy as shown in the following exhibit.

Delete

☐

Add prefix

☐

String

GRP

☐

Attribute

Department

Select another prefix

Delete

☐

Add suffix

☐

Attribute

StateOrProvince

Select another suffix

Delete

☐

Add suffix

☐

Attribute

StateOrProvince

Select another suffix

For each of the following statements, select Yes if the statement is true. Otherwise, select N:  
NOTE: Each correct selection is worth one point.

Answer Area

Statements	Yes	No
User1 is exempt from the Microsoft 365 group naming policy.	<input type="radio"/>	<input type="radio"/>
Before User2 can create a team, the StateOrProvince attribute for User2 must be configured.	<input type="radio"/>	<input type="radio"/>
If User3 attempts to create a team named Projects, the team will be named GRPSupportProjectsCA.	<input type="radio"/>	<input type="radio"/>

- A. Mastered
- B. Not Mastered

Answer: A

Explanation:

Answer Area

Statements	Yes	No
User1 is exempt from the Microsoft 365 group naming policy.	<input checked="" type="radio"/>	<input type="radio"/>
Before User2 can create a team, the StateOrProvince attribute for User2 must be configured.	<input type="radio"/>	<input checked="" type="radio"/>
If User3 attempts to create a team named Projects, the team will be named GRPSupportProjectsCA.	<input checked="" type="radio"/>	<input type="radio"/>

NEW QUESTION 255

HOTSPOT - (Topic 5)

HOTSPOT

You have a Microsoft 365 subscription that uses Microsoft Teams.

You need to configure phone settings to meet the following requirements:

? Put a call on hold, and then transfer the call.

? Hide the calling phone number of outgoing calls.

What should you configure for each requirement? To answer, select the appropriate options in the answer area.

NOTE: Each correct selection is worth one point.



Put a call on hold, and then transfer the call:

	▼
Call queues	
Call forwarding	
Call park policies	
Voice routing policies	

Hide the calling phone number of outgoing calls:

	▼
Call forwarding	
Caller ID policies	
Voice routing policies	
Microsoft Phone System Direct Routing	

- A. Mastered
- B. Not Mastered

**Answer:** A

**Explanation:**

Put a call on hold, and then transfer the call:

	▼
Call queues	
Call forwarding	
Call park policies	
Voice routing policies	

Hide the calling phone number of outgoing calls:

	▼
Call forwarding	
Caller ID policies	
Voice routing policies	
Microsoft Phone System Direct Routing	

#### NEW QUESTION 256

- (Topic 5)

You network contains an on-premises Active Directory domain that syncs to a Microsoft 365 subscription.

From the Microsoft Teams client, you create a new team named Sales.

You need to ensure that the team includes all users in the company's sales department. The solution must ensure that the new employees hired for the sales department are added automatically to the team.

Which tool should you use to configure the membership of the Sales group?

- A. Active Directory Users and Computers
- B. the Microsoft 365 admin center
- C. Azure AD Connect
- D. the Azure Active Directory admin center

**Answer:** D

**Explanation:**

Reference:

<https://docs.microsoft.com/en-us/microsoftteams/dynamic-memberships>

<https://docs.microsoft.com/en-us/azure/active-directory/users-groups-roles/groups-change-type>

#### NEW QUESTION 261

- (Topic 5)

You have a Microsoft 365 E5 subscription that uses Teams.

You need to integrate Microsoft 365 Defender with Teams to prevent users from uploading malicious files to a Teams channel.

What should you do first?

- A. Turn on the Built-in protection (Microsoft) Safe Links policy.
- B. From Safe Links, edit the Global settings.
- C. From Safe Attachments, edit the Global settings.
- D. Create a Safe Attachments policy.

**Answer:** C

#### NEW QUESTION 263

- (Topic 5)

You have a Microsoft 365 subscription that uses Microsoft Teams and contains a user named User.

You need to ensure that User1 can investigate call-quality issues and identify the following types of information:

? Caller and recipient names

? Device names and IP addresses

? The number and names of all meeting participants

The solution must use the principle of least privilege. Which role should you assign to User1?

- A. Teams Device Administrator
- B. Teams communication support engineer
- C. Teams Administrator
- D. Teams communication admin

**Answer:** B

**Explanation:**

Reference:

<https://docs.microsoft.com/en-us/MicrosoftTeams/use-call-analytics-to-troubleshoot-poor-call-quality#what-does-each-teams-support-role-do>

**NEW QUESTION 268**

.....

## THANKS FOR TRYING THE DEMO OF OUR PRODUCT

Visit Our Site to Purchase the Full Set of Actual MS-700 Exam Questions With Answers.

We Also Provide Practice Exam Software That Simulates Real Exam Environment And Has Many Self-Assessment Features. Order the MS-700 Product From:

<https://www.2passeasy.com/dumps/MS-700/>

## Money Back Guarantee

### MS-700 Practice Exam Features:

- \* MS-700 Questions and Answers Updated Frequently
- \* MS-700 Practice Questions Verified by Expert Senior Certified Staff
- \* MS-700 Most Realistic Questions that Guarantee you a Pass on Your FirstTry
- \* MS-700 Practice Test Questions in Multiple Choice Formats and Updatesfor 1 Year