

Cisco

Exam Questions 300-715

Implementing and Configuring Cisco Identity Services Engine (SISE)



NEW QUESTION 1

An engineer is migrating users from MAB to 802.1X on the network. This must be done during normal business hours with minimal impact to users. Which CoA method should be used?

- A. Port Bounce
- B. Port Shutdown
- C. Session Termination
- D. Session Reauthentication

Answer: D

NEW QUESTION 2

A Cisco ISE administrator must restrict specific endpoints from accessing the network while in closed mode. The requirement is to have Cisco ISE centrally store the endpoints to restrict access from. What must be done to accomplish this task?

- A. Add each MAC address manually to a blocklist identity group and create a policy denying access
- B. Create a logical profile for each device's profile policy and block that via authorization policies.
- C. Create a profiling policy for each endpoint with the cdpCacheDeviceId attribute.
- D. Add each IP address to a policy denying access.

Answer: B

NEW QUESTION 3

A user is attempting to register a BYOD device to the Cisco ISE deployment, but needs to use the onboarding policy to request a digital certificate and provision the endpoint. What must be configured to accomplish this task?

- A. A native supplicant provisioning policy to redirect them to the BYOD portal for onboarding
- B. The Cisco AnyConnect provisioning policy to provision the endpoint for onboarding
- C. The BYOD flow to ensure that the endpoint will be provisioned prior to registering
- D. The posture provisioning policy to give the endpoint all necessary components prior to registering

Answer: A

NEW QUESTION 4

Which term refers to an endpoint agent that tries to join an 802 1X-enabled network?

- A. EAP server
- B. supplicant
- C. client
- D. authenticator

Answer: B

Explanation:

[https://www.oreilly.com/library/view/cisco-ise-for/9780133103632/ch16.html#:~:text=What%20is%20a%&text=The%20802.1X%20transactions%20are,Identity%20Services%20Engine%20\(ISE\).](https://www.oreilly.com/library/view/cisco-ise-for/9780133103632/ch16.html#:~:text=What%20is%20a%&text=The%20802.1X%20transactions%20are,Identity%20Services%20Engine%20(ISE).)

NEW QUESTION 5

In a Cisco ISE split deployment model, which load is split between the nodes?

- A. AAA
- B. network admission
- C. log collection
- D. device admission

Answer: A

Explanation:

https://www.cisco.com/c/en/us/td/docs/security/ise/2-6/install_guide/b_ise_InstallationGuide26.pdf

NEW QUESTION 6

Which protocol must be allowed for a BYOD device to access the BYOD portal?

- A. HTTP
- B. SMTP
- C. HTTPS
- D. SSH

Answer: C

NEW QUESTION 7

During a 802 1X deployment, an engineer must identify failed authentications without causing problems for the connected endpoint. Which command will successfully achieve this?

- A. dot1x system-auth-control
- B. dot1x pae authenticator
- C. authentication open
- D. authentication port-control auto

Answer: C

NEW QUESTION 8

What is the minimum certainty factor when creating a profiler policy?

- A. the minimum number that a predefined condition provides
- B. the maximum number that a predefined condition provides
- C. the minimum number that a device certainty factor must reach to become a member of the profile
- D. the maximum number that a device certainty factor must reach to become a member of the profile

Answer: C

NEW QUESTION 9

Which supplicant(s) and server(s) are capable of supporting EAP-CHAINING?

- A. Cisco AnyConnect NAM and Cisco Identity Service Engine
- B. Cisco AnyConnect NAM and Cisco Access Control Server
- C. Cisco Secure Services Client and Cisco Access Control Server
- D. Windows Native Supplicant and Cisco Identity Service Engine

Answer: A

NEW QUESTION 10

Which two actions occur when a Cisco ISE server device administrator logs in to a device? (Choose two)

- A. The device queries the internal identity store
- B. The Cisco ISE server queries the internal identity store
- C. The device queries the external identity store
- D. The Cisco ISE server queries the external identity store.
- E. The device queries the Cisco ISE authorization server

Answer: AD

NEW QUESTION 10

A network administrator changed a Cisco ISE deployment from pilot to production and noticed that the JVM memory utilization increased significantly. The administrator suspects this is due to replication between the nodes What must be configured to minimize performance degradation?

- A. Review the profiling policies for any misconfiguration
- B. Enable the endpoint attribute filter
- C. Change the reauthenticate interval.
- D. Ensure that Cisco ISE is updated with the latest profiler feed update

Answer: B

Explanation:

https://www.cisco.com/c/en/us/td/docs/security/ise/2-3/admin_guide/b_ise_admin_guide_23/b_ise_admin_guide

NEW QUESTION 12

What are two differences of TACACS+ compared to RADIUS? (Choose two.)

- A. TACACS+ uses a connectionless transport protocol, whereas RADIUS uses a connection-oriented transport protocol.
- B. TACACS+ encrypts the full packet payload, whereas RADIUS only encrypts the password.
- C. TACACS+ only encrypts the password, whereas RADIUS encrypts the full packet payload.
- D. TACACS+ uses a connection-oriented transport protocol, whereas RADIUS uses a connectionless transport protocol.
- E. TACACS+ supports multiple sessions per user, whereas RADIUS supports one session per user.

Answer: BD

NEW QUESTION 13

An organization wants to split their Cisco ISE deployment to separate the device administration functionalities from the mam deployment. For this to work, the administrator must deregister any nodes that will become a part of the new deployment, but the button for this option is grayed out Which configuration is causing this behavior?

- A. One of the nodes is an active PSN.
- B. One of the nodes is the Primary PAN
- C. All of the nodes participate in the PAN auto failover.
- D. All of the nodes are actively being synched.

Answer: B

Explanation:

https://www.cisco.com/c/en/us/td/docs/security/ise/2-7/admin_guide/b_ise_27_admin_guide/b_ISE_admin_27_

NEW QUESTION 18

An engineer is using Cisco ISE and configuring guest services to allow wireless devices to access the network. Which action should accomplish this task?

- A. Create the redirect ACL on the WLC and add it to the WLC policy
- B. Create the redirect ACL on the WLC and add it to the Cisco ISE policy.
- C. Create the redirect ACL on Cisco ISE and add it to the WLC policy
- D. Create the redirect ACL on Cisco ISE and add it to the Cisco ISE Policy

Answer: B

NEW QUESTION 20

When creating a policy within Cisco ISE for network access control, the administrator wants to allow different access restrictions based upon the wireless SSID to which the device is connecting. Which policy condition must be used in order to accomplish this?

- A. Network Access NetworkDeviceName CONTAINS <SSID Name>
- B. DEVICE Device Type CONTAINS <SSID Name>
- C. Radius Called-Station-ID CONTAINS <SSID Name>
- D. Airespace Airespace-Wlan-Id CONTAINS <SSID Name>

Answer: C

Explanation:

<https://www.cisco.com/c/en/us/support/docs/security/identity-services-engine/115734-ise-policies-ssid-00.h>

NEW QUESTION 21

What is the deployment mode when two Cisco ISE nodes are configured in an environment?

- A. distributed
- B. active
- C. standalone
- D. standard

Answer: A

NEW QUESTION 22

An engineer is working with a distributed deployment of Cisco ISE and needs to configure various network probes to collect a set of attributes from the used to accomplish this task?

- A. policy service
- B. monitoring
- C. pxGrid
- D. primary policy administrator

Answer: B

NEW QUESTION 23

What are two components of the posture requirement when configuring Cisco ISE posture? (Choose two)

- A. updates
- B. remediation actions
- C. Client Provisioning portal
- D. conditions
- E. access policy

Answer: BD

NEW QUESTION 25

What is a difference between RADIUS and TACACS+?

- A. RADIUS uses connection-oriented transport, and TACACS+ uses best-effort delivery.
- B. RADIUS offers multiprotocol support, and TACACS+ supports only IP traffic.
- C. RADIUS combines authentication and authorization functions, and TACACS+ separates them.
- D. RADIUS supports command accounting, and TACACS+ does not.

Answer: C

NEW QUESTION 27

Which two probes must be enabled for the ARP cache to function in the Cisco ISE profile service so that a user can reliably bind the IP address and MAC addresses of endpoints? (Choose two.)

- A. NetFlow
- B. SNMP
- C. HTTP

- D. DHCP
- E. RADIUS

Answer: DE

Explanation:

Cisco ISE implements an ARP cache in the profiling service, so that you can reliably map the IP addresses and the MAC addresses of endpoints. For the ARP cache to function, you must enable either the DHCP probe or the RADIUS probe. The DHCP and RADIUS probes carry the IP addresses and the MAC addresses of endpoints in the payload data. The dhcp-requested address attribute in the DHCP probe and the Framed-IP-address attribute in the RADIUS probe carry the IP addresses of endpoints, along with their MAC addresses, which can be mapped and stored in the ARP cache.

https://www.cisco.com/c/en/us/td/docs/security/ise/2-1/admin_guide/b_ise_admin_guide_21/b_ise_admin_guide

NEW QUESTION 29

An administrator is configuring a Cisco ISE posture agent in the client provisioning policy and needs to ensure that the posture policies that interact with clients are monitored, and end users are required to comply with network usage rules Which two resources must be added in Cisco ISE to accomplish this goal? (Choose two)

- A. AnyConnect
- B. Supplicant
- C. Cisco ISE NAC
- D. PEAP
- E. Posture Agent

Answer: AE

Explanation:

https://www.cisco.com/c/en/us/td/docs/security/vpn_client/anyconnect/anyconnect40/administration/guide/b_An

https://www.cisco.com/c/en/us/td/docs/security/ise/2-4/admin_guide/b_ISE_admin_guide_24/m_configure_clie

NEW QUESTION 31

How is policy services node redundancy achieved in a deployment?

- A. by enabling VIP
- B. by utilizing RADIUS server list on the NAD
- C. by creating a node group
- D. by deploying both primary and secondary node

Answer: C

NEW QUESTION 33

An engineer is configuring the remote access VPN to use Cisco ISE for AAA and needs to conduct posture checks on the connecting endpoints After the endpoint connects, it receives its initial authorization result and continues onto the compliance scan What must be done for this AAA configuration to allow compliant access to the network?

- A. Configure the posture authorization so it defaults to unknown status
- B. Fix the CoA port number
- C. Ensure that authorization only mode is not enabled
- D. Enable dynamic authorization within the AAA server group

Answer: D

NEW QUESTION 37

A network administrator is configuring a secondary cisco ISE node from the backup configuration of the primary cisco ISE node to create a high availability pair The Cisco ISE CA certificates and keys must be manually backed up from the primary Cisco ISE and copied into the secondary Cisco ISE Which command must be issued for this to work?

- A. copy certificate lse
- B. application configure lse
- C. certificate configure lse
- D. Import certificate lse

Answer: B

Explanation:

<https://community.cisco.com/t5/network-access-control/ise-certificate-import-export/m-p/3847746>

NEW QUESTION 42

A laptop was stolen and a network engineer added it to the block list endpoint identity group What must be done on a new Cisco ISE deployment to redirect the laptop and restrict access?

- A. Select DenyAccess within the authorization policy.
- B. Ensure that access to port 8443 is allowed within the ACL.
- C. Ensure that access to port 8444 is allowed within the ACL.
- D. Select DROP under If Auth fail within the authentication policy.

Answer: C

Explanation:

https://www.cisco.com/c/en/us/td/docs/security/ise/1-3/admin_guide/b_ise_admin_guide_13/b_ise_admin_guide

NEW QUESTION 45

An engineer needs to configure a new certificate template in the Cisco ISE Internal Certificate Authority to prevent BYOD devices from needing to re-enroll when their MAC address changes. Which option must be selected in the Subject Alternative Name field?

- A. Common Name and GUID
- B. MAC Address and GUID
- C. Distinguished Name
- D. Common Name

Answer: B

Explanation:

The engineer needs to select the option of MAC Address and GUID in the Subject Alternative Name field when configuring a new certificate template in the Cisco ISE Internal Certificate Authority to prevent BYOD devices from needing to re-enroll when their MAC address changes.

NEW QUESTION 48

An engineer tests Cisco ISE posture services on the network and must configure the compliance module to automatically download and install on endpoints Which action accomplishes this task for VPN users?

- A. Create a Cisco AnyConnect configuration and Client Provisioning policy within Cisco ISE.
- B. Configure the compliance module to be downloaded from within the posture policy.
- C. Push the compliance module from Cisco FTD prior to attempting posture.
- D. Use a compound posture condition to check for the compliance module and download if needed.

Answer: A

NEW QUESTION 49

Which two responses from the RADIUS server to NAS are valid during the authentication process? (Choose two)

- A. access-response
- B. access-request
- C. access-reserved
- D. access-accept
- E. access-challenge

Answer: BD

NEW QUESTION 51

A network administrator is configuring client provisioning resource policies for client machines and must ensure that an agent pop-up is presented to the client when attempting to connect to the network Which configuration item needs to be added to allow for this'?

- A. the client provisioning URL in the authorization policy
- B. a temporal agent that gets installed onto the system
- C. a remote posture agent proxying the network connection
- D. an API connection back to the client

Answer: C

NEW QUESTION 52

An engineer is configuring static SGT classification. Which configuration should be used when authentication is disabled and third-party switches are in use?

- A. VLAN to SGT mapping
- B. IP Address to SGT mapping
- C. L3IF to SGT mapping
- D. Subnet to SGT mapping

Answer: B

Explanation:

<https://community.cisco.com/t5/security-knowledge-base/segmentation-strategy/ta-p/3757424>: "The method of sending out IP to SGT mappings from ISE is particularly useful if the access switch does not support TrustSec"

NEW QUESTION 55

While configuring Cisco TrustSec on Cisco IOS devices the engineer must set the CTS device ID and password in order for the devices to authenticate with each other. However after this is complete the devices are not able to property authenticate What issue would cause this to happen even if the device ID and passwords are correct?

- A. The device aliases are not matching
- B. The 5GT mappings have not been defined
- C. The devices are missing the configuration `cts credentials trustsec verify 1`
- D. EAP-FAST is not enabled

Answer: B

NEW QUESTION 56

A network administrator is currently using Cisco ISE to authenticate devices and users via 802.1X. There is now a need to also authorize devices and users using EAP-TLS. Which two additional components must be configured in Cisco ISE to accomplish this? (Choose two.)

- A. Network Device Group
- B. Serial Number attribute that maps to a CA Server
- C. Common Name attribute that maps to an identity store
- D. Certificate Authentication Profile
- E. EAP Authorization Profile

Answer: CD

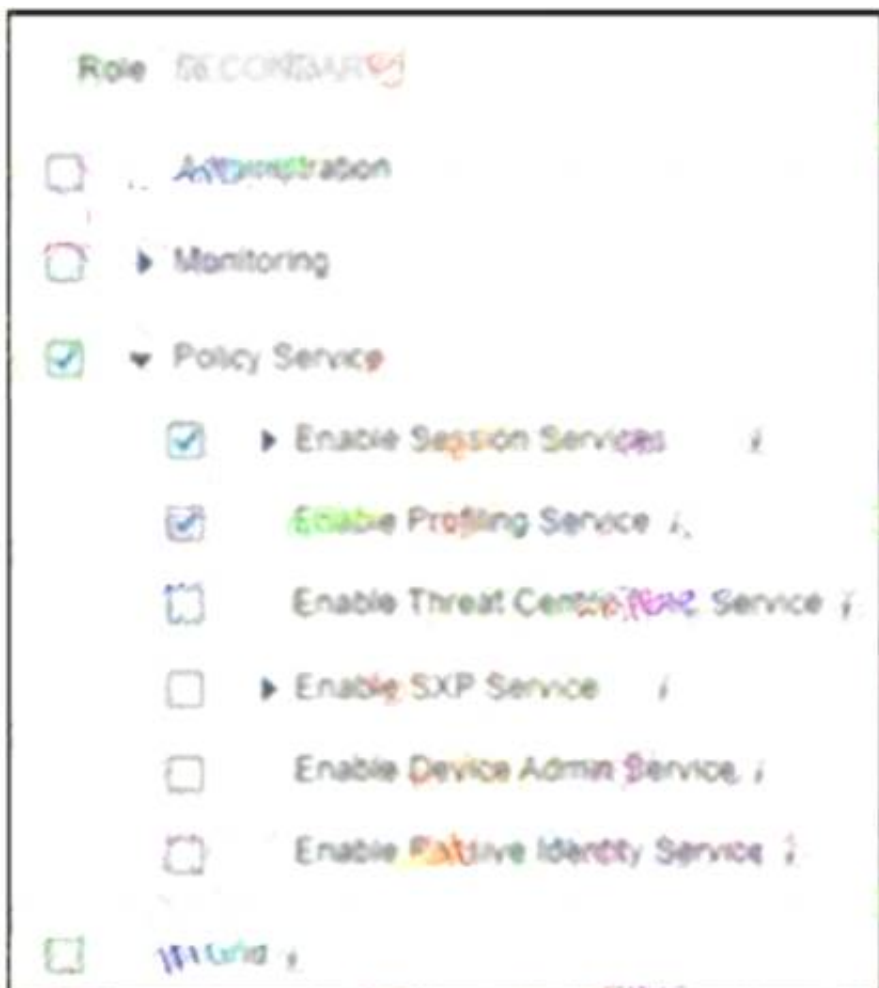
NEW QUESTION 61

An engineer builds a five-node distributed Cisco ISE deployment. The first two deployed nodes are responsible for the primary and secondary administration and monitoring personas. Which persona configuration is necessary to have the remaining three Cisco ISE nodes serve as dedicated nodes in the Cisco ISE cube that is responsible only for handling the RADIUS and TACACS+ authentication requests, identity lookups, and policy evaluation?

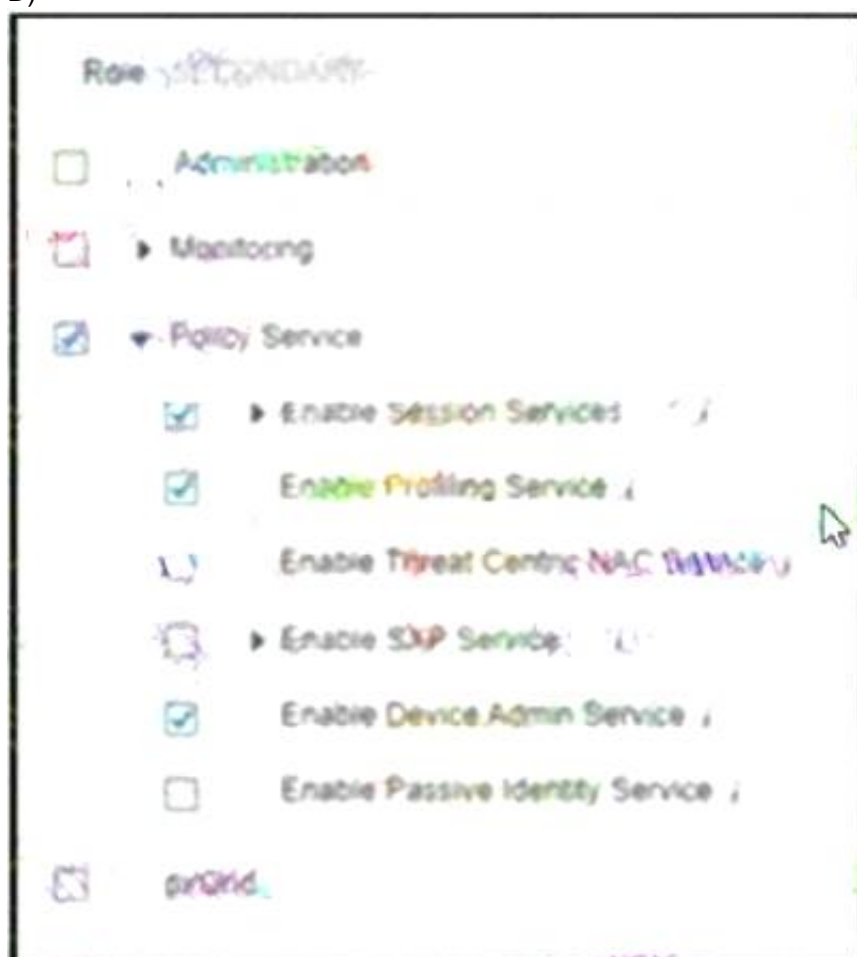
A)

B)

C)



D)



- A. Option A
- B. Option B
- C. Option C
- D. Option D

Answer: D

NEW QUESTION 62

Which personas can a Cisco ISE node assume'?

- A. policy service, gatekeeping, and monitoring
- B. administration, policy service, and monitoring
- C. administration, policy service, gatekeeping
- D. administration, monitoring, and gatekeeping

Answer: B

Explanation:

https://www.cisco.com/en/US/docs/security/ise/1.0/user_guide/ise10_dis_deploy.html

The persona or personas of a node determine the services provided by a node. An ISE node can assume any or all of the following personas: Administration, Policy Service, and Monitoring. The menu options that are available through the administrative user interface are dependent on the role and personas that an ISE node assumes. See Cisco ISE Nodes and Available Menu Options for more information.

NEW QUESTION 65

A new employee just connected their workstation to a Cisco IP phone. The network administrator wants to ensure that the Cisco IP phone remains online when the user disconnects their Workstation from the corporate network Which CoA configuration meets this requirement?

- A. Port Bounce
- B. Reauth
- C. NoCoA
- D. Disconnect

Answer: C

Explanation:

<https://ciscocustomer.lookbookhq.com/iseguidedjourney/ISE-profiling-design>

NEW QUESTION 69

What must be configured on the Cisco ISE authentication policy for unknown MAC addresses/identities for successful authentication?

- A. pass
- B. reject
- C. drop
- D. continue

Answer: D

Explanation:

https://www.cisco.com/en/US/docs/security/ise/1.0/user_guide/ise10_man_id_stores.html

NEW QUESTION 70

An administrator wants to configure network device administration and is trying to decide whether to use TACACS* or RADIUS. A reliable protocol must be used that can check command authorization Which protocol meets these requirements and why?

- A. TACACS+ because it runs over TCP
- B. RADIUS because it runs over UDP
- C. RADIUS because it runs over TCP.
- D. TACACS+ because it runs over UDP

Answer: A

NEW QUESTION 72

The IT manager wants to provide different levels of access to network devices when users authenticate using TACACS+. The company needs specific commands to be allowed based on the Active Directory group membership of the different roles within the IT department. The solution must minimize the number of objects created in Cisco ISE. What must be created to accomplish this task?

- A. one shell profile and one command set
- B. multiple shell profiles and one command set
- C. one shell profile and multiple command sets
- D. multiple shell profiles and multiple command sets

Answer: C

NEW QUESTION 74

In a standalone Cisco ISE deployment, which two personas are configured on a node? (Choose two)

- A. publisher
- B. administration
- C. primary
- D. policy service
- E. subscriber

Answer: BD

Explanation:

https://www.cisco.com/c/en/us/td/docs/security/ise/2-0/admin_guide/b_ise_admin_guide_20/b_ise_admin_guide

NEW QUESTION 78

What is the purpose of the ip http server command on a switch?

- A. It enables the https server for users for web authentication
- B. It enables MAB authentication on the switch
- C. It enables the switch to redirect users for web authentication.
- D. It enables dot1x authentication on the switch.

Answer: C

NEW QUESTION 79

MacOS users are complaining about having to read through wordy instructions when remediating their workstations to gain access to the network. Which alternate method should be used to tell users how to remediate?

- A. URL link
- B. message text
- C. executable
- D. file distribution

Answer: A

Explanation:

<https://www.sciencedirect.com/topics/computer-science/remediation-action>

NEW QUESTION 84

A network security engineer needs to configure 802.1X port authentication to allow a single host to be authenticated for data and another single host to be authenticated for voice. Which command should the engineer run on the interface to accomplish this goal?

- A. authentication host-mode single-host
- B. authentication host-mode multi-auth
- C. authentication host-mode multi-host
- D. authentication host-mode multi-domain

Answer: D

NEW QUESTION 85

A network administrator is configuring authorization policies on Cisco ISE. There is a requirement to use AD group assignments to control access to network resources. After a recent power failure and Cisco ISE rebooting itself, the AD group assignments no longer work. What is the cause of this issue?

- A. The AD join point is no longer connected.
- B. The AD DNS response is slow.
- C. The certificate checks are not being conducted.
- D. The network devices' ports are shut down.

Answer: A

Explanation:

https://www.cisco.com/c/en/us/td/docs/security/ise/2-3/ise_active_directory_integration/b_ise_ad_integration_

NEW QUESTION 88

A Cisco ISE administrator needs to ensure that guest endpoint registrations are only valid for one day. When testing the guest policy flow, the administrator sees that the Cisco ISE does not delete the endpoint in the Guest Endpoints identity store after one day and allows access to the guest network after that period. Which configuration is causing this problem?

- A. The Endpoint Purge Policy is set to 30 days for guest devices.
- B. The RADIUS policy set for guest access is set to allow repeated authentication of the same device.
- C. The length of access is set to 7 days in the Guest Portal Settings.
- D. The Guest Account Purge Policy is set to 15 days.

Answer: A

Explanation:

https://www.cisco.com/c/en/us/td/docs/security/ise/1-3/admin_guide/b_ise_admin_guide_13/b_ise_admin_guide

NEW QUESTION 90

An administrator connects an HP printer to a dot1x enable port, but the printer is not accessible. Which feature must the administrator enable to access the printer?

- A. MAC authentication bypass
- B. change of authorization
- C. TACACS authentication
- D. RADIUS authentication

Answer: A

Explanation:

<https://community.cisco.com/t5/network-access-control/ise-for-printer-security/m-p/3933216>

NEW QUESTION 95

An engineer wants to learn more about Cisco ISE and deployed a new lab with two nodes. Which two persona configurations allow the engineer to successfully test redundancy of a failed node? (Choose two.)

- A. Configure one of the Cisco ISE nodes as the Health Check node.
- B. Configure both nodes with the PAN and MnT personas only.
- C. Configure one of the Cisco ISE nodes as the primary PAN and MnT personas and the other as the secondary.
- D. Configure both nodes with the PAN, MnT, and PSN personas.
- E. Configure one of the Cisco ISE nodes as the primary PAN and PSN personas and the other as the secondary.

Answer: CE

NEW QUESTION 99

An engineer is configuring TACACS+ within Cisco ISE for use with a non-Cisco network device. They need to send special attributes in the Access-Accept response to ensure that the users are given the appropriate access. What must be configured to accomplish this'?

- A. dACLs to enforce the various access policies for the users
- B. custom access conditions for defining the different roles
- C. shell profiles with custom attributes that define the various roles
- D. TACACS+ command sets to provide appropriate access

Answer: C

NEW QUESTION 102

What is an advantage of using EAP-TLS over EAP-MS-CHAPv2 for client authentication?

- A. EAP-TLS uses a username and password for authentication to enhance security, while EAP-MS-CHAPv2 does not.
- B. EAP-TLS secures the exchange of credentials, while EAP-MS-CHAPv2 does not.
- C. EAP-TLS uses a device certificate for authentication to enhance security, while EAP-MS-CHAPv2 does not.
- D. EAP-TLS uses multiple forms of authentication, while EAP-MS-CHAPv2 only uses one.

Answer: C

NEW QUESTION 104

An engineer is tasked with placing a guest access anchor controller in the DMZ. Which two ports or port sets must be opened up on the firewall to accomplish this task? (Choose two.)

- A. UDP port 1812 RADIUS
- B. TCP port 161
- C. TCP port 514
- D. UDP port 79
- E. UDP port 16666

Answer: BC

NEW QUESTION 107

An organization has a fully distributed Cisco ISE deployment. When implementing probes, an administrator must scan for unknown endpoints to learn the IP-to-MAC address bindings. The scan is complete on one FPSN, but the information is not available on the others. What must be done to make the information available?

- A. Scanning must be initiated from the PSN that last authenticated the endpoint
- B. Cisco ISE must learn the IP-MAC binding of unknown endpoints via DHCP profiling, not via scanning
- C. Scanning must be initiated from the MnT node to centrally gather the information
- D. Cisco ISE must be configured to learn the IP-MAC binding of unknown endpoints via RADIUS authentication, not via scanning

Answer: B

NEW QUESTION 108

What is a difference between TACACS+ and RADIUS in regards to encryption?

- A. TACACS+ encrypts only the password, whereas RADIUS encrypts the username and password.
- B. TACACS+ encrypts the username and password, whereas RADIUS encrypts only the password.
- C. TACACS+ encrypts the password, whereas RADIUS sends the entire packet in clear text.
- D. TACACS+ encrypts the entire packet, whereas RADIUS encrypts only the password.

Answer: D

NEW QUESTION 109

An engineer is unable to use SSH to connect to a switch after adding the required CLI commands to the device to enable TACACS+. The device administration license has been added to Cisco ISE, and the required policies have been created. Which action is needed to enable access to the switch?

- A. The `ip ssh source-interface` command needs to be set on the switch
- B. 802.1X authentication needs to be configured on the switch.
- C. The RSA keypair used for SSH must be regenerated after enabling TACACS+.
- D. The switch needs to be added as a network device in Cisco ISE and set to use TACACS+.

Answer: D

NEW QUESTION 112

A Cisco ISE administrator needs to ensure that guest endpoint registrations are only valid for 1 day. When testing the guest policy flow, the administrator sees that the Cisco ISE does not delete the endpoint in the Guest Endpoints identity store after one day and allows access to the guest network after that period. Which configuration is causing this problem?

- A. The RADIUS policy set for guest access is set to allow repeated authentication of the same device.
- B. The length of access is set to 7 days in the Guest Portal Settings.
- C. The Endpoint Purge Policy is set to 30 days for guest devices.
- D. The Guest Account Purge Policy is set to 15 days.

Answer: C

NEW QUESTION 113

An administrator has added a new Cisco ISE PSN to their distributed deployment. Which two features must the administrator enable to accept authentication requests and profile the endpoints correctly, and add them to their respective endpoint identity groups? (Choose two)

- A. Session Services
- B. Endpoint Attribute Filter
- C. Posture Services
- D. Profiling Services
- E. Radius Service

Answer: DE

NEW QUESTION 115

An administrator is migrating device administration access to Cisco ISE from the legacy TACACS+ solution that used only privilege 1 and 15 access levels. The organization requires more granular controls of the privileges and wants to customize access levels 2-5 to correspond with different roles and access needs. Besides defining a new shell profile in Cisco ISE. what must be done to accomplish this configuration?

- A. Enable the privilege levels in Cisco ISE
- B. Enable the privilege levels in the IOS devices.
- C. Define the command privileges for levels 2-5 in the IOS devices
- D. Define the command privileges for levels 2-5 in Cisco ISE

Answer: B

Explanation:

<https://learningnetwork.cisco.com/s/blogs/a0D3i000002eeWTEAY/cisco-ios-privilege-levels>

NEW QUESTION 118

What is a method for transporting security group tags throughout the network?

- A. by enabling 802.1AE on every network device
- B. by the Security Group Tag Exchange Protocol
- C. by embedding the security group tag in the IP header
- D. by embedding the security group tag in the 802.1Q header

Answer: B

NEW QUESTION 121

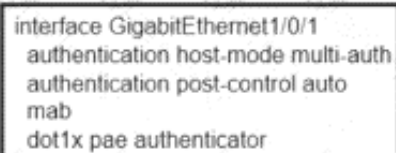
An administrator is configuring a switch port for use with 802.1X What must be done so that the port will allow voice and multiple data endpoints?

- A. Configure the port with the authentication host-mode multi-auth command
- B. Connect the data devices to the port, then attach the phone behind them.
- C. Use the command authentication host-mode multi-domain on the port
- D. Connect a hub to the switch port to allow multiple devices access after authentication

Answer: A

NEW QUESTION 124

Refer to the exhibit



```
interface GigabitEthernet1/0/1
 authentication host-mode multi-auth
 authentication post-control auto
 mab
 dot1x pae authenticator
```

Which switch configuration change will allow only one voice and one data endpoint on each port?

- A. Multi-auth to multi-domain
- B. Mab to dot1x
- C. Auto to manual
- D. Multi-auth to single-auth

Answer: A

Explanation:

<https://community.cisco.com/t5/network-access-control/cisco-ise-multi-auth-or-multi-host/m-p/3750907>

NEW QUESTION 126

What is a function of client provisioning?

- A. Client provisioning ensures that endpoints receive the appropriate posture agents.
- B. Client provisioning checks a dictionary attribute with a value.
- C. Client provisioning ensures an application process is running on the endpoint.
- D. Client provisioning checks the existence, date, and versions of the file on a client.

Answer: A

Explanation:

https://www.cisco.com/c/en/us/td/docs/security/ise/1-2/user_guide/ise_client_prov.html#:~:text=After%20

NEW QUESTION 131

A Cisco ISE server sends a CoA to a NAD after a user logs in successfully using CWA Which action does the CoA perform?

- A. It terminates the client session
- B. It applies the downloadable ACL provided in the CoA
- C. It applies new permissions provided in the CoA to the client session.
- D. It triggers the NAD to reauthenticate the client

Answer: B

Explanation:

<https://www.cisco.com/c/en/us/support/docs/security/identity-services-engine/115732-central-web-auth-00.html>

<https://www.cisco.com/c/en/us/support/docs/security/identity-services-engine/113362-config-web-auth-ise-00.ht>

NEW QUESTION 134

An engineer is configuring posture assessment for their network access control and needs to use an agent that supports using service conditions as conditions for the assessment. The agent should be run as a background process to avoid user interruption but when it is run. the user can see it. What is the problem?

- A. The engineer is using the "Anyconnect" posture agent but should be using the "Stealth Anyconnect posture agent
- B. The posture module was deployed using the headend instead of installing it with SCCM
- C. The user was in need of remediation so the agent appeared m the notifications
- D. The proper permissions were no! given to the temporal agent to conduct the assessment

Answer: A

NEW QUESTION 136

When planning for the deployment of Cisco ISE, an organization's security policy dictates that they must use network access authentication via RADIUS. It also states that the deployment provide an adequate amount of security and visibility for the hosts on the network. Why should the engineer configure MAB in this situation?

- A. The Cisco switches only support MAB.
- B. MAB provides the strongest form of authentication available.
- C. The devices in the network do not have a supplicant.
- D. MAB provides user authentication.

Answer: C

NEW QUESTION 137

An administrator is configuring cisco ISE lo authenticate users logging into network devices using TACACS+ The administrator is not seeing any of the authentication in the TACACS+ live logs. Which action ensures the users are able to log into the network devices?

- A. Enable the device administration service in the Administration persona
- B. Enable the session services in the administration persona
- C. Enable the service sessions in the PSN persona.
- D. Enable the device administration service in the PSN persona.

Answer: D

Explanation:

https://www.cisco.com/c/en/us/td/docs/security/ise/2-4/admin_guide/b_ISE_admin_guide_24/m_ise_tacacs_dev

NEW QUESTION 142

An administrator is adding a switch to a network that is running Cisco ISE and is only for IP Phones The phones do not have the ability to authenticate via 802 1X Which command is needed on each switch port for authentication?

- A. dot1x system-auth-control
- B. enable bypass-mac
- C. enable network-authentication
- D. mab

Answer: D

Explanation:

https://www.cisco.com/en/US/docs/ios-xml/ios/sec_usr_aaa/configuration/15-2mt/sec-config-mab.html

NEW QUESTION 146

An engineer is configuring a virtual Cisco ISE deployment and needs each persona to be on a different node. Which persona should be configured with the largest amount of storage in this environment?

- A. policy Services
- B. Primary Administration

- C. Monitoring and Troubleshooting
- D. Platform Exchange Grid

Answer: C

NEW QUESTION 150

An administrator replaced a PSN in the distributed Cisco ISE environment. When endpoints authenticate to it, the devices are not getting the right profiles or attributes and as a result, are not hitting the correct policies. This was working correctly on the previous PSN. Which action must be taken to ensure the endpoints get identified?

- A. Verify that the MnT node is tracking the session.
- B. Verify the shared secret used between the switch and the PSN.
- C. Verify that the profiling service is running on the new PSN.
- D. Verify that the authentication request the PSN is receiving is not malformed.

Answer: C

NEW QUESTION 154

An engineer is implementing Cisco ISE and needs to configure 802.1X. The port settings are configured for port-based authentication. Which command should be used to complete this configuration?

- A. dot1x pae authenticator
- B. dot1x system-auth-control
- C. authentication port-control auto
- D. aaa authentication dot1x default group radius

Answer: B

Explanation:

<https://www.cisco.com/c/en/us/td/docs/switches/lan/catalyst4500/12-2/31sg/configuration/guide/conf/dot1x>.

NEW QUESTION 155

An engineer is configuring a dedicated SSID for onboarding devices. Which SSID type accomplishes this configuration?

- A. dual
- B. hidden
- C. broadcast
- D. guest

Answer: A

Explanation:

<https://community.cisco.com/t5/security-documents/ise-byod-dual-vs-single-ssid-onboarding/ta-p/3641422>

https://www.youtube.com/watch?v=HH_Xasqd9k4&ab_channel=CiscoISE-IdentityServicesEngine

http://www.labminutes.com/sec0053_ise_1_1_byod_wireless_onboarding_dual_ssid

NEW QUESTION 158

A network engineer needs to deploy 802.1x using Cisco ISE in a wired network environment where thin clients download their system image upon bootup using PXE. For which mode must the switch ports be configured?

- A. closed
- B. restricted
- C. monitor
- D. low-impact

Answer: D

NEW QUESTION 161

An engineer is configuring Cisco ISE to reprofile endpoints based only on new requests of INIT-REBOOT and SELECTING message types. Which probe should be used to accomplish this task?

- A. MMAP
- B. DNS
- C. DHCP
- D. RADIUS

Answer: C

NEW QUESTION 165

An engineer is working with a distributed deployment of Cisco ISE and needs to configure various network probes to collect a set of attributes from the endpoints on the network. Which node should be used to accomplish this task?

- A. PSN
- B. primary PAN
- C. pxGrid
- D. MnT

Answer: A

NEW QUESTION 167

Which two methods should a sponsor select to create bulk guest accounts from the sponsor portal? (Choose two)

- A. Random
- B. Monthly
- C. Daily
- D. Imported
- E. Known

Answer: AD

NEW QUESTION 168

An engineer is configuring Cisco ISE and needs to dynamically identify the network endpoints and ensure that endpoint access is protected. Which service should be used to accomplish this task?

- A. Profiling
- B. Guest access
- C. Client provisioning
- D. Posture

Answer: A

NEW QUESTION 169

.....

Thank You for Trying Our Product

We offer two products:

1st - We have Practice Tests Software with Actual Exam Questions

2nd - Questions and Answers in PDF Format

300-715 Practice Exam Features:

- * 300-715 Questions and Answers Updated Frequently
- * 300-715 Practice Questions Verified by Expert Senior Certified Staff
- * 300-715 Most Realistic Questions that Guarantee you a Pass on Your First Try
- * 300-715 Practice Test Questions in Multiple Choice Formats and Updates for 1 Year

100% Actual & Verified — Instant Download, Please Click
[Order The 300-715 Practice Test Here](#)