



Fortinet

Exam Questions NSE7_SDW-7.2

Fortinet NSE 7 - SD-WAN 7.2

About ExamBible

[Your Partner of IT Exam](#)

Found in 1998

ExamBible is a company specialized on providing high quality IT exam practice study materials, especially Cisco CCNA, CCDA, CCNP, CCIE, Checkpoint CCSE, CompTIA A+, Network+ certification practice exams and so on. We guarantee that the candidates will not only pass any IT exam at the first attempt but also get profound understanding about the certificates they have got. There are so many alike companies in this industry, however, ExamBible has its unique advantages that other companies could not achieve.

Our Advances

* 99.9% Uptime

All examinations will be up to date.

* 24/7 Quality Support

We will provide service round the clock.

* 100% Pass Rate

Our guarantee that you will pass the exam.

* Unique Gurantee

If you do not pass the exam at the first time, we will not only arrange FULL REFUND for you, but also provide you another exam of your claim, ABSOLUTELY FREE!

NEW QUESTION 1

Refer to the exhibit.

```
branch1_fgt # diagnose sys sdwan service 1

Service(3): Address Mode(IPV4) flags=0x200 use-shortcut-sla
Gen(6), TOS(0x0/0x0), Protocol(0: 1->65535), Mode(manual)
Members(2):
  1: Seq_num(3 T_INET_0_0), alive, selected
  2: Seq_num(4 T_INET_1_0), alive, selected
Src address(1):
  10.0.1.0-10.0.1.255

Dst address(1):
  10.0.0.0-10.255.255.255

branch1_fgt # diagnose sys sdwan member | grep T_INET_
Member(3): interface: T_INET_0_0, flags=0x4 , gateway: 100.64.1.1, priority: 10 1024,
weight: 0
Member(4): interface: T_INET_1_0, flags=0x4 , gateway: 100.64.1.9, priority: 0 1024,
weight: 0

branch1_fgt # get router info routing-table all | grep T_INET_
S      10.0.0.0/8 [1/0] via T_INET_1_0 tunnel 100.64.1.9
```

An administrator is troubleshooting SD-WAN on FortiGate. A device behind branch1_fgt generates traffic to the 10.0.0.0/8 network. The administrator expects the traffic to match SD-WAN rule ID 1 and be routed over T_INET_0_0. However, the traffic is routed over T_INET_1_0. Based on the output shown in the exhibit, which two reasons can cause the observed behavior? (Choose two.)

- A. The traffic matches a regular policy route configured with T_INET_1_0 as the outgoing device.
- B. T_INET_1_0 has a lower route priority value (higher priority) than T_INET_0_0.
- C. T_INET_0_0 does not have a valid route to the destination.
- D. T_INET_1_0 has a higher member configuration priority than T_INET_0_0.

Answer: AC

NEW QUESTION 2

Refer to the exhibit.

```
# get router info routing-table all
...
B      10.0.2.0/24 [200/0] via 10.201.1.2 [3] (recursive via VPN0 tunnel 100.64.1.1), 00:00:54
      [200/0] via 10.202.1.2 [3] (recursive via VPN1 tunnel 100.64.1.9), 00:00:54
      [200/0] via 10.203.1.1 [3] (recursive via VPN2 tunnel 172.16.1.5), 00:00:54
...
```

The device exchanges routes using IBGP.

Which two statements are correct about the IBGP configuration and routing information on the device? (Choose two.)

- A. Each BGP route is three hops away from the destination.
- B. ibgp-multipath is disabled.
- C. additional-path is enabled.
- D. You can run the get router info routing-table database command to display the additional paths.

Answer: CD

NEW QUESTION 3

What are two reasons for using FortiManager to organize and manage the network for a group of FortiGate devices? (Choose two.)

- A. It simplifies the deployment and administration of SD-WAN on managed FortiGate devices.
- B. It improves SD-WAN performance on the managed FortiGate devices.
- C. It sends probe signals as health checks to the beacon servers on behalf of FortiGate.
- D. It acts as a policy compliance entity to review all managed FortiGate devices.
- E. It reduces WAN usage on FortiGate devices by acting as a local FortiGuard server.

Answer: AE

NEW QUESTION 4

What is a benefit of using application steering in SD-WAN?

- A. The traffic always skips the regular policy routes.
- B. You steer traffic based on the detected application.
- C. You do not need to enable SSL inspection.
- D. You do not need to configure firewall policies that accept the SD-WAN traffic.

Answer: B

NEW QUESTION 5

Refer to the exhibit, which shows the IPsec phase 1 configuration of a spoke.

```
config vpn ipsec phase1-interface
edit "T_INET_0_0"
set interface "port1"
set ike-version 2
set keylife 28800
set peertype any
set net-device disable
set proposal aes128-sha256 aes256-sha256 aes128gcm-prfsha256 aes256gcm-prfsha384
chacha20poly1305-prfsha256
set comments "[created by FMG VPN Manager]"
set idle-timeout enable
set idle-timeoutinterval 5
set auto-discovery-receiver enable
set remote-gw 100.64.1.1
set psksecret ENC
6D5rVsaKlMeAyVYt1z95BS24Psew76lwY023hnFVviwb6deItSc5ltCa+iNYhujT8gycfD4+WuszpmuIv8rRzrVh
7DFkHaW2auAAprQ0dHUfaCzjOhME7mPw+8he2xB7Edb9ku/nZEHb0cKLkKYJc/p9J9IMweV2lZUgFjvIpXNxHxpH
LReOFShoH0lSPFkz5IYCVa==
next
end
```

What must you configure on the IPsec phase 1 configuration for ADVPN to work with SD- WAN?

- A. You must set ike-version to 1.
- B. You must enable net-device.
- C. You must enable auto-discovery-sender.
- D. You must disable idle-timeout.

Answer: B

NEW QUESTION 6

Which two statements describe how IPsec phase 1 main mode is different from aggressive mode when performing IKE negotiation? (Choose two)

- A. A peer ID is included in the first packet from the initiator, along with suggested security policies.
- B. XAuth is enabled as an additional level of authentication, which requires a username and password.
- C. A total of six packets are exchanged between an initiator and a responder instead of three packets.
- D. The use of Diffie Hellman keys is limited by the responder and needs initiator acceptance.

Answer: BC

NEW QUESTION 7

Which two statements about the SD-WAN zone configuration are true? (Choose two.)

- A. The service-sla-tie-break setting enables you to configure preferred member selection based on the best route to the destination.
- B. You can delete the default zones.
- C. The default zones are virtual-wan-link and SASE.
- D. An SD-WAN member can belong to two or more zones.

Answer: AC

NEW QUESTION 8

Refer to the exhibit.

```
branch1_fgt # diagnose sys sdwan service 3

Service(3): Address Mode(IPV4) flags=0x200 use-shortcut-sla
Gen(2), TOS(0x0/0x0), Protocol(0: 1->65535), Mode(priority), link-cost-factor(packet-
loss), link-cost-threshold(0), health-check(VPN_PING)
Members(3):
  1: Seq_num(3 T_INET_0_0), alive, packet loss: 2.000%, selected
  2: Seq_num(4 T_MPLS_0), alive, packet loss: 4.000%, selected
  3: Seq_num(5 T_INET_1_0), alive, packet loss: 12.000%, selected
Src address(1):
  10.0.1.0-10.0.1.255

Dst address(1):
  10.0.0.0-10.255.255.255

branch1_fgt (3) # show
config service
edit 3
set name "Corp"
set mode priority
set dst "Corp-net"
set src "LAN-net"
set health-check "VPN_PING"
set link-cost-factor packet-loss
set link-cost-threshold 0
set priority-members 5 3 4
next
end
```

The exhibit shows the SD-WAN rule status and configuration.

Based on the exhibit, which change in the measured packet loss will make T_INET_1_0 the new preferred member?

- A. When all three members have the same packet loss.
- B. When T_INET_0_0 has 4% packet loss.
- C. When T_INET_0_0 has 12% packet loss.
- D. When T_INET_1_0 has 4% packet loss.

Answer: D

NEW QUESTION 9

Exhibit.

```
# diagnose sys sdwan health-check status

Health Check(Level3 DNS):
Seq(1 port1): state(alive), packet-loss(0.000%) latency(22.129), jitter(0.201), mos(4.393),
bandwidth-up(10235), bandwidth-dw(10235), bandwidth-bi(20470) sla_map=0x0
Seq(2 port2): state(alive), packet-loss(7.000%) latency(42.394), jitter(0.912), mos(4.378),
bandwidth-up(10236), bandwidth-dw(10237), bandwidth-bi(20473) sla_map=0x0
Health Check(VPN_PING):
Seq(5 T_MPLS): state(alive), packet-loss(0.000%) latency(131.336), jitter(0.199), mos(4.330),
bandwidth-up(99999999), bandwidth-dw(99999999), bandwidth-bi(199999998) sla_map=0x2
Seq(4 T_INET_1): state(alive), packet-loss(11.000%) latency(1.465), jitter(0.226), mos(4.398),
bandwidth-up(10239), bandwidth-dw(10239), bandwidth-bi(20478) sla_map=0x1
Seq(3 T_INET_0): state(alive), packet-loss(0.000%) latency(1.440), jitter(0.245), mos(4.403),
bandwidth-up(10239), bandwidth-dw(10239), bandwidth-bi(20478) sla_map=0x3
```

The exhibit shows the output of the command `diagnose sys sdwan health-check status` collected on a FortiGate device. Which two statements are correct about the health check status on this FortiGate device? (Choose two.)

- A. The health-check VPN_PING orders the members according to the lowest jitter.
- B. The interface T_INET_1 missed one SLA target.
- C. There is no SLA criteria configured for the health-check Level3_DNS.
- D. The interface T_INET_0 missed three SLA targets.

Answer: AC

Explanation:

According to the FortiGate / FortiOS 6.4.2 Administration Guide, the health check status command displays the status of the health check probes for each SD-WAN member interface. The output includes the following information:

? state: the current state of the interface, either alive or dead

? packet-loss: the percentage of packets lost during the health check

? latency: the average round-trip time in milliseconds

? jitter: the variation in latency

? mos: the mean opinion score, a measure of voice quality

? bandwidth: the available bandwidth in kilobits per second for each direction (up, down, bi)

? sla map: a bitmap that indicates which SLA criteria are met or failed Based on the exhibit, the following statements are correct:

? The health-check VPN_PING orders the members according to the lowest jitter. This means that the interface with the lowest jitter value is listed first, followed by the next lowest, and so on1. In the exhibit, the order is T_MPLS, T_INET_1, and T_INET_0.

? There is no SLA criteria configured for the health-check Level3_DNS. This means that the health check does not use any SLA parameters to determine the state of the interface2. In the exhibit, the sla map value is 0x0 for both port1 and port2, indicating that no SLA criteria are applied.

NEW QUESTION 10

Refer to the exhibit.

```
session info: proto=6 proto_state=11 duration=242 expire=3349 timeout=3600
flags=00000000 socktype=0 sockport=0 av_idx=0 use=4
origin-shaper=
reply-shaper=
per_ip_shaper=
class_id=0 ha_id=0 policy_dir=0 tunnel=/ vlan_cos=0/255
state=log dirty may_dirty ndr f00 app_valid
statistic(bytes/packets/allow_err): org=3421/20/1 reply=3777/17/1 tuples=3
tx speed(Bps/kbps): 0/0 rx speed(Bps/kbps): 0/0
origin->sink: org pre->post, reply pre->post dev=7->3/3->7 gwy=0.0.0.0/0.0.0.0
hook-post dir=org act=snat 10.0.1.101:34676->128.66.0.1:22(192.2.0.1:34676)
hook-pre dir=reply act=dnat 128.66.0.1:22->192.2.0.1:34676(10.0.1.101:34676)
hook-post dir=reply act=noop 128.66.0.1:22->10.0.1.101:34676(0.0.0.0:0)
pos/(before,after) 0/(0,0), 0/(0,0)
misc=0 policy_id=2 pol_uuid_idx=14721 auth_info=0 chk_client_info=0 vd=0
serial=000032d9 tos=ff/ff app_list=2000 app=16060 url_cat=0
sdwan_mbr_seq=1 sdwan_service_id=2
rpdh_link_id=ff000002 rpdh_svc_id=0 ngfwid=n/a
npu_state=0x001008
```

Which statement explains the output shown in the exhibit?

- A. FortiGate performed standard FIB routing on the session.
- B. FortiGate will not re-evaluate the session following a firewall policy change.
- C. FortiGate used 192.2.0.1 as the gateway for the original direction of the traffic.
- D. FortiGate must re-evaluate the session due to routing change.

Answer: D

Explanation:

The `snat-route-change` option is enabled by default. This option enables FortiGate to re- evaluate the routing table and select a new egress interface if the next hop IP address changes. This option only applies to sessions in the dirty state. Sessions in the log state are not affected by routing changes.

NEW QUESTION 10

Refer to the exhibit.


```
config system sdwan
  set status enable
  set load-balance source-dest-ip-based
  config zone
    edit "virtual-wan-link"
    next
    edit "SASE"
    next
    edit "underlay"
    next
  end
  config members
    edit 1
      set interface "port1"
      set zone "underlay"
      set gateway 192.2.0.2
    next
    edit 2
      set interface "port2"
      set zone "underlay"
      set gateway 192.2.0.10
    next
  end
  ...
end
```

Which algorithm does SD-WAN use to distribute traffic that does not match any of the SD- WAN rules?

- A. All traffic from a source IP to a destination IP is sent to the same interface.
- B. All traffic from a source IP is sent to the same interface.
- C. All traffic from a source IP is sent to the most used interface.
- D. All traffic from a source IP to a destination IP is sent to the least used interface.

Answer: A

Explanation:

Study Guide 7.2, page 176.

NEW QUESTION 15

Which diagnostic command can you use to show the member utilization statistics measured by performance SLAs for the last 10 minutes?

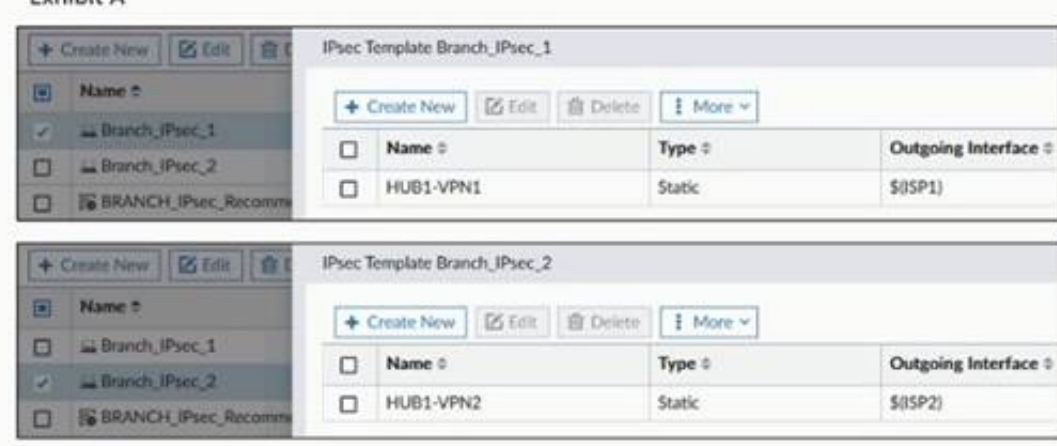
- A. diagnose sys sdwan sla-log
- B. diagnose ays sdwan health-check
- C. diagnose sys sdwan intf-sla-log
- D. diagnose sys sdwan log

Answer: A

NEW QUESTION 18


Refer to the exhibits.

Exhibit A



Name	Type	Outgoing Interface
HUB1-VPN1	Static	\$(ISP1)
HUB1-VPN2	Static	\$(ISP2)

Exhibit B



invalid template assignment - conflicting template assignment scope: device branch1_fgt, vdom root, x _ipsec template [Branch_IPsec_1] and [Branch_IPsec_2]

Exhibit A shows two IPsec templates to define Branch_IPsec_1 and Branch_IPsec_2. Each template defines a VPN tunnel.

Exhibit B shows the error message that FortiManager displayed when the administrator tried to assign the second template to the FortiGate device.

Which statement best explain the cause for this issue?

- A. You can assign only one template with a tunnel of tpe static to each FortiGate device
- B. You can define only one IPsec tunnel from branch devices to HUB1.
- C. You can assign only one IPsec template to each FortiGate device.
- D. You should review the branch1_fgt configuration for the already configured tunnel with the name HUB1-VPN2.

Answer: C

Explanation:

The error message in Exhibit B indicates a conflicting template assignment. This occurs because FortiManager does not allow the assignment of multiple IPsec templates that define VPN tunnels with the same name or settings to the same FortiGate device. The conflict arises from trying to assign a second IPsec template to a device that already has one assigned. References: This is based on Fortinet's best practices and administrative guidelines which state that each FortiGate device should be assigned a unique IPsec template to avoid configuration conflicts.

NEW QUESTION 19

Refer to the exhibit.

```
config system settings
    set firewall-session-dirty check-new
end
```

Based on the exhibit, which two actions does FortiGate perform on sessions after a firewall policy change? (Choose two.)

- A. FortiGate flushes all sessions.
- B. FortiGate terminates the old sessions.
- C. FortiGate does not change existing sessions.
- D. FortiGate evaluates new sessions.

Answer: CD

Explanation:

FortiGate not to flag existing impacted session as dirty by setting firewall-session-dirty to check new. The results is that FortiGate evaluates only new session against the new firewall policy.

NEW QUESTION 21

Refer to the exhibit.

```
# diagnose sys session list

session info: proto=6 proto_state=01 duration=39 expire=3593 timeout=3600 flags=00000000
socktype=0 sockport=0 av_idx=0 use=4
state=may_dirty npu
origin->sink: org pre->post, reply pre->post dev=7->5/5->7 gw=10.10.10.1/10.9.31.160
hook=pre dir=org act=noop 10.9.31.160:7932->10.0.1.7:22(0.0.0.0:0)
hook=post dir=reply act=noop 10.0.1.7:22->10.9.31.160:7932(0.0.0.0:0)
pos/(before,after) 0/(0,0), 0/(0,0)
misc=0 policy_id=1 auth_info=0 chk_client_info=0 vd=0
serial=00045e02 tos=ff/ff app_list=0 app=0 url_cat=0
sdwan_mbr_seq=1 sdwan_service_id=1
rpidb_link_id=80000000 rpidb_svc_id=0 ngfwid=n/a
npu_state=0x4000c00
npu info: flag=0x81/0x81, offload=8/8, ips_offload=0/0, epid=64/76, ipid=76/64,
vlan=0x0000/0x0000
vlfid=76/64, vtag_in=0x0000/0x0000 in_npu=1/1, out_npu=1/1, fwd_en=0/0, qid=2/2
reflect info 0:
dev=7->6/6->7
npu_state=0x4000800
npu info: flag=0x00/0x81, offload=0/8, ips_offload=0/0, epid=0/76, ipid=0/65, vlan=0x0000/0x0000
vlfid=0/65, vtag_in=0x0000/0x0000 in_npu=0/1, out_npu=0/1, fwd_en=0/0, qid=0/2
total reflect session num: 1
total session 1

# diagnose netlink interface list

if=port1 family=00 type=1 index=5 mtu=1500 link=0 master=0
if=port2 family=00 type=1 index=6 mtu=1500 link=0 master=0
if=port3 family=00 type=1 index=7 mtu=1500 link=0 master=0
```

The exhibit shows the details of a session and the index numbers of some relevant interfaces on a FortiGate appliance that supports hardware offloading. Based on the information shown in the exhibits, which two statements about the session are true? (Choose two.)

- A. The reply direction of the asymmetric traffic flows from port2 to port3.
- B. The auxiliary session can be offloaded to hardware.
- C. The original direction of the symmetric traffic flows from port3 to port2.
- D. The main session cannot be offloaded to hardware.

Answer: AB

NEW QUESTION 24

Exhibit A –




















+ Create New ▾								✎ Edit	🗑 Delete	🔍 Where Used	🔍 Collapse All	⚙ Column Settings ▾	More ▾		
<input type="checkbox"/>	#	Name	Type	Normalized Interface	Addressing Mode	IP/Netmask	Access								
<input type="checkbox"/>	▼ Physical (10)														
<input type="checkbox"/>	1	port1	 Physical	port1	Manual	203.0.113.1/255.255.255.2	PING								
<input type="checkbox"/>	2	port2	 Physical	port2	Manual	203.0.113.9/255.255.255.2	PING								
<input type="checkbox"/>	3	port3	 Physical	port3	Manual	0.0.0.0/0.0.0.0									
<input type="checkbox"/>	4	port4	 Physical	port4	Manual	172.16.0.9/255.255.255.24	PING								
<input type="checkbox"/>	5	port5	 Physical	port5	Manual	10.0.2.254/255.255.255.0	PING								
<input type="checkbox"/>	6	port6	 Physical	port6	Manual	0.0.0.0/0.0.0.0									
<input type="checkbox"/>	7	port7	 Physical	port7	Manual	0.0.0.0/0.0.0.0									
<input type="checkbox"/>	8	port8	 Physical	port8	Manual	0.0.0.0/0.0.0.0									
<input type="checkbox"/>	9	port9	 Physical	port9	Manual	0.0.0.0/0.0.0.0									
<input type="checkbox"/>	10	port10	 Physical	port10	Manual	192.168.0.32/255.255.255.	HTTPS, PING, SSH, HT								
<input type="checkbox"/>	▼ Aggregate (1)														
<input type="checkbox"/>	11	fortilink	 Aggregate		Manual	169.254.1.1/255.255.255.0	PING, Security Fabric C								
<input type="checkbox"/>	▼ Tunnel (3)														
<input type="checkbox"/>	12	nat.root	 Tunnel		Manual	0.0.0.0/0.0.0.0									
<input type="checkbox"/>	13	l2t.root	 Tunnel		Manual	0.0.0.0/0.0.0.0									
<input type="checkbox"/>	14	ssl.root (SSL VPN interf	 Tunnel		Manual	0.0.0.0/0.0.0.0									
<input type="checkbox"/>	▼ EMAC VLAN (1)														
<input type="checkbox"/>	15	vt_lan_ts	 EMAC VLAN		Manual	10.0.102.1/255.255.255.0	PING								
<input type="checkbox"/>	▼ SD-WAN Zone (2)														
<input type="checkbox"/>	16	virtual-wan-link	 SD-WAN Zone												
<input type="checkbox"/>	17	SASE	 SD-WAN Zone	port1	SASE										
+ Create New ▾								✎ Edit	🗑 Delete	⚙ Column Settings ▾					
<input type="checkbox"/>	#	ID	Destination	Gateway	Interface	Distance	Priority	Status	Description						
<input type="checkbox"/>	▼ Static Route (2)														
<input type="checkbox"/>	1	1	0.0.0.0/0.0.0.0	203.0.113.2	port1	10	0	 Enable							
<input type="checkbox"/>	2	2	0.0.0.0/0.0.0.0	203.0.113.10	port2	10	0	 Enable							

Exhibit B –

+ Create New Edit Delete Section Policy Lookup Collapse All Column Settings View Mode								
<input type="checkbox"/>	#	Name	From	To	Source	Destination	Schedule	Service
<input type="checkbox"/>	1	Internet_Access	port5	port1	all	all	always	ALL
<input type="checkbox"/>	▼ Implicit (2-2 / Total: 1)							
<input type="checkbox"/>	2	Implicit Deny	any	any	all	all	always	ALL

Exhibit A shows the system interface with the static routes and exhibit B shows the firewall policies on the managed FortiGate. Based on the FortiGate configuration shown in the exhibits, what issue might you encounter when creating an SD-WAN zone for port1 and port2?

- A. port1 is assigned a manual IP address.
- B. port1 is referenced in a firewall policy.
- C. port2 is referenced in a static route.
- D. port1 and port2 are not administratively down.

Answer: B

NEW QUESTION 25

Which two statements about SLA targets and SD-WAN rules are true? (Choose two.)

- A. SD-WAN rules use SLA targets to check if the preferred members meet the SLA requirements
- B. Member metrics are measured only if an SLA target is configured
- C. When configuring an SD-WAN rule you can select multiple SLA targets of the same performance SLA
- D. SLA targets are used only by SD-WAN rules that are configured with Lowest Cost (SLA) or Maximize Bandwidth (SLA) as strategy

Answer: AD

NEW QUESTION 26

Which diagnostic command can you use to show the configured SD-WAN zones and their assigned members?

- A. diagnose sys sdwan zone
- B. diagnose sys sdwan service
- C. diagnose sys sdwan member
- D. diagnose sys sdwan interface

Answer: C

NEW QUESTION 30

Which two tasks are part of using central VPN management? (Choose two.)

- A. You can configure full mesh, star, and dial-up VPN topologies.
- B. You must enable VPN zones for SD-WAN deployments.
- C. FortiManager installs VPN settings on both managed and external gateways.
- D. You configure VPN communities to define common IPsec settings shared by all VPN gateways.

Answer: AD

NEW QUESTION 34

Refer to the exhibit.


```
branch1_fgt # diagnose sys sdwan service 3

Service(3): Address Mode(IPV4) flags=0x200 use-shortcut-sla
Gen(5), TOS(0x0/0x0), Protocol(0: 1->65535), Mode(priority), link-cost-
factor(latency), link-cost-threshold(10), heath-check(VPN_PING)
Members(3):
  1: Seq_num(3 T_INET_0_0), alive, latency: 101.349, selected
  2: Seq_num(4 T_INET_1_0), alive, latency: 151.278, selected
  3: Seq_num(5 T_MPLS_0), alive, latency: 200.984, selected
Src address(1):
  10.0.1.0-10.0.1.255

Dst address(1):
  10.0.0.0-10.255.255.255

branch1_fgt (3) # show
config service
edit 3
  set name "Corp"
  set mode priority
  set dst "Corp-net"
  set src "LAN-net"
  set health-check "VPN_PING"
  set priority-members 3 4 5
next
end
```

The exhibit shows the SD-WAN rule status and configuration.

Based on the exhibit, which change in the measured latency will make T_MPLS_0 the new preferred member?

- A. When T_INET_0_0 and T_MPLS_0 have the same latency.
- B. When T_MPLS_0 has a latency of 100 ms.
- C. When T_INET_0_0 has a latency of 250 ms.
- D. When T_MPLS_0 has a latency of 80 ms.

Answer: D

NEW QUESTION 38

Refer to the exhibit.

```
config system virtual-wan-link
  set status enable
  set load-balance-mode source-ip-based
  config members
    edit 1
      set interface "port1"
      set gateway 100.64.1.254
      set source 100.64.1.1
      set cost 15
    next
    edit 2
      set interface "port2"
      set gateway 100.64.2.254
      set priority 10
    next
  end
end
```

Based on the output shown in the exhibit, which two criteria on the SD-WAN member configuration can be used to select an outgoing interface in an SD-WAN rule? (Choose two.)

- A. Set priority 10.
- B. Set cost 15.
- C. Set load-balance-mode source-ip-ip-based.
- D. Set source 100.64.1.1.

Answer: AB

NEW QUESTION 40

In a hub-and-spoke topology, what are two advantages of enabling ADVPN on the IPsec overlays? (Choose two.)

- A. It provides the benefits of a full-mesh topology in a hub-and-spoke network.
- B. It provides direct connectivity between spokes by creating shortcuts.
- C. It enables spokes to bypass the hub during shortcut negotiation.
- D. It enables spokes to establish shortcuts to third-party gateways.

Answer: AB

NEW QUESTION 42

Refer to the exhibit.

```
id=20085 trace_id=847 func=print_pkt_detail line=5428 msg="vd-root:0 received a packet(proto=6, 10.1.10.1:33920->74.125.195.93:443) from port3. flag [.] seq 2018554516, ack 4141536963, win 2238"
id=20085 trace_id=847 func=resolve_ip_tuple_fast line=5508 msg="Find an existing session, id=000008c1, original direction"
id=20085 trace_id=847 func=shaper_handler line=821 msg="exceeded shaper limit, drop"
```

Which conclusion about the packet debug flow output is correct?

- A. The original traffic exceeded the maximum packets per second of the outgoing interface, and the packet was dropped.
- B. The reply traffic exceeded the maximum bandwidth configured in the traffic shaper, and the packet was dropped.
- C. The original traffic exceeded the maximum bandwidth of the outgoing interface, and the packet was dropped.
- D. The original traffic exceeded the maximum bandwidth configured in the traffic shaper, and the packet was dropped.

Answer: D

NEW QUESTION 45

In the default SD-WAN minimum configuration, which two statements are correct when traffic matches the default implicit SD-WAN rule? (Choose two)

- A. Traffic has matched none of the FortiGate policy routes.
- B. Matched traffic failed RPF and was caught by the rule.
- C. The FIB lookup resolved interface was the SD-WAN interface.
- D. An absolute SD-WAN rule was defined and matched traffic.

Answer: AC

NEW QUESTION 48

Which two statements about SD-WAN central management are true? (Choose two.)

- A. The objects are saved in the ADOM common object database.
- B. It does not support meta fields.
- C. It uses templates to configure SD-WAN on managed devices.
- D. It supports normalized interfaces for SD-WAN member configuration.

Answer: AC

Explanation:

Normalized interfaces are not supported for SD-WAN templates. You can create multiple SD-WAN zones and add interface members to the SD-WAN zones. You must bind the interface members by name to physical interfaces or VPN interfaces.<https://docs.fortinet.com/document/fortigate/7.0.0/sd-wan-new-features/794804/new-sd-wan-template-fmg>

NEW QUESTION 49

Refer to the exhibit.

```
config system sdwan
  set fail-detect enable
  set fail-alert-interfaces "port5"
  config health-check
    edit "Level3_DNS"
      set update-cascade-interface enable
      set members 1 2
    next
    edit "HQ"
      set update-cascade-interface enable
      set members 3
    next
  end
end
```

Based on the exhibit, which action does FortiGate take?

- A. FortiGate bounces port5 after it detects all SD-WAN members as dead.
- B. FortiGate fails over to the secondary device after it detects all SD-WAN members as dead.
- C. FortiGate brings up port5 after it detects all SD-WAN members as alive.
- D. FortiGate brings down port5 after it detects all SD-WAN members as dead.

Answer: A

NEW QUESTION 53

Refer to the exhibit.

```

config router bgp
  set as 65000
  set router-id 10.1.0.1
  set ibgp-multipath enable
  set additional-path enable
  set additional-path-select 3
  config neighbor-group
    edit "Branches_INET_0"
      set interface "T_INET_0_0"
      set remote-as 65000
      set update-source "T_INET_0_0"
    next
    edit "Branches_INET_1"
      set interface "T_INET_1_0"
      set remote-as 65000
      set update-source "T_INET_1_0"
    next
    edit "Branches_MPLS"
      set interface "T_MPLS_0"
      set remote-as 65000
      set update-source "T_MPLS_0"
    next
  end
  config neighbor-range
    edit 1
      set prefix 10.201.1.0 255.255.255.0
      set neighbor-group "Branches_INET_0"
    next
    edit 2
      set prefix 10.202.1.0 255.255.255.0
      set neighbor-group "Branches_INET_1"
    next
    edit 3
      set prefix 10.203.1.0 255.255.255.0
      set neighbor-group "Branches_MPLS"
    next
  end
  ...
end

```

The exhibit shows the BGP configuration on the hub in a hub-and-spoke topology. The administrator wants BGP to advertise prefixes from spokes to other spokes over the IPsec overlays, including additional paths. However, when looking at the spoke routing table, the administrator does not see the prefixes from other spokes and the additional paths.

Based on the exhibit, which three settings must the administrator configure inside each BGP neighbor group so spokes can learn other spokes prefixes and their additional paths? (Choose three.)

- A. Set additional-path to send
- B. Enable route-reflector-client
- C. Set advertisement-interval to the number of additional paths to advertise
- D. Set adv-additional-path to the number of additional paths to advertise
- E. Enable soft-reconfiguration

Answer: ABD

NEW QUESTION 58

Exhibit A shows the firewall policy and exhibit B shows the traffic shaping policy.

Exhibit A
Exhibit B

Edit Policy

Name
Internet Access

Incoming interface
port3

Outgoing interface
virtual-wan link

Source
all

Destination
all

Schedule
always

Service
ALL

Action
ACCEPT DENY

Inspection Mode
Flow-based Proxy-based

Firewall / Network Options

NAT

IP Pool Configuration
Use Outgoing Interface Address Use Dynamic

Preserve Source Port

Protocol Options
PROT default

Exhibit A
Exhibit B

Edit Traffic Shaping Policy

Name
inbound_outbound_shaper

Status
Enabled Disabled

Comments
Write a comment... 0/255

If Traffic Matches:

Source
all

Destination
all

Schedule

Service
ALL

Application

URL Category
Streaming Media and Download

Then:

Action
Apply Shaper Assign Shaping Class ID

Outgoing interface
virtual-wan link

Shared shaper
guarantee-10mbps

The traffic shaping policy is being applied to all outbound traffic; however, inbound traffic is not being evaluated by the shaping policy. Based on the exhibits, what configuration change must be made in which policy so that traffic shaping can be applied to inbound traffic?

- Create a new firewall policy, and then select the SD-WAN zone as Incoming Interface.
- In the traffic shaping policy, select Assign Shaping Class ID as Action.
- In the firewall policy, select Proxy-based as Inspection Mode.
- In the traffic shaping policy, enable Reverse shaper, and then select the traffic shaper to use.

Answer: D

NEW QUESTION 62

Which two interfaces are considered overlay links? (Choose two.)

- A. LAG
- B. IPsec
- C. Physical
- D. GRE

Answer: BD

NEW QUESTION 64

Which are three key routing principles in SD-WAN? (Choose three.)

- A. FortiGate performs route lookups for new sessions only.
- B. Regular policy routes have precedence over SD-WAN rules.
- C. SD-WAN rules have precedence over ISDB routes.
- D. By default, SD-WAN members are skipped if they do not have a valid route to the destination.
- E. By default, SD-WAN rules are skipped if the best route to the destination is not an SD-WAN member.

Answer: BDE

Explanation:

Study Guide 7.2, pages 125, 129, 151

NEW QUESTION 66

Refer to the exhibit.

```
ike 0:T_INET_0_0:214: received informational request
ike 0:T_INET_0_0:214: processing notify type SHORTCUT_QUERY
ike 0:T_INET_0_0: recv shortcut-query 9065761962601467474
07409008f7fbd17e/0000000000000000 192.2.0.1 10.0.1.101->10.0.2.101 psk 64 ppk 0 ttl 32
nat 0 ver 2 mode 0
ike 0:T_INET_0: iif 20 10.0.1.101->10.0.2.101 route lookup oif 20 T_INET_0 gwy
10.201.1.1
ike 0:T_INET_0_1: forward shortcut-query 9065761962601467474
07409008f7fbd17e/0000000000000000 192.2.0.1 10.0.1.101->10.0.2.101 psk 64 ppk 0 ttl 31
ver 2 mode 0, ext-mapping 192.2.0.1:500
```

Which statement about the role of the ADVPN device in handling traffic is true?

- A. This is a spoke that has received a query from a remote hub and has forwarded the response to its hub.
- B. Two hubs, 10.0.1.101 and 10.0.2.101, are receiving and forwarding queries between each other.
- C. This is a hub that has received a query from a spoke and has forwarded it to another spoke.
- D. Two spokes, 192.2.0.1 and 10.0.2.101, forward their queries to their hubs.

Answer: C

NEW QUESTION 69

Which two statements reflect the benefits of implementing the ADVPN solution to replace conventional VPN topologies? (Choose two.)

- A. It creates redundant tunnels between hub-and-spokes, in case failure takes place on the primary links.
- B. It dynamically assigns cost and weight between the hub and the spokes, based on the physical distance.
- C. It ensures that spoke-to-spoke traffic no longer needs to flow through the tunnels through the hub.
- D. It provides direct connectivity between all sites by creating on-demand tunnels between spokes.

Answer: CD

NEW QUESTION 72

.....

Relate Links

100% Pass Your NSE7_SDW-7.2 Exam with ExamBible Prep Materials

https://www.exambible.com/NSE7_SDW-7.2-exam/

Contact us

We are proud of our high-quality customer service, which serves you around the clock 24/7.

Viste - <https://www.exambible.com/>