

Cisco

Exam Questions 300-715

Implementing and Configuring Cisco Identity Services Engine (SISE)



NEW QUESTION 1

An engineer is migrating users from MAB to 802.1X on the network. This must be done during normal business hours with minimal impact to users. Which CoA method should be used?

- A. Port Bounce
- B. Port Shutdown
- C. Session Termination
- D. Session Reauthentication

Answer: D

NEW QUESTION 2

Select and Place

Administration	provides advanced troubleshooting tools that can be used to effectively manage the network and resources
Policy Service	shares context sensitive information from Cisco ISE to subscenes
Monitoring	manages all system-related configuration and configurations that relate to functionality such as authentication, automation, and auditing
pxGrid	provides network access, posture, guest access, client provisioning and profiling services, and evaluates the policies to make all decisions

- A. Mastered
- B. Not Mastered

Answer: A

Explanation:

Administration	Monitoring
Policy Service	pxGrid
Monitoring	Administration
pxGrid	Policy Service

NEW QUESTION 3

What does a fully distributed Cisco ISE deployment include?

- A. PAN and PSN on the same node while MnTs are on their own dedicated nodes.
- B. PAN and MnT on the same node while PSNs are on their own dedicated nodes.
- C. All Cisco ISE personas on their own dedicated nodes.
- D. All Cisco ISE personas are sharing the same node.

Answer: A

Explanation:

https://www.cisco.com/c/en/us/td/docs/security/ise/2-4/admin_guide/b_ISE_admin_guide_24/m_setup_cisco_is

NEW QUESTION 4

Refer to the exhibit.

```
Switch(config)# gigabitEthernet 1/0/2

Switch(config)# authentication port-control auto

Switch(config)# authentication host-mode multi-auth
```

In which scenario does this switch configuration apply?

- A. when allowing a hub with multiple clients connected
- B. when passing IP phone authentication
- C. when allowing multiple IP phones to be connected
- D. when preventing users with hypervisor

Answer: A

Explanation:

[https://www.linkedin.com/pulse/mac-authentication-bypass-priyanka-kumari#:~:text=Multi%2Dauthentication%](https://www.linkedin.com/pulse/mac-authentication-bypass-priyanka-kumari#:~:text=Multi%2Dauthentication%2D)

NEW QUESTION 5

A network engineer is configuring a network device that needs to filter traffic based on security group tags using a security policy on a routed into this task?

- A. cts authorization list
- B. cts role-based enforcement
- C. cts cache enable
- D. cts role-based policy priority-static

Answer: B

NEW QUESTION 6

Which configuration is required in the Cisco ISE authentication policy to allow Central Web Authentication?

- A. MAB and if user not found, continue
- B. MAB and if authentication failed, continue
- C. Dot1x and if user not found, continue
- D. Dot1x and if authentication failed, continue

Answer: A

NEW QUESTION 7

Which RADIUS attribute is used to dynamically assign the Inactivity active timer for MAB users from the Cisco ISE node?

- A. session timeout
- B. idle timeout
- C. radius-server timeout
- D. termination-action

Answer: B

Explanation:

When the inactivity timer is enabled, the switch monitors the activity from authenticated endpoints. When the inactivity timer expires, the switch removes the authenticated session. The inactivity timer for MAB can be statically configured on the switch port, or it can be dynamically assigned using the RADIUS Idle-Timeout attribute

NEW QUESTION 8

An engineer is configuring web authentication using non-standard ports and needs the switch to redirect traffic to the correct port. Which command should be used to accomplish this task?

- A. permit tcp any any eq <port number>
- B. aaa group server radius proxy
- C. ip http port <port number>
- D. aaa group server radius

Answer: C

NEW QUESTION 9

A network engineer has been tasked with enabling a switch to support standard web authentication for Cisco ISE. This must include the ability to provision for URL redirection on authentication Which two commands must be entered to meet this requirement? (Choose two)

- A. Ip http secure-authentication
- B. Ip http server
- C. Ip http redirection
- D. Ip http secure-server
- E. Ip http authentication

Answer: BD

Explanation:

https://www.cisco.com/en/US/docs/switches/lan/catalyst3850/software/release/3.2_0_se/multibook/configuratio

NEW QUESTION 10

An engineer is testing Cisco ISE policies in a lab environment with no support for a deployment server. In order to push supplicant profiles to the workstations for testing, firewall ports will need to be opened. From which Cisco ISE persona should this traffic be originating?

- A. monitoring
- B. policy service
- C. administration
- D. authentication

Answer: B

NEW QUESTION 10

Which protocol must be allowed for a BYOD device to access the BYOD portal?

- A. HTTP
- B. SMTP
- C. HTTPS
- D. SSH

Answer: C

NEW QUESTION 14

An administrator enables the profiling service for Cisco ISE to use for authorization policies while in closed mode. When the endpoints connect, they receive limited access so that the profiling probes can gather information and Cisco ISE can assign the correct profiles. They are using the default values within Cisco ISE. but the devices do not change their access due to the new profile. What is the problem'?

- A. In closed mode, profiling does not work unless CDP is enabled.
- B. The profiling probes are not able to collect enough information to change the device profile
- C. The profiler feed is not downloading new information so the profiler is inactive
- D. The default profiler configuration is set to No CoA for the reauthentication setting

Answer: D

NEW QUESTION 19

An engineer is working with a distributed deployment of Cisco ISE and needs to configure various network probes to collect a set of attributes from the used to accomplish this task?

- A. policy service
- B. monitoring
- C. pxGrid
- D. primary policy administrator

Answer: B

NEW QUESTION 23

Which two default endpoint identity groups does Cisco ISE create? (Choose two)

- A. block list
- B. endpoint
- C. profiled
- D. allow list
- E. unknown

Answer: CE

Explanation:

https://www.cisco.com/c/en/us/td/docs/security/ise/2-1/admin_guide/b_ise_admin_guide_21/b_ise_admin_guide

Default Endpoint Identity Groups Created for Endpoints Cisco ISE creates the following five endpoint identity groups by default: Blacklist, GuestEndpoints, Profiled, RegisteredDevices, and Unknown. In addition, it creates two more identity groups, such as Cisco-IP-Phone and Workstation, which are associated to the Profiled (parent) identity group. A parent group is the default identity group that exists in the system.

Cisco ISE creates the following endpoint identity groups:

- Blacklist—This endpoint identity group includes endpoints that are statically assigned to this group in Cisco ISE and endpoints that are block listed in the device registration portal. An authorization profile can be defined in Cisco ISE to permit, or deny network access to endpoints in this group.
- GuestEndpoints—This endpoint identity group includes endpoints that are used by guest users.
- Profiled—This endpoint identity group includes endpoints that match endpoint profiling policies except Cisco IP phones and workstations in Cisco ISE.
- RegisteredDevices—This endpoint identity group includes endpoints, which are registered devices that are added by an employee through the devices registration portal. The profiling service continues to profile these devices normally when they are assigned to this group. Endpoints are statically assigned to this group in Cisco ISE, and the profiling service cannot reassign them to any other identity group. These devices will appear like any other endpoint in the endpoints list. You can edit, delete, and block these devices that you added through the device registration portal from the endpoints list in the Endpoints page in Cisco ISE. Devices that you have blocked in the device registration portal are assigned to the Blacklist endpoint identity group, and an authorization profile that exists in Cisco ISE redirects blocked devices to a URL, which displays “Unauthorised Network Access”, a default portal page to the blocked devices.
- Unknown—This endpoint identity group includes endpoints that do not match any profile in Cisco ISE. In addition to the above system created endpoint identity groups, Cisco ISE creates the following endpoint

identity groups, which are associated to the Profiled identity group:

- Cisco-IP-Phone—An identity group that contains all the profiled Cisco IP phones on your network.
- Workstation—An identity group that contains all the profiled workstations on your network.

NEW QUESTION 26

A network engineer needs to ensure that the access credentials are not exposed during the 802.1x authentication among components. Which two protocols should complete this task?

- A. PEAP
- B. EAP-MD5
- C. LEAP
- D. EAP-TLS
- E. EAP-TTLS

Answer: BD

NEW QUESTION 30

Which Cisco ISE service allows an engineer to check the compliance of endpoints before connecting to the network?

- A. personas
- B. qualys
- C. nexpose
- D. posture

Answer: D

Explanation:

https://www.cisco.com/c/en/us/td/docs/security/ise/2-1/admin_guide/b_ise_admin_guide_21/b_ise_admin_guide Posture is a service in Cisco Identity Services Engine (Cisco ISE) that allows you to check the state, also known as posture, of all the endpoints that are connecting to a network for compliance with corporate security policies. This allows you to control clients to access protected areas of a network.

NEW QUESTION 33

Users in an organization report issues about having to remember multiple usernames and passwords. The network administrator wants the existing Cisco ISE deployment to utilize an external identity source to alleviate this issue. Which two requirements must be met to implement this change? (Choose two.)

- A. Enable IPC access over port 80.
- B. Ensure that the NAT address is properly configured
- C. Establish access to one Global Catalog server.
- D. Provide domain administrator access to Active Directory.
- E. Configure a secure LDAP connection.

Answer: CD

NEW QUESTION 37

An engineer is configuring Cisco ISE for guest services They would like to have any unregistered guests redirected to the guest portal for authentication then have a CoA provide them with full access to the network that is segmented via firewalls Why is the given configuration failing to accomplish this goal?

- A. The Guest Flow condition is not in the line that gives access to the quest portal
- B. The Network_Access_Authentication_Passed condition will not work with guest services for portal access.
- C. The Permit Access result is not set to restricted access in its policy line
- D. The Guest Portal and Guest Access policy lines are in the wrong order

Answer: D

NEW QUESTION 41

A network administrator must configura endpoints using an 802 1X authentication method with EAP identity certificates that are provided by the Cisco ISE When the endpoint presents the identity certificate to Cisco ISE to validate the certificate, endpoints must be authorized to connect to the network Which EAP type must be configured by the network administrator to complete this task?

- A. EAP-PEAP-MSCHAPv2
- B. EAP-TTLS
- C. EAP-FAST
- D. EAP-TLS

Answer: D

Explanation:

<https://docs.microsoft.com/en-us/troubleshoot/windows-server/networking/certificate-requirements-eap-tls-peap> about EAP FAST
<https://www.cisco.com/c/en/us/support/docs/wireless-mobility/eap-fast/200322-Understanding-EAP-FAST-and->

NEW QUESTION 45

An engineer is creating a new authorization policy to give the endpoints access to VLAN 310 upon successful authentication The administrator tests the 802.1X authentication for the endpoint and sees that it is authenticating successfully What must be done to ensure that the endpoint is placed into the correct VLAN?

- A. Configure the switchport access vlan 310 command on the switch port
- B. Ensure that the security group is not preventing the endpoint from being in VLAN 310

- C. Add VLAN 310 in the common tasks of the authorization profile
- D. Ensure that the endpoint is using The correct policy set

Answer: C

NEW QUESTION 46

What does the dot1x system-auth-control command do?

- A. causes a network access switch not to track 802.1x sessions
- B. globally enables 802.1x
- C. enables 802.1x on a network access device interface
- D. causes a network access switch to track 802.1x sessions

Answer: B

Explanation:

<https://www.cisco.com/c/en/us/td/docs/switches/lan/catalyst4500/XE3-8-0E/15-24E/configuration/guide/xe-380>

NEW QUESTION 47

Which two probes must be enabled for the ARP cache to function in the Cisco ISE profile service so that a user can reliably bind the IP address and MAC addresses of endpoints? (Choose two.)

- A. NetFlow
- B. SNMP
- C. HTTP
- D. DHCP
- E. RADIUS

Answer: DE

Explanation:

Cisco ISE implements an ARP cache in the profiling service, so that you can reliably map the IP addresses and the MAC addresses of endpoints. For the ARP cache to function, you must enable either the DHCP probe or the RADIUS probe. The DHCP and RADIUS probes carry the IP addresses and the MAC addresses of endpoints in the payload data. The dhcp-requested address attribute in the DHCP probe and the Framed-IP-address attribute in the RADIUS probe carry the IP addresses of endpoints, along with their MAC addresses, which can be mapped and stored in the ARP cache.

https://www.cisco.com/c/en/us/td/docs/security/ise/2-1/admin_guide/b_ise_admin_guide_21/b_ise_admin_guide

NEW QUESTION 48

Which two values are compared by the binary comparison (unction in authentication that is based on Active Directory?

- A. subject alternative name and the common name
- B. MS-CHAPv2 provided machine credentials and credentials stored in Active Directory
- C. user-presented password hash and a hash stored in Active Directory
- D. user-presented certificate and a certificate stored in Active Directory

Answer: A

Explanation:

Basic certificate checking does not require an identity source. If you want binary comparison checking for the certificates, you must select an identity source. If you select Active Directory as an identity source, subject and common name and subject alternative name (all values) can be used to look up a user.

https://www.cisco.com/c/en/us/td/docs/security/ise/1-3/admin_guide/b_ise_admin_guide_13/b_ise_admin_guide_sample_chapter_01110.html

NEW QUESTION 52

An administrator is adding network devices for a new medical building into Cisco ISE. These devices must be in a network device group that is identifying them as "Medical Switch" so that the policies can be made separately for the endpoints connecting through them. Which configuration item must be changed in the network device within Cisco ISE to accomplish this goal?

- A. Change the device type to Medical Switch.
- B. Change the device profile to Medical Switch.
- C. Change the model name to Medical Switch.
- D. Change the device location to Medical Switch.

Answer: A

NEW QUESTION 54

When setting up profiling in an environment using Cisco ISE for network access control, an organization must use non-proprietary protocols for collecting the information at layer 2. Which two probes will provide this information without forwarding SPAN packets to Cisco ISE? (Choose two.)

- A. DHCP SPAN probe
- B. SNMP query probe
- C. NetFlow probe
- D. RADIUS probe
- E. DNS probe

Answer: BD

Explanation:

<https://ciscocustomer.lookbookhq.com/iseguidedjourney/ISE-profiling-design>

NEW QUESTION 55

Which RADIUS attribute is used to dynamically assign the inactivity active timer for MAB users from the Cisco ISE node'?

- A. radius-server timeout
- B. session-timeout
- C. idle-timeout
- D. termination-action

Answer: C

NEW QUESTION 60

An engineer needs to configure a compliance policy on Cisco ISE to ensure that the latest encryption software is running on the C drive of all endpoints. Drag and drop the configuration steps from the left into the sequence on the right to accomplish this task.

Answer Area

select Posture and Disk Encryption Condition	step 1
access the Disk Encryption Condition window	step 2
select the Encryption settings	step 3
access Policy Elements and Conditions	step 4

- A. Mastered
- B. Not Mastered

Answer: A

Explanation:

Diagram Description automatically generated

NEW QUESTION 65

An engineer needs to configure a Cisco ISE server to issue a CoA for endpoints already authenticated to access the network. The CoA option must be enforced on a session, even if there are multiple active sessions on a port. What must be configured to accomplish this task?

- A. the Reauth CoA option in the Cisco ISE system profiling settings enabled
- B. an endpoint profiling policy with the No CoA option enabled
- C. an endpoint profiling policy with the Port Bounce CoA option enabled
- D. the Port Bounce CoA option in the Cisco ISE system profiling settings enabled

Answer: A

NEW QUESTION 66

An engineer is implementing network access control using Cisco ISE and needs to separate the traffic based on the network device ID and use the IOS device sensor capability. Which probe must be used to accomplish this task?

- A. HTTP probe
- B. NetFlow probe
- C. network scan probe
- D. RADIUS probe

Answer: D

Explanation:

<https://www.cisco.com/c/en/us/support/docs/security/identity-services-engine/200292-Configure-Device-Sensor> <http://www.network-node.com/blog/2016/1/2/ise-20-profiling>

NEW QUESTION 71

An engineer needs to configure a new certificate template in the Cisco ISE Internal Certificate Authority to prevent BYOD devices from needing to re-enroll when their MAC address changes. Which option must be selected in the Subject Alternative Name field?

- A. Common Name and GUID

- B. MAC Address and GUID
- C. Distinguished Name
- D. Common Name

Answer: B

Explanation:

The engineer needs to select the option of MAC Address and GUID in the Subject Alternative Name field when configuring a new certificate template in the Cisco ISE Internal Certificate Authority to prevent BYOD devices from needing to re-enroll when their MAC address changes.

NEW QUESTION 72

There are several devices on a network that are considered critical and need to be placed into the ISE database and a policy used for them. The organization does not want to use profiling. What must be done to accomplish this goal?

- A. Enter the MAC address in the correct Endpoint Identity Group.
- B. Enter the MAC address in the correct Logical Profile.
- C. Enter the IP address in the correct Logical Profile.
- D. Enter the IP address in the correct Endpoint Identity Group.

Answer: A

NEW QUESTION 75

An engineer tests Cisco ISE posture services on the network and must configure the compliance module to automatically download and install on endpoints Which action accomplishes this task for VPN users?

- A. Create a Cisco AnyConnect configuration and Client Provisioning policy within Cisco ISE.
- B. Configure the compliance module to be downloaded from within the posture policy.
- C. Push the compliance module from Cisco FTD prior to attempting posture.
- D. Use a compound posture condition to check for the compliance module and download if needed.

Answer: A

NEW QUESTION 77

Which type of identity store allows for creating single-use access credentials in Cisco ISE?

- A. OpenLDAP
- B. Local
- C. PKI
- D. RSA SecurID

Answer: D

NEW QUESTION 78

An administrator is configuring a Cisco WLC for web authentication Which two client profiling methods are enabled by default if the Apply Cisco ISE Default Settings check box has been selected'? (Choose two.)

- A. CDP
- B. DHCP
- C. HTTP
- D. SNMP
- E. LLDP

Answer: AE

NEW QUESTION 80

If a user reports a device lost or stolen, which portal should be used to prevent the device from accessing the network while still providing information about why the device is blocked?

- A. Client Provisioning
- B. Guest
- C. BYOD
- D. Blacklist

Answer: D

Explanation:

https://www.cisco.com/c/en/us/td/docs/solutions/Enterprise/Borderless_Networks/Unified_Access/BYOD_Desi The Blacklist identity group is system generated and maintained by ISE to prevent access to lost or stolen devices. In this design guide, two authorization profiles are used to enforce the permissions for wireless and wired devices within the Blacklist:

- Blackhole WiFi Access
- Blackhole Wired Access

NEW QUESTION 84

An organization is implementing Cisco ISE posture services and must ensure that a host-based firewall is in place on every Windows and Mac computer that attempts to access the network They have multiple vendors' firewall applications for their devices, so the engineers creating the policies are unable to use a specific application check in order to validate the posture for this What should be done to enable this type of posture check?

- A. Use the file registry condition to ensure that the firewal is installed and running appropriately.
- B. Use a compound condition to look for the Windows or Mac native firewall applications.
- C. Enable the default rewall condition to check for any vendor rewall application.
- D. Enable the default application condition to identify the applications installed and validade the rewall app.

Answer: C

Explanation:

https://www.youtube.com/watch?v=6Kj8P8Hn7dY&t=109s&ab_channel=CiscoISE-IdentityServicesEngine

NEW QUESTION 86

Which portal is used to customize the settings for a user to log in and download the compliance module?

- A. Client Profiling
- B. Client Endpoint
- C. Client Provisioning
- D. Client Guest

Answer: C

NEW QUESTION 88

Which profiling probe collects the user-agent string?

- A. DHCP
- B. AD
- C. HTTP
- D. NMAP

Answer: C

NEW QUESTION 91

What are two differences between the RADIUS and TACACS+ protocols'? (Choose two.)

- A. RADIUS is a Cisco proprietary protocol, whereas TACACS+ is an open standard protocol
- B. TACACS+uses TCP port 49. whereas RADIUS uses UDP ports 1812 and 1813.
- C. RADIUS offers multiprotocol support, whereas TACACS+ does not
- D. RADIUS combines authentication and authorization, whereas TACACS+ does not
- E. RADIUS enables encryption of all the packets, whereas with TACACS+. only the password is encrypted.

Answer: BD

NEW QUESTION 94

A network administrator is currently using Cisco ISE to authenticate devices and users via 802 1X There is now a need to also authorize devices and users using EAP-TLS. Which two additional components must be configured in Cisco ISE to accomplish this'? (Choose two.)

- A. Network Device Group
- B. Serial Number attribute that maps to a CA Server
- C. Common Name attribute that maps to an identity store
- D. Certificate Authentication Profile
- E. EAP Authorization Profile

Answer: CD

NEW QUESTION 98

An engineer is configuring 802.1X and is testing out their policy sets. After authentication, some endpoints are given an access-reject message but are still allowed onto the network. What is causing this issue to occur?

- A. The switch port is configured with authentication event server dead action authorize vlan.
- B. The authorization results for the endpoints include a dACL allowing access.
- C. The authorization results for the endpoints include the Trusted security group tag.
- D. The switch port is configured with authentication open.

Answer: D

NEW QUESTION 103

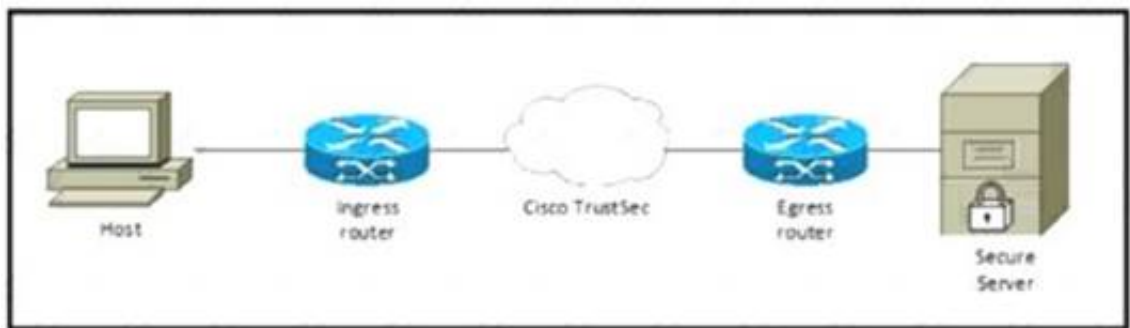
An organization is migrating its current guest network to Cisco ISE and has 1000 guest users in the current database There are no resources to enter this information into the Cisco ISE database manually. What must be done to accomplish this task efficiently?

- A. Use a CSV file to import the guest accounts
- B. Use SOL to link me existing database to Ctsco ISE
- C. Use a JSON fie to automate the migration of guest accounts
- D. Use an XML file to change the existing format to match that of Cisco ISE

Answer: A

NEW QUESTION 108

Refer to the exhibit



Which component must be configured to apply the SGACL?

- A. egress router
- B. host
- C. secure server
- D. ingress router

Answer: A

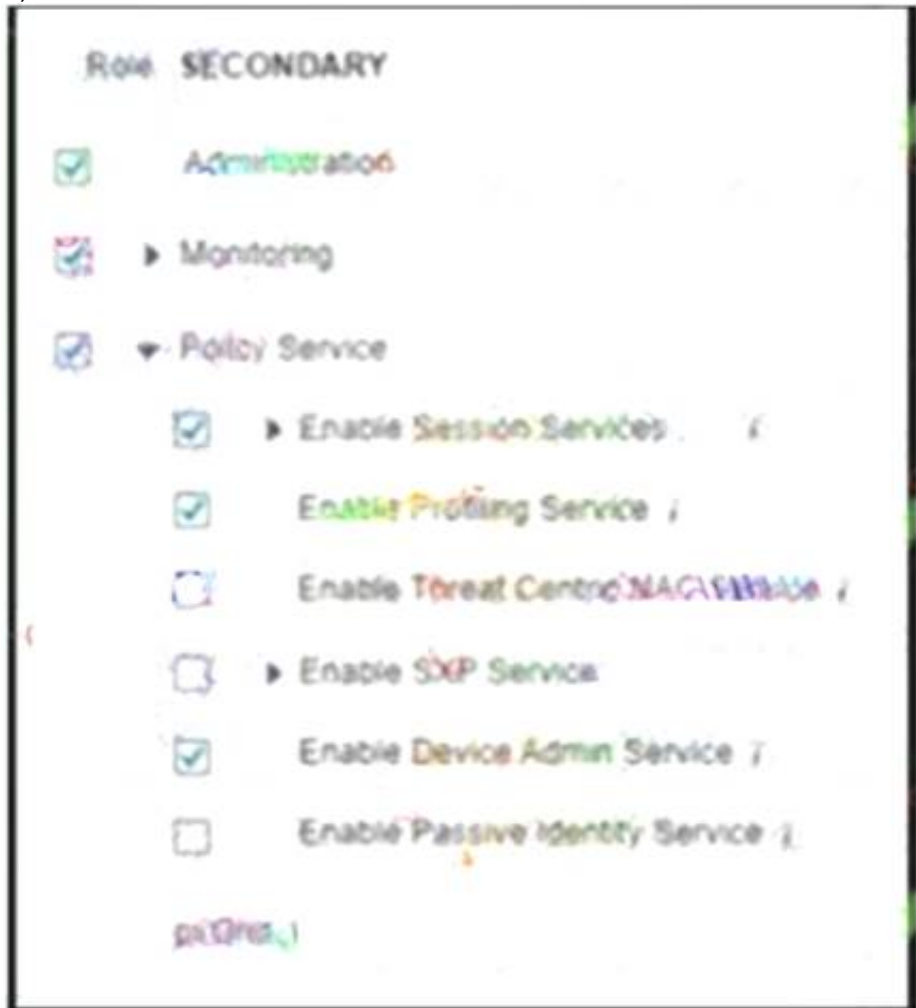
Explanation:

https://www.cisco.com/c/en/us/td/docs/switches/lan/trustsec/configuration/guide/trustsec/arch_over.html#52796

NEW QUESTION 109

An engineer builds a five-node distributed Cisco ISE deployment. The first two deployed nodes are responsible for the primary and secondary administration and monitoring personas. Which persona configuration is necessary to have the remaining three Cisco ISE nodes serve as dedicated nodes in the Cisco ISE cube that is responsible only for handling the RADIUS and TACACS+ authentication requests, identity lookups, and policy evaluation?

A)



B)

Role: **SECURITY**

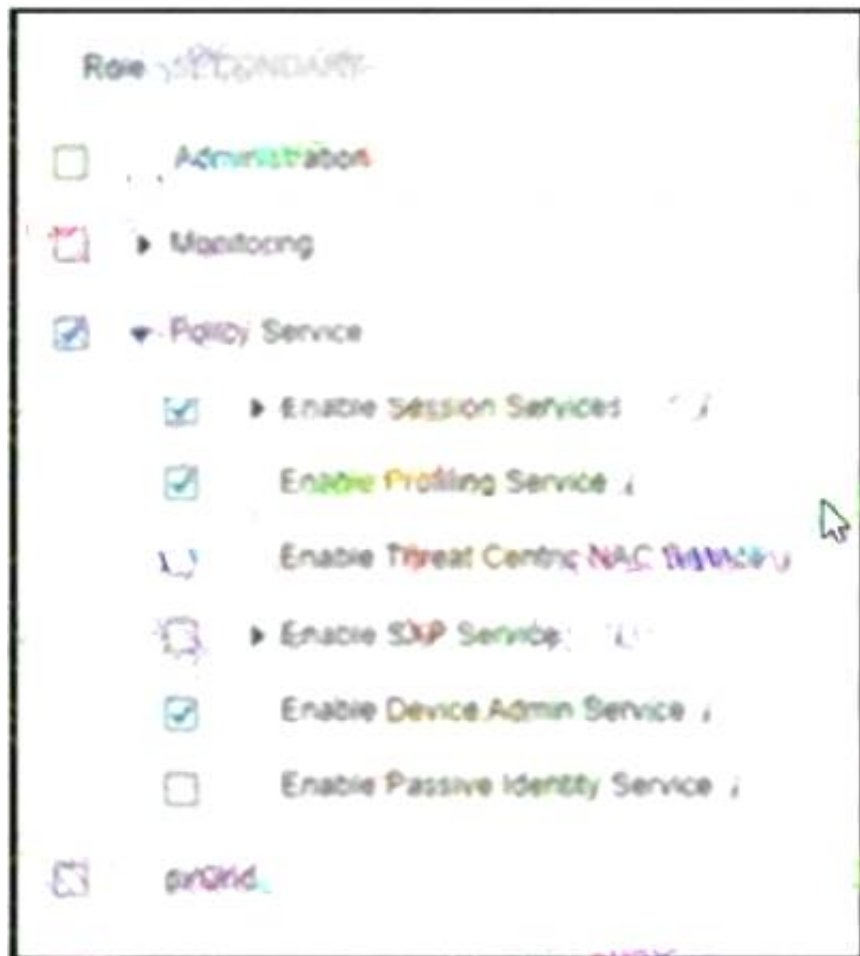
- ☐ Administration
- ☒ Monitoring
- ☒ Policy Service
 - ☒ Enable Session Services
 - ☒ Enable Profiling Service
 - ☐ Enable Threat Center Service
 - ☐ Enable SXP Service
 - ☒ Enable Device Admin Service
 - ☐ Enable Passive Identity Service
- ☐ End

C)

Role: **SECURITY**

- ☐ Administration
- ☐ Monitoring
- ☒ Policy Service
 - ☒ Enable Session Services
 - ☒ Enable Profiling Service
 - ☐ Enable Threat Center Service
 - ☐ Enable SXP Service
 - ☐ Enable Device Admin Service
 - ☐ Enable Passive Identity Service
- ☐ End

D)



- A. Option A
- B. Option B
- C. Option C
- D. Option D

Answer: D

NEW QUESTION 112

An organization is adding new profiling probes to the system to improve profiling on Oseo ISE. The probes must support a common network management protocol to receive information about the endpoints and the ports to which they are connected. What must be configured on the network device to accomplish this goal?

- A. ARP
- B. SNMP
- C. WCCP
- D. ICMP

Answer: B

Explanation:

<https://community.cisco.com/t5/security-documents/ise-profiling-design-guide/ta-p/3739456#toc-hId-79034313>

NEW QUESTION 116

Which two actions must be verified to confirm that the internet is accessible via guest access when configuring a guest portal? (Choose two.)

- A. The guest device successfully associates with the correct SSID.
- B. The guest user gets redirected to the authentication page when opening a browser.
- C. The guest device has internal network access on the WLAN.
- D. The guest device can connect to network file shares.
- E. Cisco ISE sends a CoA upon successful guest authentication.

Answer: BE

NEW QUESTION 119

What sends the redirect ACL that is configured in the authorization profile back to the Cisco WLC?

- A. Cisco-av-pair
- B. Class attribute
- C. Event
- D. State attribute

Answer: A

NEW QUESTION 123

Which two events trigger a CoA for an endpoint when CoA is enabled globally for ReAuth? (Choose two.)

- A. endpoint marked as lost in My Devices Portal
- B. addition of endpoint to My Devices Portal
- C. endpoint profile transition from Apple-Device to Apple-iPhone
- D. endpoint profile transition from Unknown to Windows 10-Workstation

E. updating of endpoint dACL.

Answer: CD

NEW QUESTION 128

Which two authentication protocols are supported by RADIUS but not by TACACS+? (Choose two.)

- A. MSCHAPv1
- B. PAP
- C. EAP
- D. CHAP
- E. MSCHAPV2

Answer: CE

NEW QUESTION 132

An engineer must configure Cisco ISE to provide internet access for guests in which guests are required to enter a code to gain network access. Which action accomplishes the goal?

- A. Configure the hotspot portal for guest access and require an access code.
- B. Configure the sponsor portal with a single account and use the access code as the password.
- C. Configure the self-registered guest portal to allow guests to create a personal access code.
- D. Create a BYOD policy that bypasses the authentication of the user and authorizes access codes.

Answer: A

NEW QUESTION 135

A new employee just connected their workstation to a Cisco IP phone. The network administrator wants to ensure that the Cisco IP phone remains online when the user disconnects their Workstation from the corporate network Which CoA configuration meets this requirement?

- A. Port Bounce
- B. Reauth
- C. NoCoA
- D. Disconnect

Answer: C

Explanation:

<https://ciscocustomer.lookbookhq.com/iseguidedjourney/ISE-profiling-design>

NEW QUESTION 137

Which command displays all 802 1X/MAB sessions that are active on the switch ports of a Cisco Catalyst switch?

- A. show authentication sessions output
- B. Show authentication sessions
- C. show authentication sessions interface Gi 1/0/x
- D. show authentication sessions interface Gi1/0/x output

Answer: B

NEW QUESTION 138

Refer to the exhibit.

Which two configurations are needed on a catalyst switch for it to be added as a network access device in a Cisco ISE that is being used for 802 1X authentications? (Choose two)

- ☐ radius server ISE1
address ipv4 192.168.255.17 auth-port 1645 acct-port 1646
key 7 0607542D5F4A0213034C1E0A1F0F2E2122733F3429000D12055A5A52
- ☐ tacacs server ISE1
address ipv4 192.168.255.15 auth-port 1645 acct-port 1646
key 7 0607542D5F4A0213034C1E0A1F0F2E2122733F3429000D12055A5A52
- ☐ radius server ISE1
address ipv4 192.168.255.19 auth-port 1645 acct-port 1646
key 7 0607542D5F4A0213034C1E0A1F0F2E2122733F3429000D12055A5A52
- ☐ radius server ISE1
address ipv4 192.168.255.16 auth-port 1645 acct-port 1646
key 7 0607542D5F4A0213034C1E0A1F0F2E2122733F3429000D12055A5A52
- ☐ tacacs server ISE1
address ipv4 192.168.255.18 auth-port 1645 acct-port 1646
key 7 0607542D5F4A0213034C1E0A1F0F2E2122733F3429000D12055A5A52

- A. Option A
B. Option B
C. Option C
D. Option D
E. Option E

Answer: AC

NEW QUESTION 143

An administrator wants to configure network device administration and is trying to decide whether to use TACACS* or RADIUS. A reliable protocol must be used that can check command authorization Which protocol meets these requirements and why?

- A. TACACS+ because it runs over TCP
B. RADIUS because it runs over UDP
C. RADIUS because it runs over TCP.
D. TACACS+ because it runs over UDP

Answer: A

NEW QUESTION 148

The IT manager wants to provide different levels of access to network devices when users authenticate using TACACS+. The company needs specific commands to be allowed based on the Active Directory group membership of the different roles within the IT department. The solution must minimize the number of objects created in Cisco ISE. What must be created to accomplish this task?

- A. one shell profile and one command set
B. multiple shell profiles and one command set
C. one shell profile and multiple command sets
D. multiple shell profiles and multiple command sets

Answer: C

NEW QUESTION 150

In a standalone Cisco ISE deployment, which two personas are configured on a node? (Choose two)

- A. publisher
B. administration
C. primary
D. policy service
E. subscriber

Answer: BD

Explanation:

https://www.cisco.com/c/en/us/td/docs/security/ise/2-0/admin_guide/b_ise_admin_guide_20/b_ise_admin_guide

NEW QUESTION 152

What is needed to configure wireless guest access on the network?

- A. endpoint already profiled in ISE
B. WEBAUTH ACL for redirection
C. valid user account in Active Directory
D. Captive Portal Bypass turned on

Answer: D

NEW QUESTION 155

What is the purpose of the ip http server command on a switch?

- A. It enables the https server for users for web authentication
- B. It enables MAB authentication on the switch
- C. It enables the switch to redirect users for web authentication.
- D. It enables dot1x authentication on the switch.

Answer: C

NEW QUESTION 159

A network security engineer needs to configure 802.1X port authentication to allow a single host to be authenticated for data and another single host to be authenticated for voice. Which command should the engineer run on the interface to accomplish this goal?

- A. authentication host-mode single-host
- B. authentication host-mode multi-auth
- C. authentication host-mode multi-host
- D. authentication host-mode multi-domain

Answer: D

NEW QUESTION 161

Which are two characteristics of TACACS+? (Choose two)

- A. It uses TCP port 49.
- B. It combines authorization and authentication functions.
- C. It separates authorization and authentication functions.
- D. It encrypts the password only.
- E. It uses UDP port 49.

Answer: AC

NEW QUESTION 162

A network administrator is configuring authorization policies on Cisco ISE. There is a requirement to use AD group assignments to control access to network resources. After a recent power failure and Cisco ISE rebooting itself, the AD group assignments no longer work. What is the cause of this issue?

- A. The AD join point is no longer connected.
- B. The AD DNS response is slow.
- C. The certificate checks are not being conducted.
- D. The network devices ports are shut down.

Answer: A

Explanation:

https://www.cisco.com/c/en/us/td/docs/security/ise/2-3/ise_active_directory_integration/b_ISE_AD_integration_

NEW QUESTION 164

A Cisco ISE administrator needs to ensure that guest endpoint registrations are only valid for one day. When testing the guest policy flow, the administrator sees that the Cisco ISE does not delete the endpoint in the Guest Endpoints identity store after one day and allows access to the guest network after that period. Which configuration is causing this problem?

- A. The Endpoint Purge Policy is set to 30 days for guest devices
- B. The RADIUS policy set for guest access is set to allow repeated authentication of the same device
- C. The length of access is set to 7 days in the Guest Portal Settings
- D. The Guest Account Purge Policy is set to 15 days

Answer: A

Explanation:

https://www.cisco.com/c/en/us/td/docs/security/ise/1-3/admin_guide/b_ise_admin_guide_13/b_ise_admin_guide

NEW QUESTION 166

Which advanced option within a WLAN must be enabled to trigger Central Web Authentication for Wireless users on AireOS controller?

- A. DHCP server
- B. static IP tunneling
- C. override Interface ACL
- D. AAA override

Answer: D

NEW QUESTION 167

An engineer has been tasked with standing up a new guest portal for customers that are waiting in the lobby. There is a requirement to allow guests to use their

social media logins to access the guest network to appeal to more customers What must be done to accomplish this task?

- A. Create a sponsor portal to allow guests to create accounts using their social media logins.
- B. Create a sponsored guest portal and enable social media in the external identity sources.
- C. Create a self-registered guest portal and enable the feature for social media logins
- D. Create a hotspot portal and enable social media login for network access

Answer: C

NEW QUESTION 171

What is the maximum number of PSN nodes supported in a medium-sized deployment?

- A. three
- B. five
- C. two
- D. eight

Answer: B

NEW QUESTION 176

An engineer is configuring TACACS+ within Cisco ISE for use with a non-Cisco network device. They need to send special attributes in the Access-Accept response to ensure that the users are given the appropriate access. What must be configured to accomplish this'?

- A. dACLs to enforce the various access policies for the users
- B. custom access conditions for defining the different roles
- C. shell profiles with custom attributes that define the various roles
- D. TACACS+ command sets to provide appropriate access

Answer: C

NEW QUESTION 180

An organization wants to implement 802.1X and is debating whether to use PEAP-MSCHAPv2 or PEAP-EAP-TLS for authentication. Drag the characteristics on the left to the corresponding protocol on the right.

uses username and password for authentication

uses certificates for authentication

changes credentials through the admin portal

supports fragmentation after the tunnel is established

uses the X.509 format

supports auto-enrollment for obtaining credentials

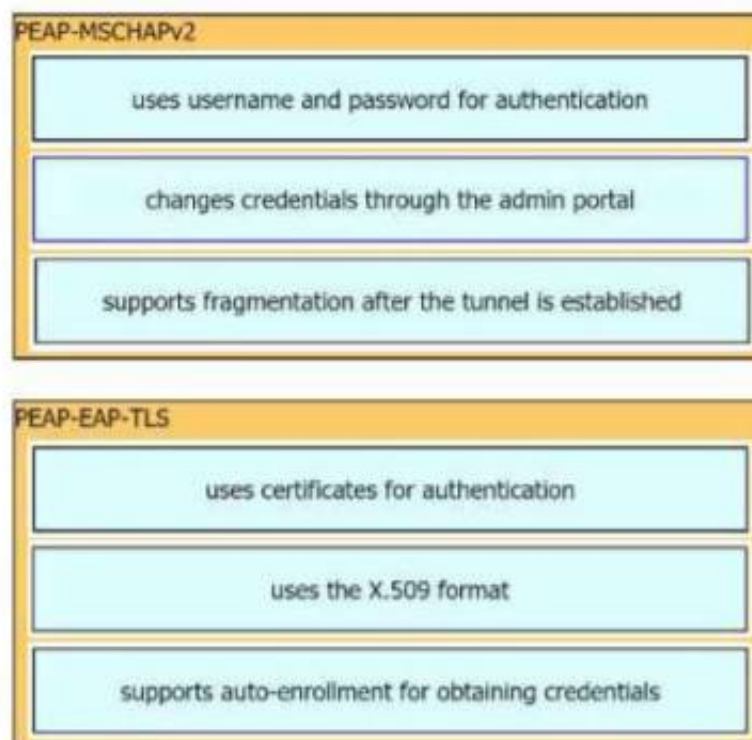
PEAP-MSCHAPv2

PEAP-EAP-TLS

- A. Mastered
- B. Not Mastered

Answer: A

Explanation:



NEW QUESTION 181

An engineer is tasked with placing a guest access anchor controller in the DMZ. Which two ports or port sets must be opened up on the firewall to accomplish this task? (Choose two.)

- A. UDP port 1812 RADIUS
- B. TCP port 161
- C. TCP port 514
- D. UDP port 79
- E. UDP port 16666

Answer: BC

NEW QUESTION 185

Refer to the exhibit.

Interface	MAC Address	Method	Domain	Status	Fg	Session ID
Gi1/0/6	0024.142d.e47f	mab	UNKNOWN	Auth		C0A829020000000C2BBAF5D3
Gi1/0/1	0050.5698.0720	dot1x	UNKNOWN	Unauth		C0A82902000000152BCD0BE7

An engineer is configuring a client but cannot authenticate to Cisco ISE During troubleshooting, the show authentication sessions command was issued to display the authentication status of each port Which command gives additional information to help identify the problem with the authentication?

- A. show authentication sessions
- B. show authentication sessions Interface Gi1/0/1 output
- C. show authentication sessions interface Gi1/0/1 details
- D. show authentication sessions output

Answer: C

NEW QUESTION 190

What allows an endpoint to obtain a digital certificate from Cisco ISE during a BYOD flow?

- A. Network Access Control
- B. My Devices Portal
- C. Application Visibility and Control
- D. Supplicant Provisioning Wizard

Answer: D

NEW QUESTION 193

An organization has a fully distributed Cisco ISE deployment When implementing probes, an administrator must scan for unknown endpoints to learn the IP-to-MAC address bindings. The scan is complete on one FPSN. but the information is not available on the others. What must be done to make the information available?

- A. Scanning must be initiated from the PSN that last authenticated the endpoint
- B. Cisco ISE must learn the IP-MAC binding of unknown endpoints via DHCP profiling, not via scanning
- C. Scanning must be initiated from the MnT node to centrally gather the information
- D. Cisco ISE must be configured to learn the IP-MAC binding of unknown endpoints via RADIUS authentication, not via scanning

Answer: B

NEW QUESTION 197

What is a difference between TACACS+ and RADIUS in regards to encryption?

- A. TACACS+ encrypts only the password, whereas RADIUS encrypts the username and password.
- B. TACACS+ encrypts the username and password, whereas RADIUS encrypts only the password.
- C. TACACS+ encrypts the password, whereas RADIUS sends the entire packet in clear text.
- D. TACACS+ encrypts the entire packet, whereas RADIUS encrypts only the password.

Answer: D

NEW QUESTION 198

A network administrator is setting up wireless guest access and has been unsuccessful in testing client access. The endpoint is able to connect to the SSID but is unable to grant access to the guest network through the guest portal. What must be done to identify the problem?

- A. Use context visibility to verify posture status.
- B. Use the endpoint ID to execute a session trace.
- C. Use the identity group to validate the authorization rules.
- D. Use traceroute to ensure connectivity.

Answer: B

Explanation:

https://www.cisco.com/c/en/us/td/docs/security/ise/1-3/admin_guide/b_ise_admin_guide_13/b_ise_admin_guide

NEW QUESTION 199

An administrator has added a new Cisco ISE PSN to their distributed deployment. Which two features must the administrator enable to accept authentication requests and profile the endpoints correctly, and add them to their respective endpoint identity groups? (Choose two)

- A. Session Services
- B. Endpoint Attribute Filter
- C. Posture Services
- D. Profiling Services
- E. Radius Service

Answer: DE

NEW QUESTION 201

An administrator is migrating device administration access to Cisco ISE from the legacy TACACS+ solution that used only privilege 1 and 15 access levels. The organization requires more granular controls of the privileges and wants to customize access levels 2-5 to correspond with different roles and access needs. Besides defining a new shell profile in Cisco ISE. what must be done to accomplish this configuration?

- A. Enable the privilege levels in Cisco ISE
- B. Enable the privilege levels in the IOS devices.
- C. Define the command privileges for levels 2-5 in the IOS devices
- D. Define the command privileges for levels 2-5 in Cisco ISE

Answer: B

Explanation:

<https://learningnetwork.cisco.com/s/blogs/a0D3i000002eeWTEAY/cisco-ios-privilege-levels>

NEW QUESTION 206

What is a method for transporting security group tags throughout the network?

- A. by enabling 802.1AE on every network device
- B. by the Security Group Tag Exchange Protocol
- C. by embedding the security group tag in the IP header
- D. by embedding the security group tag in the 802.1Q header

Answer: B

NEW QUESTION 211

An administrator is configuring a new profiling policy in Cisco ISE for a printer type that is missing from the profiler feed The logical profile Printers must be used in the authorization rule and the rule must be hit. What must be done to ensure that this configuration will be successful?

- A. Create a new logical profile for the new printer policy
- B. Enable the EndPoints:EndPointPolicy condition in the authorization policy.
- C. Add the new profiling policy to the logical profile Printers.
- D. Modify the profiler conditions to ensure that it goes into the correct logical profile

Answer: B

NEW QUESTION 214

Refer to the exhibit

```
interface GigabitEthernet1/0/1
 authentication host-mode multi-auth
 authentication post-control auto
 mab
 dot1x pae authenticator
```


Which switch configuration change will allow only one voice and one data endpoint on each port?

- A. Multi-auth to multi-domain
- B. Mab to dot1x
- C. Auto to manual
- D. Multi-auth to single-auth

Answer: A

Explanation:

<https://community.cisco.com/t5/network-access-control/cisco-ise-multi-auth-or-multi-host/m-p/3750907>

NEW QUESTION 217

What is a function of client provisioning?

- A. Client provisioning ensures that endpoints receive the appropriate posture agents.
- B. Client provisioning checks a dictionary attribute with a value.
- C. Client provisioning ensures an application process is running on the endpoint.
- D. Client provisioning checks the existence, date, and versions of the file on a client.

Answer: A

Explanation:

https://www.cisco.com/c/en/us/td/docs/security/ise/1-2/user_guide/ise_client_prov.html#:~:text=After%20

NEW QUESTION 221

Which two Cisco ISE deployment models require two nodes configured with dedicated PAN and MnT personas? (Choose two.)

- A. three PSN nodes
- B. seven PSN nodes with one PxGrid node
- C. five PSN nodes with one PxGrid node
- D. two PSN nodes with one PxGrid node
- E. six PSN nodes

Answer: CD

NEW QUESTION 222

An engineer is configuring posture assessment for their network access control and needs to use an agent that supports using service conditions as conditions for the assessment. The agent should be run as a background process to avoid user interruption but when it is run, the user can see it. What is the problem?

- A. The engineer is using the "Anyconnect" posture agent but should be using the "Stealth Anyconnect posture agent
- B. The posture module was deployed using the headend instead of installing it with SCCM
- C. The user was in need of remediation so the agent appeared in the notifications
- D. The proper permissions were not given to the temporal agent to conduct the assessment

Answer: A

NEW QUESTION 226

Which compliance status is set when a matching posture policy has been defined for that endpoint, but all the mandatory requirements during posture assessment are not met?

- A. unauthorized
- B. untrusted
- C. non-compliant
- D. unknown

Answer: C

NEW QUESTION 229

An administrator is manually adding a device to a Cisco ISE identity group to ensure that it is able to access the network when needed without authentication. Upon testing, the administrator notices that the device never hits the correct authorization policy line using the condition EndPoints LogicalProfile EQUALS static_list. Why is this occurring?

- A. The dynamic logical profile is overriding the statically assigned profile
- B. The device is changing identity groups after profiling instead of remaining static
- C. The logical profile is being statically assigned instead of the identity group
- D. The identity group is being assigned instead of the logical profile

Answer: C

NEW QUESTION 234

An engineer is configuring a posture policy for Windows 10 endpoints and wants to ensure that users in each AD group have different conditions to meet to be compliant. What must be done to accomplish this task?

- A. identify The users groups needed for different policies and create service conditions to map each one to its posture requirement
- B. Configure a simple condition for each AD group and use it in the posture policy for each use case

- C. Use the authorization policy within the policy set to group each AD group with their respective posture policy
- D. Change the posture requirements to use an AD group lor each use case then use those requirements in the posture policy

Answer: C

NEW QUESTION 238

What are the minimum requirements for deploying the Automatic Failover feature on Administration nodes in a distributed Cisco ISE deployment?

- A. a primary and secondary PAN and a health check node for the Secondary PAN
- B. a primary and secondary PAN and no health check nodes
- C. a primary and secondary PAN and a pair of health check nodes
- D. a primary and secondary PAN and a health check node for the Primary PAN

Answer: D

NEW QUESTION 242

An organization is adding nodes to their Cisco ISE deployment and has two nodes designated as primary and secondary PAN and MnT nodes. The organization also has four PSNs An administrator is adding two more PSNs to this deployment but is having problems adding one of them What is the problem?

- A. The new nodes must be set to primary prior to being added to the deployment
- B. The current PAN is only able to track a max of four nodes
- C. Only five PSNs are allowed to be in the Cisco ISE cube if configured this way.
- D. One of the new nodes must be designated as a pxGrid node

Answer: C

NEW QUESTION 244

What is a restriction of a standalone Cisco ISE node deployment?

- A. Only the Policy Service persona can be disabled on the node.
- B. The domain name of the node cannot be changed after installation.
- C. Personas are enabled by default and cannot be edited on the node.
- D. The hostname of the node cannot be changed after installation.

Answer: C

NEW QUESTION 249

Select and Place

uses username and password for authentication

uses certificates for authentication

changes credentials through the admin portal

supports fragmentation after the tunnel is established

uses the X.509 format

supports auto-enrollment for obtaining credentials

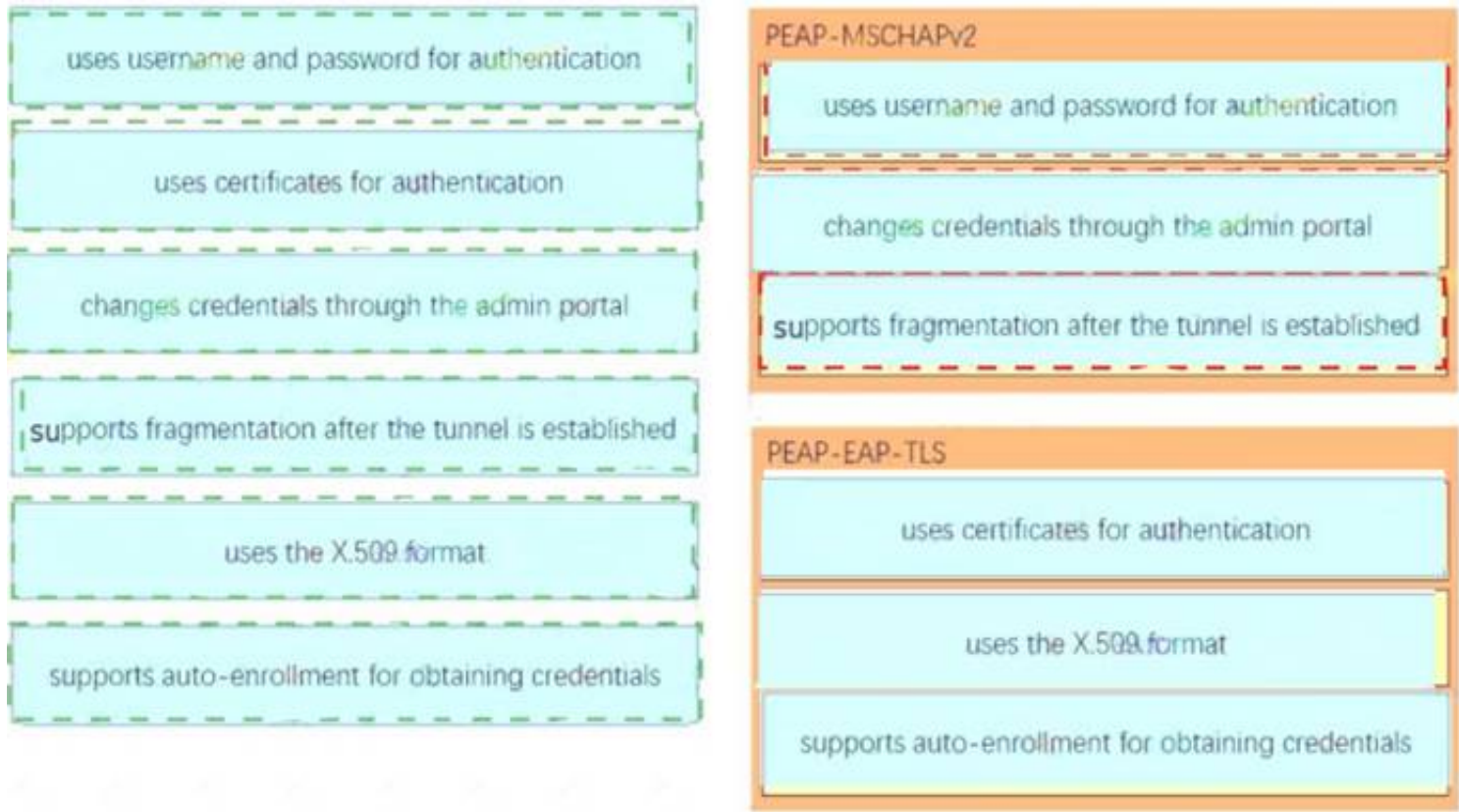
PEAP-MSCHAPv2

PEAP-EAP-TLS

- A. Mastered
- B. Not Mastered

Answer: A

Explanation:



NEW QUESTION 250

Which port does Cisco ISE use for native supplicant provisioning of a Windows laptop?

- A. TCP 8909
- B. TCP 8905
- C. UDP 1812
- D. TCP 443

Answer: B

NEW QUESTION 251

An engineer is configuring a virtual Cisco ISE deployment and needs each persona to be on a different node. Which persona should be configured with the largest amount of storage in this environment?

- A. policy Services
- B. Primary Administration
- C. Monitoring and Troubleshooting
- D. Platform Exchange Grid

Answer: C

NEW QUESTION 252


An administrator replaced a PSN in the distributed Cisco ISE environment. When endpoints authenticate to it, the devices are not getting the right profiles or attributes and as a result, are not hitting the correct policies. This was working correctly on the previous PSN. Which action must be taken to ensure the endpoints get identified?

- A. Verify that the MnT node is tracking the session.
- B. Verify the shared secret used between the switch and the PSN.
- C. Verify that the profiling service is running on the new PSN.
- D. Verify that the authentication request the PSN is receiving is not malformed.

Answer: C

NEW QUESTION 257

Drag the Cisco ISE node types from the left onto the appropriate purposes on the right.



- A. Mastered
- B. Not Mastered

Answer: A

Explanation:

Monitoring = provides advanced monitoring and troubleshooting tools that you can use to effectively manage your network and resources

Policy Service = provides network access, posture, guest access, client provisioning, and profiling services. This persona evaluates the policies and makes all the decisions.

Administration = manages all system-related configuration and configurations that relate to functionality such as authentication, authorization, auditing, and so on

pxGrid = shares context-sensitive information from Cisco ISE to subscribers

https://www.cisco.com/c/en/us/td/docs/security/ise/1-4/admin_guide/b_ise_admin_guide_14/b_ise_admin_guide

NEW QUESTION 262

A user reports that the RADIUS accounting packets are not being seen on the Cisco ISE server. Which command is the user missing in the switch's configuration?

- A. radius-server vsa send accounting
- B. aaa accounting network default start-stop group radius
- C. aaa accounting resource default start-stop group radius
- D. aaa accounting exec default start-stop group radios

Answer: A

NEW QUESTION 267

An administrator is configuring new probes to use with Cisco ISE and wants to use metadata to help profile the endpoints. The metadata must contain traffic information relating to the endpoints instead of industry-standard protocol information Which probe should be enabled to meet these requirements?

- A. NetFlow probe
- B. DNS probe
- C. DHCP probe
- D. SNMP query probe

Answer: C

Explanation:

<http://www.network-node.com/blog/2016/1/2/ise-20-profiling>

NEW QUESTION 271

An engineer is configuring web authentication and needs to allow specific protocols to permit DNS traffic. Which type of access list should be used for this configuration?

- A. reflexive ACL
- B. extended ACL
- C. standard ACL
- D. numbered ACL

Answer: B

NEW QUESTION 276

What is a valid status of an endpoint attribute during the device registration process?

- A. block listed
- B. pending
- C. unknown
- D. DenyAccess

Answer: B

NEW QUESTION 280

In which two ways can users and endpoints be classified for TrustSec? (Choose Two.)

- A. VLAN
- B. SXP
- C. dynamic
- D. QoS
- E. SGACL

Answer: AE

NEW QUESTION 285

What is a characteristic of the UDP protocol?

- A. UDP can detect when a server is down.
- B. UDP offers best-effort delivery
- C. UDP can detect when a server is slow
- D. UDP offers information about a non-existent server

Answer: B

Explanation:

<https://www.cisco.com/c/en/us/support/docs/security-vpn/remote-authentication-dial-user-service-radius/13838>

NEW QUESTION 290

Which two methods should a sponsor select to create bulk guest accounts from the sponsor portal? (Choose two)

- A. Random
- B. Monthly
- C. Daily
- D. Imported
- E. Known

Answer: AD

NEW QUESTION 293

A policy is being created in order to provide device administration access to the switches on a network. There is a requirement to ensure that if the session is not actively being used, after 10 minutes, it will be disconnected. Which task must be configured in order to meet this requirement?

- A. session timeout
- B. idle time
- C. monitor
- D. set attribute as

Answer: A

Explanation:

https://www.cisco.com/c/en/us/td/docs/security/ise/2-4/admin_guide/b_ISE_admin_guide_24/m_admin_ac

NEW QUESTION 296

.....

Thank You for Trying Our Product

We offer two products:

1st - We have Practice Tests Software with Actual Exam Questions

2nd - Questions and Answers in PDF Format

300-715 Practice Exam Features:

- * 300-715 Questions and Answers Updated Frequently
- * 300-715 Practice Questions Verified by Expert Senior Certified Staff
- * 300-715 Most Realistic Questions that Guarantee you a Pass on Your First Try
- * 300-715 Practice Test Questions in Multiple Choice Formats and Updates for 1 Year

100% Actual & Verified — Instant Download, Please Click
[Order The 300-715 Practice Test Here](#)