

AZ-700 Dumps

Designing and Implementing Microsoft Azure Networking Solutions

<https://www.certleader.com/AZ-700-dumps.html>



NEW QUESTION 1

You have the Azure virtual networks shown in the following table.

Name	Subnet	Subnet address space	Peered with
Vnet1	Subnet1-1	10.1.1.0/24	Vnet3
Vnet2	Subnet2-1	10.2.1.0/24	Vnet3
Vnet3	AzureFirewallSubnet	10.3.1.0/24	Vnet1, Vnet2

You deploy Azure Firewall to Vnet3.

You need to ensure that the traffic from Subnet1-1 to Subnet2-1 passes through the firewall. What should you configure?

- A. peering links between Vnet1 and Vnet2
- B. a route table associated to Subnet1 -1 and Subnet2-1
- C. an Azure private DNS zone
- D. a route table associated to AzureFitewallSubnet

Answer: D

NEW QUESTION 2

SIMULATION - (Topic 4)

Task 1

You plan to deploy a firewall to subnetl-2. The firewall will have an IP address of 10.1.2.4. You need to ensure that traffic from subnetl-1 to the IP address range of 192.168.10.0/24 is

routed through the firewall that will be deployed to subnetl-2. The solution must be achieved without using dynamic routing protocols.

- A. Mastered
- B. Not Mastered

Answer: A

Explanation:

? To deploy a firewall to subnetl-2, you need to create a network virtual appliance (NVA) in the same virtual network as subnetl-2. An NVA is a virtual machine that performs network functions, such as firewall, routing, or load balancing1.

? To create an NVA, you need to create a virtual machine in the Azure portal and select an image that has the firewall software installed. You can choose from the Azure Marketplace or upload your own image2.

? To assign the IP address of 10.1.2.4 to the NVA, you need to create a static private IP address for the network interface of the virtual machine. You can do this in the IP configurations settings of the network interface3.

? To ensure that traffic from subnetl-1 to the IP address range of 192.168.10.0/24 is routed through the NVA, you need to create a user-defined route (UDR) table and associate it with subnetl-1. A UDR table allows you to override the default routing behavior of Azure and specify custom routes for your subnets4.

? To create a UDR table, you need to go to the Route tables service in the Azure portal and select + Create. You can give a name and a resource group for the route table5.

? To create a custom route, you need to select Routes in the route table and select + Add. You can enter the following information for the route5:

? To associate the route table with subnetl-1, you need to select Subnets in the route table and select + Associate. You can select the virtual network and subnet that you want to associate with the route table5.

NEW QUESTION 3

- (Topic 4)

You have an Azure subscription that contains a virtual network named VNet1. VNet1 contains a subnet named Subnet1

You deploy an instance of Azure Application Gateway v2 named AppGw1 to Subnet1. You create a network security group (NSG) named NSG1 and link NSG1 to Subnet1.

You need to ensure that AppGw1 will only load balance traffic that originates from VNet1. The solution must minimize the impact on the functionality of AppGw1. What should you add to NSG1?

- A. an outbound rule that has a priority 100 and blocks all internet traffic
- B. an outbound rule that has a priority of 4096 and blocks all internet traffic
- C. an inbound rule that has a priority of 4096 and blocks all internet traffic
- D. an inbound rule that has a priority of 100 and blocks all internet traffic

Answer: C

NEW QUESTION 4

SIMULATION - (Topic 4)

Task 11

You are preparing to connect your on-premises network to VNET4 by using a Site-to-Site VPN. The on-premises endpoint of the VPN will be created on a firewall named Firewall 1.

The on-premises network has the following configurations:

- Internal address range: 10.10.0.0/16.
- Firewall 1 internal IP address: 10.10.1.1.
- Firewall1 public IP address: 131.107.50.60. BGP is NOT used.

You need to create the object that will provide the IP addressing configuration of the on- premises network to the Site-to-Site VPN. You do NOT need to create a virtual network gateway to complete this task.

- A. Mastered
- B. Not Mastered

Answer: A

Explanation:

Here are the steps and explanations for creating the object that will provide the IP addressing configuration of the on-premises network to the Site-to-Site VPN:

- ? The object that you need to create is called a local network gateway. A local network gateway represents your on-premises network and VPN device in Azure. It contains the public IP address of your VPN device and the address prefixes of your on-premises network that you want to connect to the Azure virtual network1.
- ? To create a local network gateway, you need to go to the Azure portal and select Create a resource. Search for local network gateway, select Local network gateway, then select Create2.
- ? On the Create local network gateway page, enter or select the following information and accept the defaults for the remaining settings:
- ? Select Review + create and then select Create to create your local network gateway2.

NEW QUESTION 5

SIMULATION - (Topic 4)

Task 6

You need to ensure that all hosts deployed to subnet3-2 connect to the internet by using the same static public IP address. The solution must minimize administrative effort when adding hosts to the subnet.

- A. Mastered
- B. Not Mastered

Answer: A

Explanation:

Here are the steps and explanations for ensuring that all hosts deployed to subnet3-2 connect to the internet by using the same static public IP address:

- ? To use the same static public IP address for multiple hosts, you need to create a NAT gateway and associate it with subnet3-2. A NAT gateway is a resource that performs network address translation (NAT) for outbound traffic from a subnet1. It allows you to use a single public IP address for multiple private IP addresses2.
- ? To create a NAT gateway, you need to go to the Azure portal and select Create a resource. Search for NAT gateway, select NAT gateway, then select Create3.
- ? On the Create a NAT gateway page, enter or select the following information and accept the defaults for the remaining settings:
- ? Select Review + create and then select Create to create your NAT gateway3.
- ? To associate the NAT gateway with subnet3-2, you need to go to the Virtual networks service in the Azure portal and select your virtual network.
- ? On the Virtual network page, select Subnets under Settings, and then select subnet3-2 from the list.
- ? On the Edit subnet page, under NAT gateway, select your NAT gateway from the drop-down list. Then select Save.

NEW QUESTION 6

SIMULATION - (Topic 4)

Task 4

You need to ensure that connections to the storage34280945 storage account can be made by using an IP address in the 10.1.1.0/24 range and the name storage34280945.pnvatelinlcblob.core.windows.net.

- A. Mastered
- B. Not Mastered

Answer: A

Explanation:

Here are the steps and explanations for ensuring that connections to the storage34280945 storage account can be made by using an IP address in the 10.1.1.0/24 range and the name stor-age34280945.pnvatelinlcblob.core.windows.net:

- ? To allow access from a specific IP address range, you need to configure the Azure Storage firewall and virtual network settings for your storage account. You can do this in the Azure portal by selecting your storage account and then selecting Networking under Settings1.
- ? On the Networking page, select Firewalls and virtual networks, and then select Selected networks under Allow access from1. This will block all access to your storage account except from the networks or resources that you specify.
- ? Under Firewall, select Add rule, and then enter 10.1.1.0/24 as the IP address or range. You can also enter an optional rule name and description1. This will allow access from any IP address in the 10.1.1.0/24 range.
- ? Select Save to apply your changes1.
- ? To map a custom domain name to your storage account, you need to create a CNAME record with your domain provider that points to your storage account endpoint2. A CNAME record is a type of DNS record that maps a source domain name to a destination domain name.
- ? Sign in to your domain registrar's website, and then go to the page for managing DNS settings2.
- ? Create a CNAME record with the following information2:
- ? Save your changes and wait for the DNS propagation to take effect2.
- ? To register the custom domain name with Azure, you need to go back to the Azure portal and select your storage account. Then select Custom domain under Blob service2.
- ? On the Custom domain page, enter stor- age34280945.pnvatelinlcblob.core.windows.net as the custom domain name and select Save2.

NEW QUESTION 7

HOTSPOT - (Topic 4)

You have an Azure subscription that contains the resources shown in the following table.

Name	Type	Description
VWAN1	Azure Virtual WAN	Standard Virtual WAN
Hub1	Azure Virtual WAN hub	Hub for VWAN1
VNet1	Virtual network	Connected to Hub1
VNet2	Virtual network	Connected to Hub1
VNet3	Virtual network	Peered with VNet2
NVA1	Virtual machine	Hosts a routing appliance deployed to VNet2

You establish BGP peering between NVA1 and Hub1.
You need to implement transit connectivity between VNet1 and VNet3 via Hub1 by using BGP peering. The solution must minimize costs.
What should you do? To answer, select the appropriate options in the answer area. NOTE: Each correct selection is worth one point.

Answer Area

On Hub1, propagate routes from connections to VNet1 and VNet2 to:

A custom route table and associate the routes with the same custom route table

A custom route table and associate the routes with the defaultRouteTable

A custom route table and associate the routes with the same custom route table

The defaultRouteTable and associate the routes with the defaultRouteTable

On VNet3, implement:

User-defined routes

Azure Route Server on a dedicated subnet

Azure VPN Gateway on a dedicated subnet

User-defined routes

- A. Mastered
- B. Not Mastered

Answer: A

Explanation:

Answer Area

On Hub1, propagate routes from connections to VNet1 and VNet2 to:

A custom route table and associate the routes with the same custom route table

A custom route table and associate the routes with the defaultRouteTable

A custom route table and associate the routes with the same custom route table

The defaultRouteTable and associate the routes with the defaultRouteTable

On VNet3, implement:

User-defined routes

Azure Route Server on a dedicated subnet

Azure VPN Gateway on a dedicated subnet

User-defined routes

NEW QUESTION 8

HOTSPOT - (Topic 3)

You have an Azure subscription that contains a virtual network gateway named VNetGwy1. VNetGwy1 has a public IP address of 20.25.32.214.
You need to query the health probe of VNetGwy1,
How should you complete the URI? To answer, select the appropriate options in the answer area.
NOTE: Each correct selection is worth one point.

Answer Area

https

http

https

snmp

://20.25.32.214:

80

80

443

8081

/healthprobe

- A. Mastered
- B. Not Mastered

Answer: A

Explanation:

Answer Area

https

http

https

snmp

://20.25.32.214:

80

80

443

8081

/healthprobe

NEW QUESTION 9

- (Topic 3)

You have an Azure application gateway for a web app named App1. The application gateway allows end-to-end encryption.
You configure the listener for HTTPS by uploading an enterprise signed certificate. You need to ensure that the application gateway can provide end-to-end encryption for App1. What should you do?

- A. Set Listener type to Multi site.
- B. Increase the Unhealthy threshold setting in the custom probe.
- C. Upload the public key certificate to the HTTPS settings.
- D. Enable the SSL profile for the listener.

Answer: C

Explanation:

Reference:
<https://docs.microsoft.com/en-us/azure/application-gateway/end-to-end-ssl-portal>
<https://docs.microsoft.com/en-us/azure/application-gateway/create-ssl-portal#configuration-> tab

NEW QUESTION 10

HOTSPOT - (Topic 3)

You have an Azure subscription that contains an app named Appl. App1 is hosted on the Azure App Service instances shown in the following table.

Name	Location
AppSrv1	East US
AppSrv2	East US
AppSrv3	North Europe
AppSrv4	North Europe

You need to implement Azure Traffic Manager to meet the following requirements:

- App1 traffic must be assigned equally to each App Service instance in each Azure region.
- App1 traffic from North Europe must be routed to the Appl instances in the North Europe region.
- App1 traffic from North America must be routed to the Appl instances in the East US Azure region.

Answer Area

Minimum number of Traffic Manager profiles required:

Routing method for the traffic in each region:

- A. Mastered
B. Not Mastered

Answer: A

Explanation:

Answer Area

Minimum number of Traffic Manager profiles required:

Routing method for the traffic in each region:

NEW QUESTION 10

HOTSPOT - (Topic 3)

You have an Azure subscription that contains an app named Appl. App1 is deployed to the Azure App Service apps show in the following table.

Name	Location	Worker instances
App1-East	East US 1	4
App1-West	West US 1	4

You need to publish App1 by using Azure Front Door. The solution must ensure that all the requests to App1 are load balanced between all the available worker instances.

What is the minimum number of origin groups and origins that you should configure? To answer, select the appropriate options in the answer area.

NOTE: Each correct selection is worth one point.

Answer Area

Origin groups:

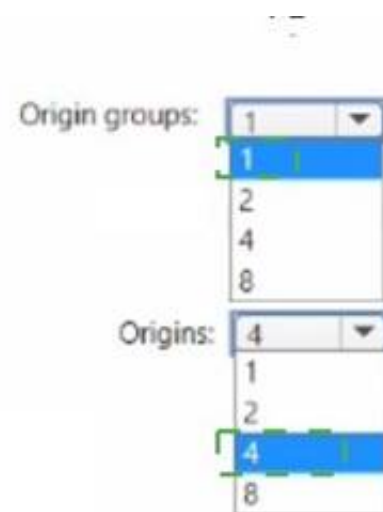
Origins:

- A. Mastered
B. Not Mastered

Answer: A

Explanation:

Answer Area



NEW QUESTION 14

- (Topic 3)

Note: This question is part of a series of questions that present the same scenario. Each question in the series contains a unique solution that might meet the stated goals. Some question sets might have more than one correct solution, while others might not have a correct solution.

After you answer a question in this section, you will NOT be able to return to it. As a result, these questions will not appear in the review screen.

You have two Azure virtual networks named Vnet1 and Vnet2.

You have a Windows 10 device named Client1 that connects to Vnet1 by using a Point-to- Site (P2S) IKEv2 VPN.

You implement virtual network peering between Vnet1 and Vnet2. Vnet1 allows gateway transit. Vnet2 can use the remote gateway.

You discover that Client1 cannot communicate with Vnet2. You need to ensure that Client1 can communicate with Vnet2.

Solution: You download and reinstall the VPN client configuration. Does this meet the goal?

- A. Yes
B. No

Answer: A

Explanation:

The VPN client must be downloaded again if any changes are made to VNet peering or the network topology.

Reference:

<https://docs.microsoft.com/en-us/azure/vpn-gateway/vpn-gateway-about-point-to-site-routing>

NEW QUESTION 15

- (Topic 3)

Your company has four branch offices and an Azure Subscription. The subscription contains an Azure VPN gateway named GW1.

The branch offices are configured as shown in the following table.

Name	Local router	Local network gateway	Connection	VPN gateway
Branch1	RTR1	LNG1	Connection1	GW1
Branch2	RTR2	LNG2	Connection2	GW1
Branch3	RTR3	LNG3	Connection3	GW1
Branch4	RTR4	LNG4	Connection4	GW1

The branch office routers provide internet connectivity and Site-to-Site VPN connections to GW1.

The users in Branch1 report that they can connect to internet resources, but cannot access Azure resources.

You need to ensure that the Branch1 users can connect to the Azure Resources. The solution must meet the following requirements:

- Minimize downtime for all users.
- Minimize administrative effort. What should you do first?

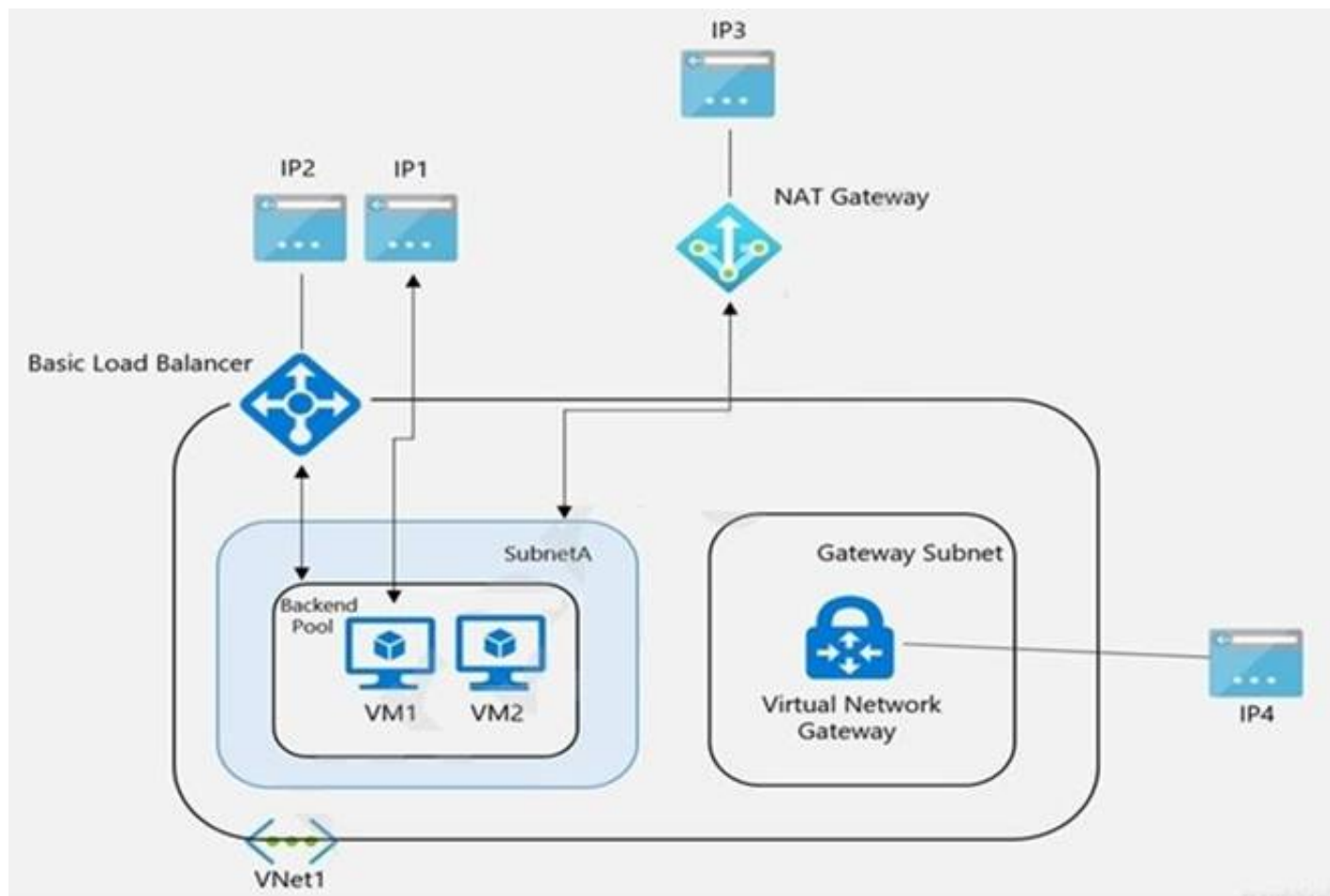
- A. Reset RTR1.
B. Reset Connection1.
C. Reset GW1.
D. Recreate LNG1.

Answer: B

NEW QUESTION 17

- (Topic 3)

You have the Azure environment shown in the exhibit.



VM1 is a virtual machine that has an instance-level public IP address (ILPIP). Basic Load Balancer uses a public IP address. VM1 and VM2 are in the backend pool. NAT Gateway uses a public IP address named IP3 that is associated to SubnetA. VNet1 has a virtual network gateway that has a public IP address named IP4. When initiating outbound traffic to the internet from VM1, which public address is used?

- A. IP1
- B. IP2
- C. IP3
- D. IP4

Answer: A

NEW QUESTION 18

- (Topic 3)

You have an internal Basic Azure Load Balancer named LB1 That has two frontend IP addresses. The backend pool of LB1 contains two Azure virtual machines named VM1 and VM2.

You need to configure the rules on LB1 as shown in the following table.

Rule	Frontend IP address	Protocol	ILB1 port	Destination	VM port
1	65.52.0.1	TCP	80	IP address of the NIC of VM1 and VM2	80
2	65.52.0.2	TCP	80	IP address of the NIC of VM1 and VM2	80

What should you do for each rule?

- A. Enable Floating IP.
- B. Disable Floating IP.
- C. Set Session persistence to Enabled.
- D. Set Session persistence to Disabled

Answer: A

NEW QUESTION 20

- (Topic 3)

You have five virtual machines that run Windows Server. Each virtual machine hosts a different web app.

You plan to use an Azure application gateway to provide access to each web app by using a hostname of www.contoso.com and a different URL path for each web app, for example: <https://www.contoso.com/app1>.

You need to control the flow of traffic based on the URL path. What should you configure?

- A. rules
- B. rewrites
- C. HTTP settings
- D. listeners

Answer: A

Explanation:

Reference:

<https://docs.microsoft.com/en-us/azure/application-gateway/url-route-overview>

NEW QUESTION 25

- (Topic 3)

Note: This question is part of a series of questions that present the same scenario. Each question in the series contains a unique solution that might meet the

stated goals. Some question sets might have more than one correct solution, while others might not have a correct solution. After you answer a question in this section, you will NOT be able to return to it. As a result, these questions will not appear in the review screen. You have two Azure virtual networks named Vnet1 and Vnet2. You have a Windows 10 device named Client1 that connects to Vnet1 by using a Point-to- Site (P2S) IKEv2 VPN. You implement virtual network peering between Vnet1 and Vnet2. Vnet1 allows gateway transit. Vnet2 can use the remote gateway. You discover that Client1 cannot communicate with Vnet2. You need to ensure that Client1 can communicate with Vnet2. Solution: You reset the gateway of Vnet1. Does this meet the goal?

- A. Yes
B. No

Answer: B

Explanation:

The VPN client must be downloaded again if any changes are made to VNet peering or the network topology.

Reference:

<https://docs.microsoft.com/en-us/azure/vpn-gateway/vpn-gateway-about-point-to-site-routing>

NEW QUESTION 30

HOTSPOT - (Topic 3)

Your on-premises network contains the subnets shown in the following table.

Name	IPv4 network address
Subnet1	192.168.10.0/24
Subnet2	192.168.20.0/24

The network contains a firewall named FW1 that uses a public IP address of 131.107.100.200.

You have an Azure subscription that contains the resources shown in the following table.

Name	Type	Description
VNet1	Virtual network	Uses an address space of 10.1.0.0/16
GW1	Virtual network gateway	<ul style="list-style-type: none"> Uses a public IP address of 20.231.231.174 Uses a private IP address of 10.1.255.10
GatewaySubnet	Subnet	Uses an address space of 10.1.255.0/27
LNG1	Local network gateway	None

You plan to configure a Site-to-Site (S2S) VPN named VPN1 that will connect GW1 to FW1.

You need to configure LNG1 to support VPN1. The solution must meet the following requirements:

- Ensure that the resources on Subnet1 and Subnet2 can communicate with the resources on VNet1.
- Minimize administrative effort.

How should you configure LNG1? To answer, select the appropriate options in the answer area. NOTE: Each correct selection is worth one point.

Answer Area

Address space:

IP address:

- A. Mastered
B. Not Mastered

Answer: A

Explanation:

Answer Area

Address space:

IP address:

NEW QUESTION 32
HOTSPOT - (Topic 3)
You have an Azure subscription that contains the virtual networks shown in the following table.

Name	Subnet	Peered with
VNet1	Subnet11, Subnet12	VNet2
VNet2	Subnet21	VNet1

The subscription contains the virtual machines shown in the following table.

Name	Connected to	Availability set
VM1	Subnet11	AS1
VM2	Subnet11	AS1
VM3	Subnet12	None
VM4	Subnet21	None

You create a load balancer named LB1 that has the following configurations:

- SKU: Basic
- Type: Internal
- Subnet: Subnet12
- Virtual network VNet1

For each of the following statements, select Yes if the statement is true. Otherwise, select No. NOTE: Each correct selection is worth one point.

Answer Area

Statements	Yes	No
LB1 can balance requests between VM1 and VM2.	<input type="radio"/>	<input type="radio"/>
LB1 can balance requests between VM2 and VM3.	<input type="radio"/>	<input type="radio"/>
LB1 can balance requests between VM3 and VM4.	<input type="radio"/>	<input type="radio"/>

- A. Mastered
B. Not Mastered

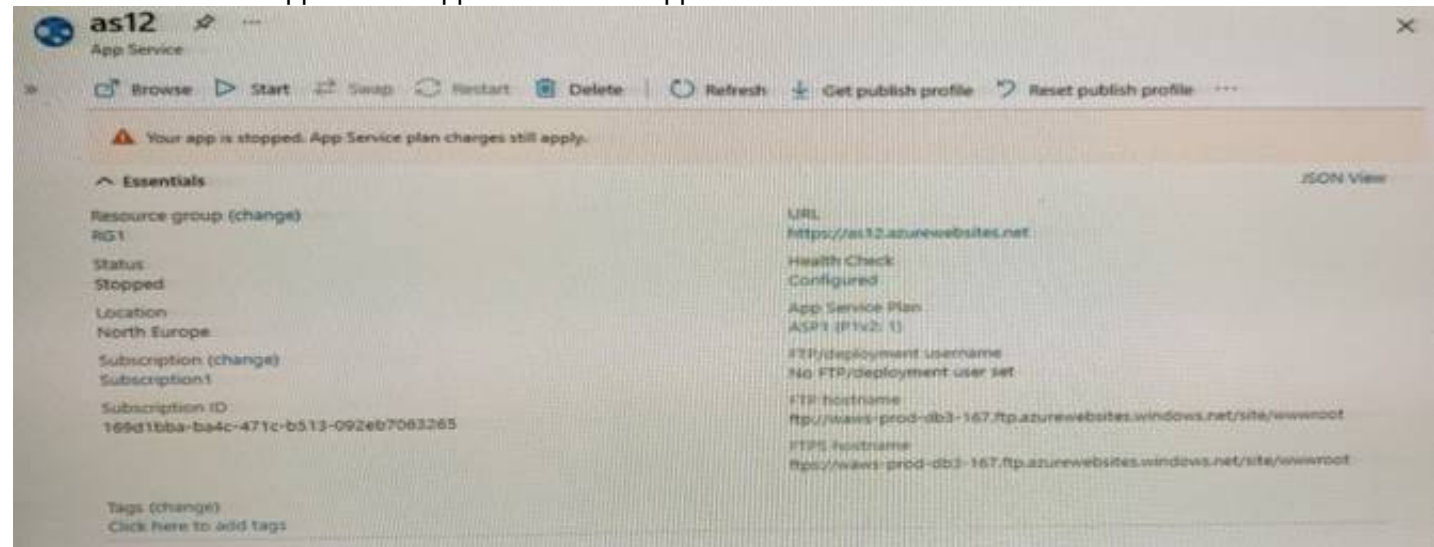
Answer: A

Explanation:

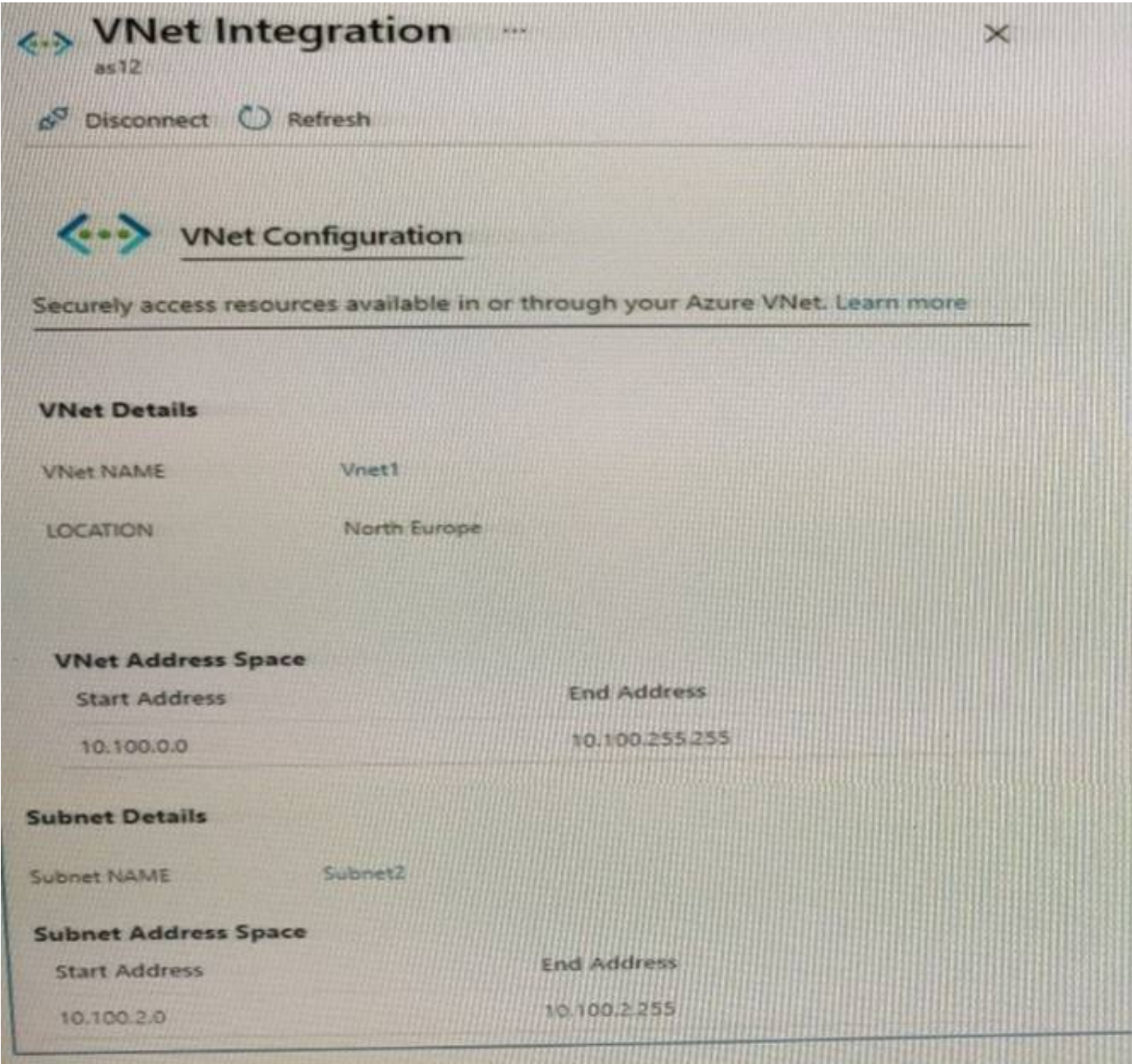
Answer Area

Statements	Yes	No
LB1 can balance requests between VM1 and VM2.	<input checked="" type="radio"/>	<input type="radio"/>
LB1 can balance requests between VM2 and VM3.	<input type="radio"/>	<input checked="" type="radio"/>
LB1 can balance requests between VM3 and VM4.	<input type="radio"/>	<input checked="" type="radio"/>

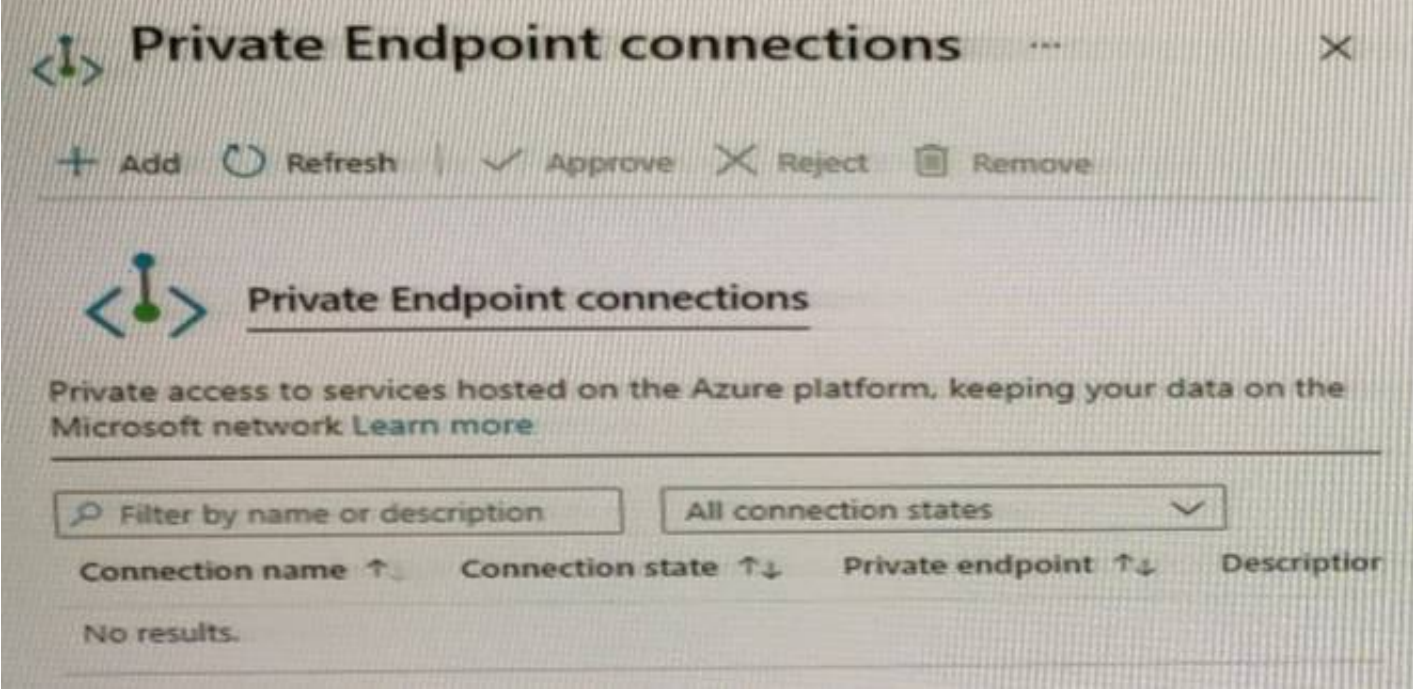
NEW QUESTION 35
HOTSPOT - (Topic 3)
You have the Azure App Service app shown in the App Service exhibit.



The VNet Integration settings for as12 are configured as shown in the Vnet Integration exhibit.



The Private Endpoint connections settings for as12 are configured as shown in the Private Endpoint connections exhibit.



For each of the following statements, select Yes if the statement is true. Otherwise, select No.
NOTE: Each correct selection is worth one point.

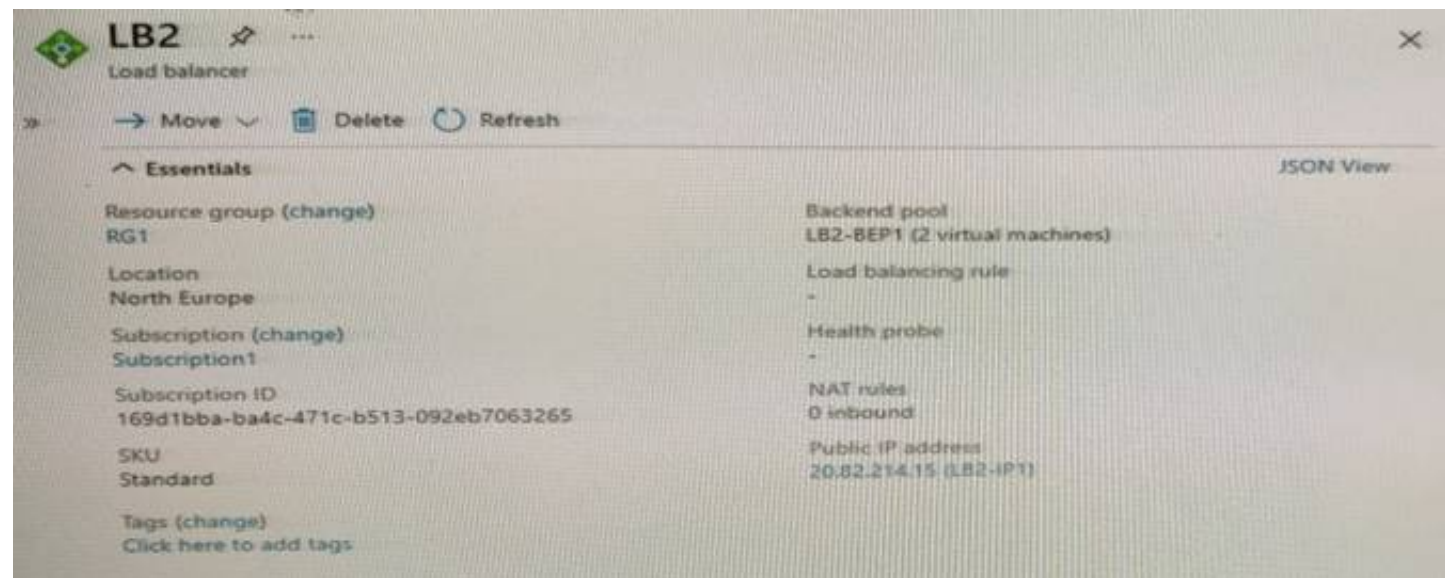
Answer Area		Statements		Yes	No
		Subnet2 can contain only App Service apps in the ASP1 App Service plan.		<input type="radio"/>	<input type="radio"/>
		As12 will use an IP address from Subnet2 for network communications.		<input type="radio"/>	<input type="radio"/>
		Computers in Vnet1 will connect to a private IP address when they connect to as12.		<input type="radio"/>	<input type="radio"/>

- A. Mastered
- B. Not Mastered

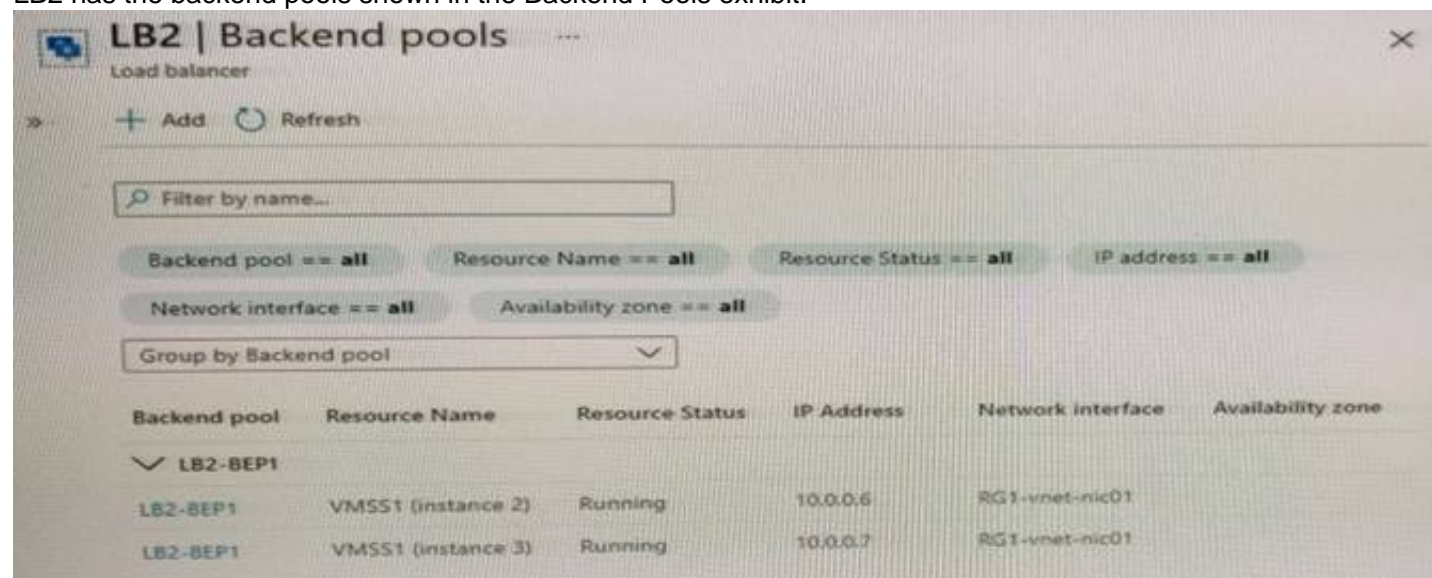
Answer: A

Explanation:
Graphical user interface, text, application Description automatically generated

NEW QUESTION 40
- (Topic 3)
You have the Azure load balancer shown in the Load Balancer exhibit.



LB2 has the backend pools shown in the Backend Pools exhibit.



You need to ensure that LB2 distributes traffic to all the members of VMSS1.
Which two actions should you perform? Each correct answer presents part of the solution.
NOTE: Each correct selection is worth one point.

- A. Add a network interface to VMSS1.
- B. Configure a health probe.
- C. Add a public IP address to each member of VMSS1.
- D. Add a load balancing rule.

Answer: BD

Explanation:

Reference:
<https://docs.microsoft.com/en-us/azure/load-balancer/quickstart-load-balancer-standard-public-portal?tabs=option-1-create-load-balancer-standard>

NEW QUESTION 42

HOTSPOT - (Topic 3)

You have an Azure subscription that contains two virtual networks named Vnet1 and Vnet2.
You register a public DNS zone named fabrikam.com. The zone is configured as shown in the Public DNS Zone exhibit.

DNS

Fabrikam.com

DNS zone

+ Record set

+ Child zone

→ Move

🗑️ Delete zone

🔄 Refresh

^ Essentials

JSON View

Resource group (change)

:

rg1

Subscription (change)

:

Subscription1

Subscription ID

:

169d1bba-ba4c-471c-b513-092eb7063265

Name server 1

:

ns1-06.azure-dns.com.

Name server 2

:

ns2-06.azure-dns.net.

Name server 3

:

ns3-06.azure-dns.org.

Name server 4

:

ns4-06.azure-dns.info.

Tags (change)

:

Click here to add tags

🔔

You can search for record sets that have been loaded on this page. If you don't see what you're looking for, you can try scrolling to allow more record sets to load.

🔍 Search record sets

Name	Type	TTL	Value
Ⓜ️	NS	172800	ns1-06.azure-dns.com. ns2-06.azure-dns.net. ns3-06.azure-dns.org. ns4-06.azure-dns.info.
Ⓜ️	SOA	3600	Email: azuredns-hostmaster.microsoft.com Host: ns1-06.azure-dns.com. Refresh: 3600 Retry: 300 Expire: 2419200 Minimum TTL: 300 Serial number: 1
appservice1	A	3600	131.107.1.1
www	CNAME	3600	appservice1.fabrikam.com

You have a private DNS zone named fabrikam.com. The zone is configured as shown in the Private DNS Zone exhibit.

DNS

Fabrikam.com

Private DNS zone

+ Record set

→ Move

🗑️ Delete zone

🔄 Refresh

^ Essentials

JSON View

Resource group (change)

:

rg1

Subscription (change)

:

Subscription1

Subscription ID

:

169d1bba-ba4c-471c-b513-092eb7063265

Tags (change)

:

Click here to add tags

🔔

You can search for record sets that have been loaded on this page. If you don't see what you're looking for, you can try scrolling to allow more record sets to load.

🔍 Search record sets

Name	Type	TTL	Value	Auto registered
Ⓜ️	SOA	3600	Email: azureprivatedns-host.microsoft.co... Host: azureprivatedns.net Refresh: 3600 Retry: 300 Expire: 2419200 Minimum TTL: 10 Serial number: 1	False
appservice1	A	3600	131.107.100.10	False
server1	A	3600	131.107.100.1	False
server2	A	3600	131.107.100.2	False
server3	A	3600	131.107.100.3	False
www	CNAME	3600	appservice1.fabrikam.com	False

You have a virtual network link configured as shown in the Virtual Network Link exhibit.



For each of the following statements, select Yes if the statement is true. Otherwise, select No.
NOTE: Each correct selection is worth one point.

Answer Area		Statements	Yes	No
		Queries for www.fabrikam.com from the internet are resolved to 131.107.1.1.	<input type="radio"/>	<input type="radio"/>
		Queries for server1.fabrikam.com can be resolved from the internet.	<input type="radio"/>	<input type="radio"/>
		Queries for www.fabrikam.com from Vnet2 are resolved to 131.107.100.10.	<input type="radio"/>	<input type="radio"/>

- A. Mastered
- B. Not Mastered

Answer: A

Explanation:

Box 1: Yes

DNS queries from the internet use the public DNS zone. In the public DNS zone, www.fabrikam.com is a CNAME record that resolves to appservice1.fabrikam.com which resolves to 131.107.1.1.

Box 2: No

DNS queries from the internet use the public DNS zone. There is no DNS record for server1.fabrikam.com in the public DNS zone.

Box 3: No

The private DNS zone is linked to VNet1, not VNet2. Therefore, resources in VNet2 cannot query the private DNS zone.

NEW QUESTION 46

- (Topic 3)

Your company has offices in Montreal, Seattle, and Paris. The outbound traffic from each office originates from a specific public IP address.

You create an Azure Front Door instance named FD1 that has Azure Web Application Firewall (WAF) enabled. You configure a WAF policy named Policy1 that has a rule named Rule1. Rule1 applies a rate limit of 100 requests for traffic that originates from the office in Montreal.

You need to apply a rate limit of 100 requests for traffic that originates from each office. What should you do?

- A. Modify the conditions of Rule1.
- B. Create two additional associations.
- C. Modify the rule type of Rule1.
- D. Modify the rate limit threshold of Rule1.

Answer: A

Explanation:

<https://techcommunity.microsoft.com/t5/azure-network-security-blog/rate-limiting-feature-for-azure-waf-on-application-gateway-now/ba-p/3934957#:~:text=Rate%20limiting%20is%20configured%20using,and%20a%20group%20by%20variable.>

NEW QUESTION 49

HOTSPOT - (Topic 3)

You have an Azure subscription.

You have the on-premises sites shown the following table.

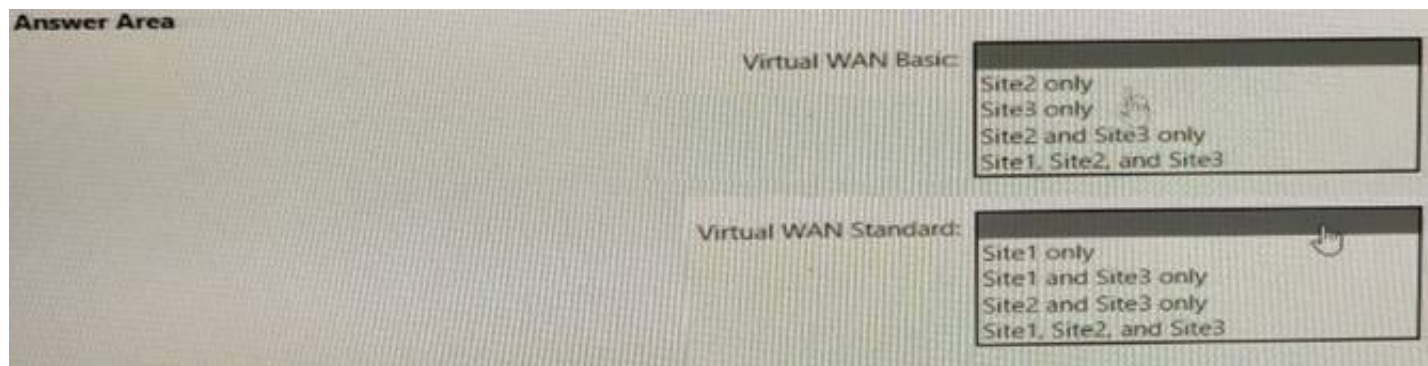
Name	Number of users	Connection type to Azure
Site1	500	ExpressRoute
Site2	100	Site-to-Site VPN
Site3	1	Point-to-Site (P2S) VPN

You plan to deploy Azure Virtual WAN.

You are evaluating Virtual WAN Basic and Virtual WAN Standard.

Which type of Virtual WAN can you use for each site? To answer, select the appropriate options in the answer area.

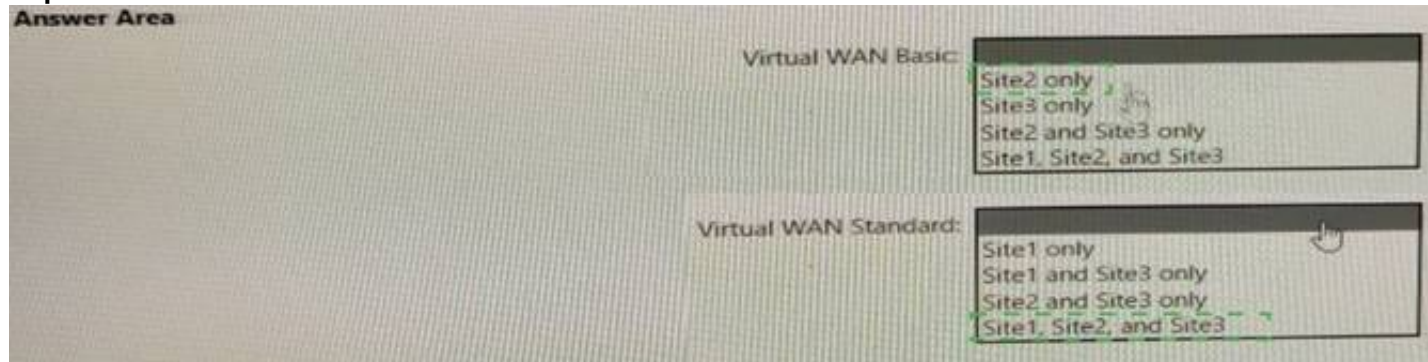
NOTE: Each correct selection is worth one point.



- A. Mastered
B. Not Mastered

Answer: A

Explanation:



NEW QUESTION 54

- (Topic 3)

Note: This question is part of a series of questions that present the same scenario. Each question in the series contains a unique solution that might meet the stated goals. Some question sets might have more than one correct solution, while others might not have a correct solution.

After you answer a question in this section, you will NOT be able to return to it as a result, these questions will not appear in the review screen.

You have an Azure subscription that contains an Azure Front Door Premium profile named AFD1 and an Azure Web Application Firewall (WAF) policy named WAF1. AFD1 is associated with WAF1.

You need to configure a rate limit for incoming requests to AFD1. Solution: You modify the policy settings of WAF1.

Does this meet the goal?

- A. Yes
B. No

Answer: B

NEW QUESTION 55

- (Topic 3)

You fail to establish a Site-to-Site VPN connection between your company's main office and an Azure virtual network.

You need to troubleshoot what prevents you from establishing the IPsec tunnel. Which diagnostic log should you review?

- A. IKEDiagnosticLog
B. GatewayDiagnosticLog
C. TunnelDiagnosticLog
D. RouteDiagnosticLog

Answer: A

Explanation:

Reference:

<https://docs.microsoft.com/en-us/azure/vpn-gateway/troubleshoot-vpn-with-azure-diagnostics>

IKEDiagnosticLog = The IKEDiagnosticLog table offers verbose debug logging for IKE/IPsec. This is very useful to review when troubleshooting disconnections, or failure to connect VPN scenarios.

GatewayDiagnosticLog = Configuration changes are audited in the GatewayDiagnosticLog table.

TunnelDiagnosticLog = The TunnelDiagnosticLog table is very useful to inspect the historical connectivity statuses of the tunnel.

RouteDiagnosticLog = The RouteDiagnosticLog table traces the activity for statically modified routes or routes received via BGP.

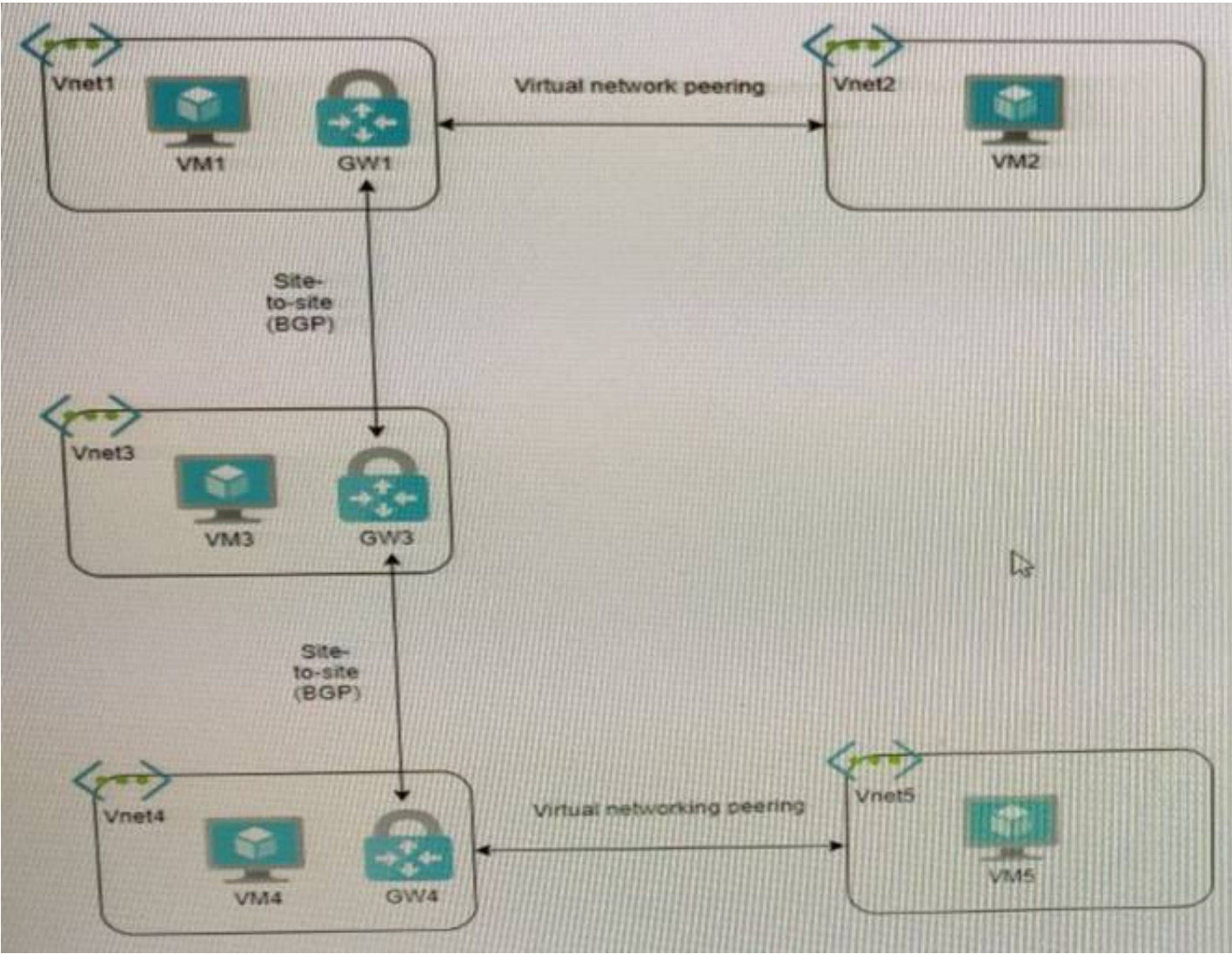
P2SDiagnosticLog = The last available table for VPN diagnostics is P2SDiagnosticLog. This table traces the activity for Point to Site.

<https://docs.microsoft.com/en-us/azure/vpn-gateway/troubleshoot-vpn-with-azure-diagnostics>

NEW QUESTION 58

HOTSPOT - (Topic 3)

You have the Azure environment shown in the exhibit.



You have virtual network peering between Vnet1 and Vnet2. You have virtual network peering between Vnet4 and Vnet5. The virtual network peering is configured as shown in the following table.

Virtual network	Traffic to remote virtual network	Use remote gateway	Allow gateway transit
Vnet1	Allow	None	Enabled
Vnet2	Allow	Enabled	None
Vnet4	Allow	None	Enabled
Vnet5	Block	Enabled	None

For each of the following statements, select Yes if the statement is true. Otherwise, select No.
NOTE: Each correct selection is worth one point.

Answer Area

Statements	Yes	No
VM1 and VM4 can communicate.	<input type="radio"/>	<input type="radio"/>
VM2 and VM4 can communicate.	<input type="radio"/>	<input type="radio"/>
VM1 and VM5 can communicate.	<input type="radio"/>	<input type="radio"/>

- A. Mastered
- B. Not Mastered

Answer: A

Explanation:

Answer Area

Statements	Yes	No
VM1 and VM4 can communicate.	<input checked="" type="radio"/>	<input type="radio"/>
VM2 and VM4 can communicate.	<input type="radio"/>	<input checked="" type="radio"/>
VM1 and VM5 can communicate.	<input type="radio"/>	<input checked="" type="radio"/>

NEW QUESTION 63
HOTSPOT - (Topic 3)
You have the Azure resources shown in the following table.

Name	Type	Location	Description
Sub1	Azure subscription	West Europe	None
Sub2	Azure subscription	West Europe	None
VNet1	Virtual network	West Europe	Created in Sub1
VNet2	Virtual network	West Europe	Created in Sub2
Circuit1	ExpressRoute circuit	West Europe	Linked to VNet1
Gateway1	ExpressRoute gateway	West Europe	Created in VNet1
Gateway2	ExpressRoute gateway	West Europe	Created in VNet2

You need to link VNet2 to Circuit1

What should you create in each subscription? To answer, select the appropriate options in the answer area.

NOTE: Each correct selection is worth one point.

Answer Area

Sub1:

A new ExpressRoute circuit

A new ExpressRoute circuit

An ExpressRoute circuit connection

An ExpressRoute circuit connection authorization

Sub2:

A new ExpressRoute circuit

A new ExpressRoute circuit

An ExpressRoute circuit connection

An ExpressRoute circuit connection authorization

- A. Mastered
- B. Not Mastered

Answer: A

Explanation:

Answer Area

Sub1:

A new ExpressRoute circuit

A new ExpressRoute circuit

An ExpressRoute circuit connection

An ExpressRoute circuit connection authorization

Sub2:

A new ExpressRoute circuit

A new ExpressRoute circuit

An ExpressRoute circuit connection

An ExpressRoute circuit connection authorization

NEW QUESTION 65

DRAG DROP - (Topic 3)

You have an Azure subscription that contains an Azure Firewall Premium policy named FWP1.

To FWP1, you plan to add the rule collections shown in the following table.

Which priority should you assign to each rule collection? To answer, drag the appropriate priority values to the correct rule collections- Each value may be used once, more than once, or not at all. You may need to drag the split bar between panes or scroll to view content.

NOTE: Each correct selection is worth one point.

Priorities

100

200

300

Answer Area

RC1:

RC2:

RC3:

- A. Mastered
- B. Not Mastered

Answer: A

Explanation:

Priorities	Answer Area
100	RC1: 300
200	RC2: 200
300	RC3: 100

NEW QUESTION 70

- (Topic 3)

You are planning the IP addressing for the subnets in Azure virtual networks. Which type of resource requires IP addresses in the subnets?

- A. internal load balancers
- B. storage account
- C. service endpoints
- D. service endpoint policies

Answer: A

Explanation:

Reference:

<https://docs.microsoft.com/en-us/azure/load-balancer/load-balancer-overview>

NEW QUESTION 71

- (Topic 3)

You have an Azure application gateway configured for a single website that is available at <https://www.contoso.com>.

The application gateway contains one backend pool and one rule. The backend pool contains two backend servers. Each backend server has an additional website that is available on port 8080.

You need to ensure that if port 8080 is unavailable on a backend server, all the traffic for <https://www.contoso.com> is redirected to the other backend server. What should you do?

- A. Create a health probe.
- B. Add a new rule.
- C. Add a new listener.
- D. Change the port on the listener.

Answer: A

NEW QUESTION 75

HOTSPOT - (Topic 3)

You have an Azure private DNS zone named contoso.com that is linked to the virtual networks shown in the following table.

Name	IP address
Vnet1	10.1.0.0/16
Vnet2	10.2.0.0/16

The links have auto registration enabled.

You create the virtual machines shown in the following table.

Name	IP address
VM1	10.1.10.10
VM2	10.2.10.10
VM3	10.2.10.11

You manually add the following entry to the contoso.com zone:

? Name: VM1

? IP address: 10.1.10.9

For each of the following statements, select Yes if the statement is true. Otherwise, select No.

NOTE: Each correct selection is worth one point.

Statements	Yes	No
VM2 will resolve vm1.contoso.com to 10.1.10.10.	<input type="radio"/>	<input type="radio"/>
Deleting VM1 will delete all VM1 records automatically.	<input type="radio"/>	<input type="radio"/>
If VM3 obtains a different IP address from Azure, VM3's DNS record is updated automatically.	<input type="radio"/>	<input type="radio"/>

- A. Mastered
- B. Not Mastered

Answer: A

Explanation:

Box 1: No

The manual DNS record will overwrite the auto-registered DNS record so VM1 will resolve to 10.1.10.9.

Box 2: No

The DNS record for VM1 is now a manually created record rather than an auto-registered record. Only auto-registered DNS records are deleted when a VM is deleted.

Box 3: No

This answer depends on how the IP address is changed. To change the IP address of a VM manually, you would need to select 'Static' as the IP address assignment. In this case, the DNS record will not be updated because only DHCP assigned IP addresses are auto- registered.

NEW QUESTION 77

- (Topic 3)

You have Azure App Service apps in the West US Azure region as shown in the following table.

Name	App Service plan	Number of instances
App1	ASP1	3
App2	ASP1	3
App3	ASP2	2
App4	ASP3	1

You need to ensure that all the apps can access the resources in a virtual network named Vnet1 without forwarding traffic through the internet-How many integration subnets should you create?

- A. 1
- B. 3
- C. 4
- D. 6

Answer: C

Explanation:

One integration subnet is required per App Service Plan regardless of how many apps are running in the App Service Plan.

Reference:

<https://docs.microsoft.com/en-us/azure/app-service/overview-vnet-integration>

NEW QUESTION 82

HOTSPOT - (Topic 3)

You have an Azure subscription that contains a single virtual network and a virtual network gateway.

You need to ensure that administrators can use Point-to-Site (P2S) VPN connections to access resources in the virtual network. The connections must be authenticated by Azure Active Directory (Azure AD).

What should you configure? To answer, select the appropriate options in the answer area. NOTE: Each correct selection is worth one point.

Answer Area

Azure AD configuration:

- ☐ An access package
- ☐ A conditional access policy
- ☐ An enterprise application
- ☐ A VPN certificate

P2S VPN tunnel type:

- ☐ IKEv2
- ☐ IKEv2 and SSTP (SSL)
- ☐ OpenVPN (SSL)
- ☐ SSTP (SSL)

- A. Mastered
- B. Not Mastered

Answer: A

Explanation:

Answer Area

Azure AD configuration:

- ☒ An access package
- ☒ A conditional access policy
- ☒ An enterprise application
- ☒ A VPN certificate

P2S VPN tunnel type:

- ☒ IKEv2
- ☒ IKEv2 and SSTP (SSL)
- ☒ OpenVPN (SSL)
- ☒ SSTP (SSL)

NEW QUESTION 87

- (Topic 3)

You plan to implement an Azure virtual network that will contain 10 virtual subnets. The subnets will use IPv6 addresses. Each subnet will host up to 200 load-balanced virtual machines.

You need to recommend a load balancing solution for the virtual network. The solution must meet the following requirements:

- The virtual machines and the load balancer must be accessible only from the virtual network.
- Costs must be minimized.

What should you include in the recommendation?

- A. Basic Azure Load Balancer
- B. Azure Application Gateway v1 Azure Application Gateway v2
- C. Azure Standard Load Balancer
- D. Azure Application Gateway v2

Answer: C

NEW QUESTION 90

- (Topic 3)

You plan to configure BGP for a Site-to-Site VPN connection between a datacenter and Azure.

Which two Azure resources should you configure? Each correct answer presents a part of the solution. (Choose two.)

NOTE: Each correct selection is worth one point.

- A. a virtual network gateway
- B. Azure Application Gateway
- C. Azure Firewall
- D. a local network gateway
- E. Azure Front Door

Answer: AD

Explanation:

Reference:

<https://docs.microsoft.com/en-us/azure/vpn-gateway/bgp-howto>

NEW QUESTION 95

- (Topic 3)

You have an Azure virtual network named Vnet1 that hosts an Azure firewall named FW1 and 150 virtual machines. Vnet1 is linked to a private DNS zone named contoso.com. All the virtual machines have their name registered in the contoso.com zone.

Vnet1 connects to an on-premises datacenter by using ExpressRoute.

You need to ensure that on-premises DNS servers can resolve the names in the contoso.com zone.

Which two actions should you perform? Each correct answer presents part of the solution. NOTE: Each correct selection is worth one point.

- A. On the on-premises DNS servers, configure forwarders that point to the frontend IP address of FW1.
- B. On the on-premises DNS servers, configure forwarders that point to the Azure provided DNS service at 168.63.129.16.
- C. Modify the DNS server settings of Vnet1.
- D. For FW1, enable DNS proxy.
- E. For FW1, configure a custom DNS server.

Answer: AD

Explanation:

Reference:

<https://docs.microsoft.com/en-us/azure/private-link/private-endpoint-dns#on-premises-workloads-using-a-dns-forwarder>

<https://azure.microsoft.com/en-gb/blog/new-enhanced-dns-features-in-azure-firewall-now-generally-available/>

NEW QUESTION 100

- (Topic 3)

You have an Azure subscription that contains the resources shown in the following table.

Name	Type	Description
VNet1	Virtual network	Contains a subnet named Subnet1
Subnet1	Virtual subnet	Part of VNet1
NSG1	Network security group (NSG)	Linked to Subnet1
ASG1	Application security group	Not linked

Subshell contains Three virtual machines that host an app named App1. App1 is accessed by using the SFTP protocol.

From NSG1. you configure an inbound security rule named Rule2 that allows inbound SFTP connections to ASG1.

You need to ensure that the inbound SFTP connections are managed by using ASG1. The solution must minimize administrative effort.

What should you do?

- A. From NSG1. modify the priority of Rule2.
- B. From each virtual machine, associate the network interface to ASG1
- C. From Subnet1 create a subnet delegation.
- D. From ASG1, modify the role assignments.

Answer: B

NEW QUESTION 103

HOTSPOT - (Topic 3)

You are planning an Azure solution that will contain the following types of resources in a single Azure region:

- ? Virtual machine
- ? Azure App Service
- ? Virtual Network gateway
- ? Azure SQL Managed Instance

App Service and SQL Managed Instance will be delegated to create resources in virtual networks.

You need to identify how many virtual networks and subnets are required for the solution. The solution must minimize costs to transfer data between virtual networks.

What should you identify? To answer, select the appropriate options in the answer area. NOTE: Each correct selection is worth one point.

Virtual Networks:

1
2
3
4

Subnets:

1
2
3
4

- A. Mastered
- B. Not Mastered

Answer: A

Explanation:

Virtual Networks:

1
2
3
4

Subnets:

1
2
3
4

NEW QUESTION 108

- (Topic 3)

Note: This question is part of a series of questions that present the same scenario. Each question in the series contains a unique solution that might meet stated goals. Some question sets might have more than one correct solution, while others might not have a correct solution.

After you answer a question in this section, you will NOT be able to return to it. As a result, these questions will not appear in the review screen.

You have an Azure subscription that contains the following resources:

- * A virtual network named Vnet1
- * A subnet named Subnet1 in Vnet1
- * A virtual machine named VM1 that connects to Subnet1
- * Three storage accounts named storage1, storage2, and storage3

You need to ensure that VM1 can access storage1. VM1 must be prevented from accessing any other storage accounts.

Solution: You create a network security group (NSG). You configure a service tag for MicrosoftStorage and link the tag to Subnet1.

Does this meet the goal?

- A. Yes
- B. No

Answer: B

NEW QUESTION 109

- (Topic 3)

Your company has offices in London and Amsterdam. The company has an Azure subscription. Both offices connect to Azure by using a Site-to-Site VPN connection.

The office in Amsterdam uses resources in the North Europe Azure region. The office in New York uses resources in the East US Azure region.

You need to implement ExpressRoute circuits to connect each office to the nearest Azure region. Once the ExpressRoute circuits are connected, the on-premises

computers in the Amsterdam office must be able to connect to the on-premises servers in the New York office by using the ExpressRoute circuits. Which ExpressRoute option should you use?

- A. ExpressRoute Local
- B. ExpressRoute FastPath
- C. ExpressRoute Direct
- D. ExpressRoute Global Reach

Answer: D

Explanation:

Reference:

<https://docs.microsoft.com/en-us/azure/expressroute/expressroute-global-reach>

NEW QUESTION 113

- (Topic 3)

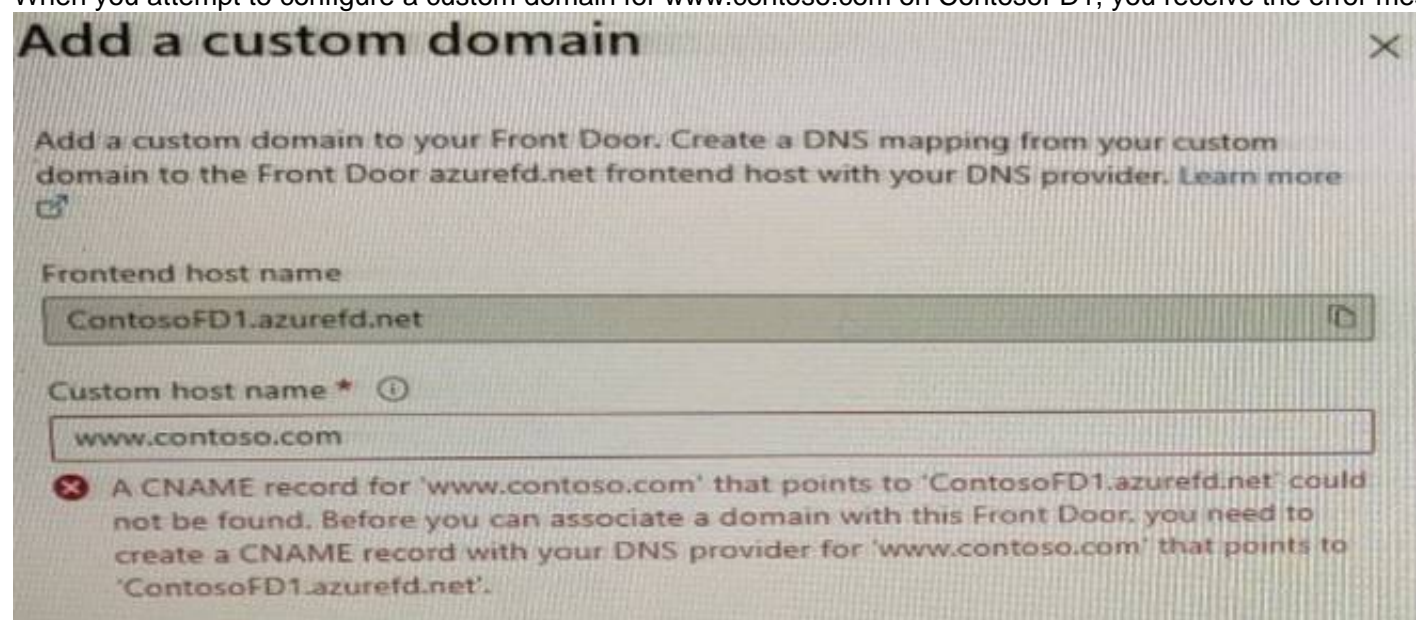
You have a website that uses an FQDN of `www.contoso.com`. The DNS record for `www.contoso.com` resolves to an on-premises web server.

You plan to migrate the website to an Azure web app named Web1. The website on Web1 will be published by using an Azure Front Door instance named ContosoFD1.

You build the website on Web1.

You plan to configure ContosoFD1 to publish the website for testing.

When you attempt to configure a custom domain for `www.contoso.com` on ContosoFD1, you receive the error message shown in the exhibit.



You need to test the website and ContosoFD1 without affecting user access to the on-premises web server.

Which record should you create in the `contoso.com` DNS domain?

- A. a CNAME record that maps `www.contoso.com` to `ContosoFD1.azurefd.net`
- B. a CNAME record that maps `www.contoso.com` to `Web1.contoso.com`
- C. a CNAME record that maps `afdverify.www.contoso.com` to `ContosoFD1.azurefd.net`
- D. a CNAME record that maps `afdverify.www.contoso.com` to `afdverify.ContosoFD1.azurefd.net`

Answer: D

Explanation:

Reference:

<https://docs.microsoft.com/en-us/azure/frontdoor/front-door-custom-domain#map-the-temporary-afdverify-subdomain>

NEW QUESTION 117

- (Topic 3)

You have an Azure Virtual Desktop deployment that has 500 session hosts. All outbound traffic to the internet uses a NAT gateway.

During peak business hours, some users report that they cannot access internet resources. In Azure Monitor, you discover many failed SNAT connections.

You need to increase the available SNAT connections. What should you do?

- A. Add a public IP address.
- B. Bind the NAT gateway to another subnet.
- C. Deploy Azure Standard Load Balancer that has outbound rules.

Answer: A

Explanation:

Reference:

<https://docs.microsoft.com/en-us/azure/virtual-network/nat-gateway/nat-gateway-resource>

NEW QUESTION 122

- (Topic 3)

You have three on-premises networks.

You have an Azure subscription that contains a Basic Azure virtual WAN. The virtual WAN contains a single virtual hub and a virtual network gateway that is limited to a throughput of 1 Gbps.

The on-premises networks connect to the virtual WAN by using Site-to-Site (S2S) VPN connections.

You need to increase the throughput of the virtual WAN to 3 Gbps. The solution must minimize administrative effort. What should you do?

- A. Upgrade the virtual WAN lo the Standard SKU.
- B. Add an additional VPN gateway to the Azure subscription,
- C. Create an additional virtual hub.
- D. Increase the number of gateway scale units.

Answer: D

NEW QUESTION 127

DRAG DROP - (Topic 3)

You have an Azure subscription that contain a viral network named Vnet1 and an Azure SQL database named SQL1 has a private endpoint on Vnet1. You have a partner company named fabrikam, has an Azure subscription that contains a virtual network named Vnet1 and a virtual machine named VM1, VM1 is connected to Vnet2
You need to provide VM1 with accesss to SQL 1 by using an Azure private Link service. What should you implement on each virtual network? To answer, drag the appropriate resources to the correct virtual networks. Each resource may be used once, more than once, or not at all. You may need to drag the split bar between panes or scroll to view content
Note: Each correct selection is worth one point.

Resources

A NAT gateway

A peering link

A private endpoint

A service endpoint

An Azure application gateway

An Azure load balancer

Answer Area

Vnet1:

Vnet2:

- A. Mastered
- B. Not Mastered

Answer: A

Explanation:

Resources

A NAT gateway

A peering link

A private endpoint

A service endpoint

An Azure application gateway

An Azure load balancer

Answer Area

Vnet1: A private endpoint

Vnet2: A peering link

NEW QUESTION 129

DRAG DROP - (Topic 3)

Your on-premises network contains an Active Directory Domain Services {AD DS} domain named contoso.com that has an internal certification authority (CA). You have an Azure subscription.
You deploy an Azure application gateway named AppGwy1 and perform the following actions:

- Configure an HTTP listener.
- Associate a routing rule with the listener.

You need to configure AppGwy1 to perform mutual authentication for requests from domain-joined computers to contoso.com.
Which four actions should you perform in sequence? To answer, move the appropriate actions from the list of actions to the answer area and arrange them in the correct order.

Actions

From AppGwy1, create a routing rule.

From AppGwy1, create a frontend IP configuration.

From AppGwy1, create an SSL profile.

From an on-premises computer, upload a certificate to AppGwy1.

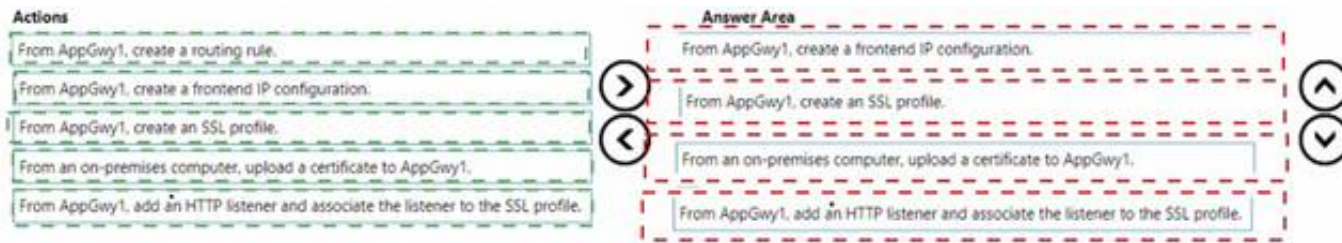
From AppGwy1, add an HTTP listener and associate the listener to the SSL profile.

Answer Area

- A. Mastered
- B. Not Mastered

Answer: A

Explanation:



NEW QUESTION 132

HOTSPOT - (Topic 3)

You have an Azure subscription that contains the resources shown in the following table.

Name	Type	Description
appservice1	Azure App Service	Hosts an app named App1
contoso.com	Azure DNS zone	Resolves name requests from the internet
FD1	Azure Front Door	Standard profile with App1 configured as the origin
KeyVault1	Azure Key Vault	Key vault with Permission model set to Vault access policy
KeyVault2	Azure Key Vault	Key vault with Permission model set to Azure role-based access control

You purchase a certificate for app1.contoso.com from a public certification authority (CA) and install the certificate on appservice1.

You need to ensure that App1 can be accessed by using a URL of https://app1.contoso.com. The solution must ensure that all the traffic for App1 is routed via FD1.

Which type of DNS record should you create, and where should you store the certificate? To answer, select the appropriate options in the answer area.

NOTE: Each correct selection is worth one point

Answer Area

DNS record type: TXT

Store the certificate in: KeyVault2

- A. Mastered
- B. Not Mastered

Answer: A

Explanation:

Answer Area

DNS record type: TXT

Store the certificate in: KeyVault2

NEW QUESTION 136

- (Topic 3)

You have an Azure virtual network named Vnet1 that has one subnet. Vnet1 is in the West Europe Azure region.

You deploy an Azure App Service app named App1 to the West Europe region. You need to provide App1 with access to the resources in Vnet1. The solution must

minimize costs.

What should you do first?

- A. Create a private link.
- B. Create a new subnet.
- C. Create a NAT gateway.
- D. Create a gateway subnet and deploy a virtual network gateway.

Answer: D

Explanation:

Virtual network integration depends on a dedicated subnet.

<https://docs.microsoft.com/en-us/azure/app-service/overview-vnet-integration#regional-virtual-network-integration>

For outgoing traffic from Web App to vnet, it will go through Internet, so the cost not the minimum.

The connection between the Private Endpoint and the Web App uses a secure Private Link. Private Endpoint is only used for incoming flows to your Web App.

Outgoing flows will not use this Private Endpoint, but you can inject outgoing flows to your network in a different subnet through the VNet integration feature.
<https://docs.microsoft.com/en-us/azure/app-service/networking/private-endpoint#conceptual-overview>

NEW QUESTION 137

- (Topic 3)

You have an Azure virtual network named Vnet1 and an on-premises network.

The on-premises network has policy-based VPN devices. In Vnet1, you deploy a virtual network gateway named GW1 that uses a SKU of VpnGw1 and is route-based.

You have a Site-to-Site VPN connection for GW1 as shown in the following exhibit.

Save Discard

Use Azure Private IP Address ⓘ
Disabled Enabled

BGP ⓘ
Disabled Enabled

IPsec / IKE policy ⓘ
Default Custom

Use policy based traffic selector ⓘ
Enable Disable

DPD timeout in seconds * ⓘ
45

Connection Mode ⓘ
☒ Default ☐ InitiatorOnly ☐ ResponderOnly

IKE Protocol ⓘ
IKEv2

You need to ensure that the on-premises network can connect to the route-based GW1. What should you do before you create the connection?

- A. Set Use Azure Private IP Address to Enabled
- B. Set IPsec / IKE policy to Custom.
- C. Set Connection Mode to ResponderOnly
- D. Set BGP to Enabled

Answer: A

NEW QUESTION 141

- (Topic 3)

You have an Azure Web Application Firewall (WAF) policy in prevention mode that is associated to an Azure Front Door instance.

You need to configure the policy to meet the following requirements:

? Log all connections from Australia.

? Deny all connections from New Zealand.

? Deny all further connections from a network of 131.107.100.0/24 if there are more than 100 connections during one minute.

What is the minimum number of objects you should create?

- A. three custom rules that each has one condition
- B. one custom rule that has three conditions
- C. one custom rule that has one condition
- D. one rule that has two conditions and another rule that has one condition

Answer: A

Explanation:

Reference:

<https://docs.microsoft.com/en-us/azure/web-application-firewall/afds/afds-overview>

NEW QUESTION 143

- (Topic 3)

You have an Azure virtual network that contains the subnets shown in the following table.

Name	IP address space
AzureFirewallSubnet	192.168.1.0/24
Subnet2	192.168.2.0/24

You deploy an Azure firewall to AzureFirewallSubnet. You route all traffic from Subnet2 through the firewall. You need to ensure that all the hosts on Subnet2 can access an external site located at https://*.contoso.com. What should you do?

- A. Create a network security group (NSG) and associate the NSG to Subnet2.
- B. In a firewall policy, create an application rule.
- C. In a firewall policy, create a DNAT rule.
- D. In a firewall policy, create a network rule.

Answer: B

NEW QUESTION 148

DRAG DROP - (Topic 3)

You have an Azure Front Door instance named FrontDoor1.

You deploy two instances of an Azure web app to different Azure regions.

You plan to provide access to the web app through FrontDoor1 by using the name app1.contoso.com.

You need to ensure that FrontDoor1 is the entry point for requests that use app1.contoso.com.

Which three actions should you perform in sequence? To answer, move the appropriate actions from the list of actions to the answer area and arrange them in the correct order.

Actions

Add a PTR record to DNS.

Add a CNAME record to DNS.

Add a routing rule to FrontDoor1.

Add a custom domain to FrontDoor1.

Add a rules engine configuration to FrontDoor1.

Answer Area

>

<

- A. Mastered
- B. Not Mastered

Answer: A

Explanation:

Actions

Add a PTR record to DNS.

Add a CNAME record to DNS.

Add a routing rule to FrontDoor1.

Add a custom domain to FrontDoor1.

Add a rules engine configuration to FrontDoor1.

Answer Area

Add a CNAME record to DNS.

Add a custom domain to FrontDoor1.

Add a routing rule to FrontDoor1.

NEW QUESTION 152

HOTSPOT - (Topic 3)

Your company has 10 instances of a web service. Each instance is hosted in a different Azure region and is accessible through a public endpoint.

The development department at the company is creating an application named App1. Every 10 minutes, App1 will use a list of end points and connect to the first available endpoint.

You plan to use Azure Traffic Manager to maintain the list of endpoints.

You need to configure a Traffic Manager profile that will minimize the impact of DNS caching.

What should you configure? To answer, select the appropriate options in the answer area. NOTE: Each correct selection is worth one point.

Answer Area

Traffic Manager algorithm:

Geographic

Multivalue

Priority

Subnet

Endpoint type:

Azure endpoint

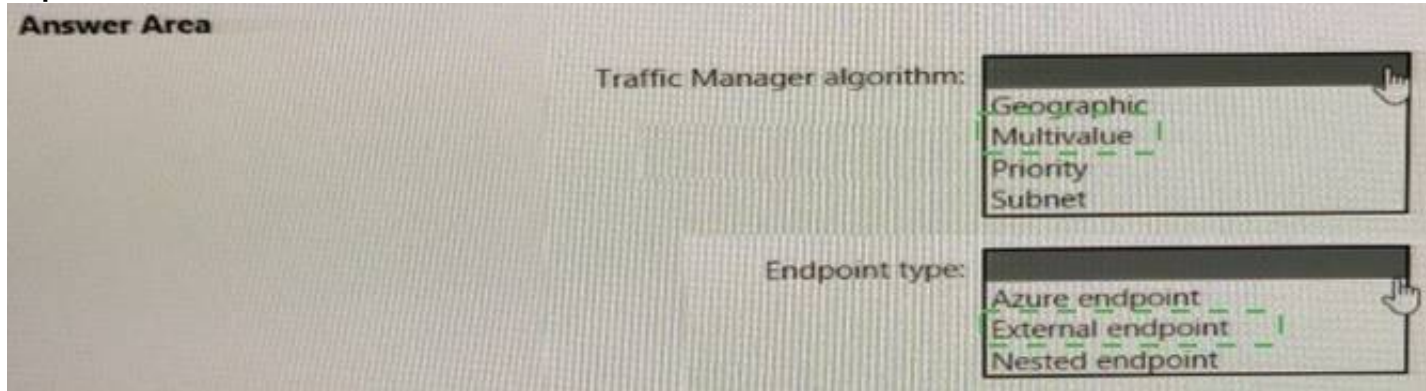
External endpoint

Nested endpoint

- A. Mastered
- B. Not Mastered

Answer: A

Explanation:



NEW QUESTION 157

- (Topic 3)

You have the Azure Traffic Manager profiles shown in the following table.

Name	Routing method
Profile1	Performance
Profile2	Multivalue

You plan to add the endpoints shown in the following table.

Name	Type	Additional settings
Endpoint1	Azure endpoint	Target resource type: App Service
Endpoint2	External endpoint	FQDN or IP: www.contoso.com
Endpoint3	External endpoint	FQDN or IP: 131.107.10.15
Endpoint4	Nested endpoint	Target resource: Profile1

Which endpoints can you add to Profile2?

- A. Endpoint1 and Endpoint4 only
- B. Endpoint1, Endpoint2, Endpoint3, and Endpoint4
- C. Endpoint1 only
- D. Endpoint2 and Endpoint3 only
- E. Endpoint3 only

Answer: A

NEW QUESTION 158

- (Topic 3)

You have an Azure subscription that contains a virtual network named Vnet1. Vnet1 contains 20 subnets and 500 virtual machines. Each subnet contains a virtual machine that runs network monitoring software.

You have a network security group (NSG) named NSG1 associated to each subnet. When a new subnet is created in Vnet1, an automated process creates an additional network monitoring virtual machine in the subnet and links the subnet to NSG1.

You need to create an inbound security rule in NSG1 that will allow connections to the network monitoring virtual machines from an IP address of 131.107.1.15.

The solution must meet the following requirements:

- Ensure that only the monitoring virtual machines receive a connection from 131.107.1.15.
- Minimize changes to NSG1 when a new subnet is created.

What should you use as the destination in the inbound security rule?

- A. a virtual network
- B. an IP address
- C. an application security group
- D. a service tag

Answer: C

NEW QUESTION 161

- (Topic 3)

You have an Azure subscription that contains a virtual network name Vnet1. Vnet1 contains a virtual machine named VM1 and an Azure firewall named FW1.

You have an Azure Firewall Policy named FP1 that is associated to FW1.

You need to ensure that RDP requests to the public IP address of FW1 route to VM1. What should you configure on FP1?

- A. an application rule
- B. a network rule
- C. URL filtering
- D. a DNAT rule

Answer: D

NEW QUESTION 163

- (Topic 3)

You have an Azure Front Door instance named FD1 that is protected by using Azure Web Application Firewall (WAF).

FD1 uses a frontend host named app1.contoso.com to provide access to Azure web apps hosted in the East US Azure region and the West US Azure region.

You need to configure FD1 to block requests to app1.contoso.com from all countries other than the United States.

What should you include in the WAF policy?

- A. a frontend host association
- B. a managed rule set
- C. a custom rule that uses a rate limit rule
- D. a custom rule that uses a match rule

Answer: D

NEW QUESTION 167

- (Topic 3)

You have an Azure subscription that contains the virtual networks shown in the following table.

Name	In resource group	Location
Vnet1	RG1	West US
Vnet2	RG1	Central US
Vnet3	RG2	Central US
Vnet4	RG2	West US
Vnet5	RG3	East US

You plan to deploy an Azure firewall named AF1 to RG1 in the West US Azure region. To which virtual networks can you deploy AF1?

- A. Vnet1 only
- B. Vnet1 and Vnet2 only
- C. Vnet1, Vnet2, and Vnet4 only
- D. Vnet1 and Vnet4 only
- E. Vnet1, Vnet2, Vnet3, and Vnet4

Answer: A

NEW QUESTION 171

HOTSPOT - (Topic 3)

You are planning an Azure Front Door deployment that will contain the resources shown in the following table.

Name	Type
ASP93	App Service plan
Webapp93.azurewebsites.net	App Service
FD93.azurefd.net	Front Door

Users will connect to the App Service through Front Door by using a URL of <https://www.fabrikam.com>. You obtain a certificate for the host name of www.fabrikam.com.

You need to configure a DNS record for www.fabrikam.com and upload the certificate to Azure. What should you do? To answer, select the appropriate options in the answer area. NOTE: Each correct selection is worth one point.

Answer Area

Upload the certificate to:

- A secret in Azure Key Vault
- A certificate in Active Directory Certificate Services (AD CS)
- A custom rule in Azure Web Application Firewall (WAF)
- An enterprise application in Azure AD
- A secret in Azure Key Vault

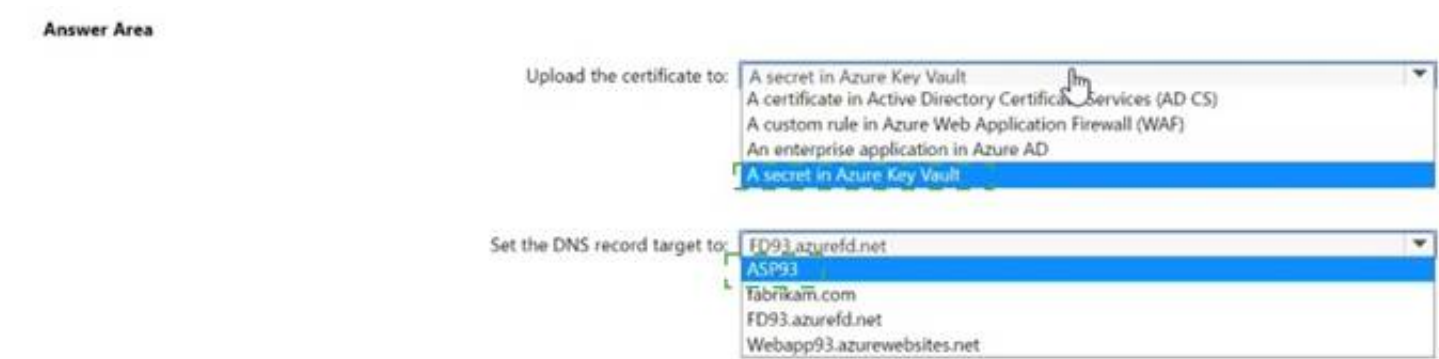
Set the DNS record target to:

- FD93.azurefd.net
- ASP93
- fabrikam.com
- FD93.azurefd.net
- Webapp93.azurewebsites.net

- A. Mastered
- B. Not Mastered

Answer: A

Explanation:



NEW QUESTION 175

- (Topic 3)

You have an Azure virtual network named Vnet1.

You need to ensure that the virtual machines in Vnet1 can access only the Azure SQL resources in the East US Azure region. The virtual machines must be prevented from accessing any Azure Storage resources.

Which two outbound network security group (NSG) rules should you create? Each correct answer presents part of the solution.

NOTE: Each correct selection is worth one point.

- A. an allow rule that has the IP address range of Vnet1 as the source and destination of Sq1.EastUS
- B. a deny rule that has a source of VirtualNetwork and a destination of Sq1
- C. a deny rule that has a source of VirtualNetwork and a destination of 168.63.129.0/24
- D. a deny rule that has the IP address range of Vnet1 as the source and destination of Storage

Answer: CD

Explanation:

Reference:

<https://docs.microsoft.com/en-us/azure/virtual-network/service-tags-overview>

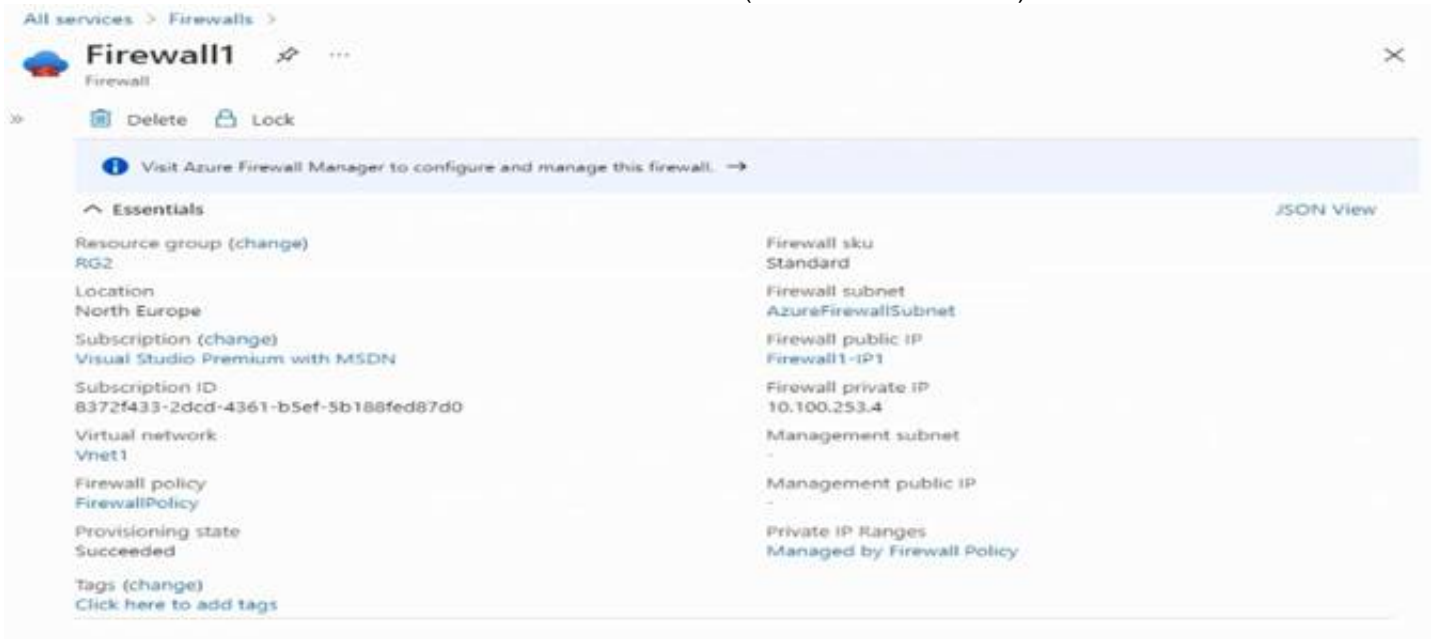
NEW QUESTION 180

HOTSPOT - (Topic 3)

You have the network topology shown in the Topology exhibit. (Click the Topology tab.)



You have the Azure firewall shown in the Firewall 1 exhibit. (Click the Firewall tab.)



You have the route table shown in the RouteTable1 exhibit. (Click the RouteTable1 tab.)

All services > Route tables >

RouteTable1

Route table

Move

Delete

Refresh

Give feedback

Essentials

JSON View

Resource group (change)

RG1

Associations

1 subnet associations

Location

North Europe

Subscription (change)

Visual Studio Premium with MSDN

Subscription ID

8372f433-2dcd-4361-b5ef-5b188fed87d0

Tags (change)

Click here to add tags

Routes

Search routes

Name	Address prefix	Next hop type	Next hop IP address
Route1	10.1.0.0/16	Virtual network gateway	-
Route2	0.0.0.0/0	Virtual appliance	10.100.253.4

Subnets

Search subnets

Name	Address range	Virtual network	Security group
Subnet1	10.100.1.0/24	Vnet1	-

For each of the following statements, select Yes if the statement is true. Otherwise, select No.
NOTE: Each correct selection is worth one point.

Answer Area

Statements	Yes	No
The resources in Subnet1 can connect to the internet through Firewall1.	<input type="radio"/>	<input type="radio"/>
The resources in Subnet1 can connect to the resources in Vnet2.	<input type="radio"/>	<input type="radio"/>
The resources in Subnet2 can connect to the internet through Firewall1.	<input type="radio"/>	<input type="radio"/>

- A. Mastered
- B. Not Mastered

Answer: A

Explanation:

Answer Area

Statements	Yes	No
The resources in Subnet1 can connect to the internet through Firewall1.	<input checked="" type="radio"/>	<input type="radio"/>
The resources in Subnet1 can connect to the resources in Vnet2.	<input type="radio"/>	<input type="radio"/>
The resources in Subnet2 can connect to the internet through Firewall1.	<input type="radio"/>	<input type="radio"/>

NEW QUESTION 184

- (Topic 3)
You are planning an Azure Point-to-Site (P2S) VPN that will use OpenVPN. Users will authenticate by using an on premises Active Directory domain. Which additional service should you deploy to support the VPN authentication?

- A. a certification authority (CA)
- B. a RADIUS server
- C. an Azure key vault
- D. Azure Active Directory (Azure AD) Application Proxy

Answer: B

Explanation:

Reference:
<https://docs.microsoft.com/en-us/azure/vpn-gateway/point-to-site-about>

NEW QUESTION 185

HOTSPOT - (Topic 3)
You have an Azure load balancer that has the following configurations:

- Name:LB1
- Location: East US 2
- SKU: Standard
- Private IP address: 10.3.0.7
- Load balancing rule: rule1 (Tcp/80)
- Health probe: probe1 (Http:80)
- NAT rules; 0 inbound

The backend pool of LB1 has the following configurations:

- Name: backend1

- Virtual network: Vnet1
 - Backend pool configuration: NIC
 - IP version: IPv4
 - Virtual machines: VM1.VM2. VM3:
- You have an Azure virtual machine named VM4 that has the following network configurations:

- Network interface: vm49SI
- Virtual network/subnet: Vnet3/Subnet3
- NIC private IP address: 10.4.0.4
- Accelerated networking: Enabled

For each of the following statements, select Yes if the statement is true. Otherwise, select No.
NOTE: Each correct selection is worth one point.

Answer Area

Statements

To add VM4 to LB1, you must create a new backend pool.

VM1 is connected to Vnet2.

Connections to https://10.3.0.7 will be load balanced between VM1, VM2, and VM3.

Yes

No

☐

☐

☐

☐

☐

☐

- A. Mastered
B. Not Mastered

Answer: A

Explanation:

Answer Area

Statements

To add VM4 to LB1, you must create a new backend pool.

VM1 is connected to Vnet2.

Connections to https://10.3.0.7 will be load balanced between VM1, VM2, and VM3.

Yes

No

☐

☒

☒

☐

☐

☒

NEW QUESTION 187

HOTSPOT - (Topic 3)

You have an Azure virtual network named Vnet1 that contains two subnets named Subnet1 and Subnet2. Both subnets contain virtual machines. You create a NAT gateway named NATgateway1 as shown in the following exhibit.

Home > NAT gateways >

Create network address translation (NAT) gateway ...

✓

Validation passed

- Basics
- Outbound IP
- Subnet
- Tags
- Review + create

Basics

Subscription	Subscription1
Resource group	RG1
Name	NATgateway1
Region	North Europe
Availability zone	-
Idle timeout (minutes)	4

Outbound IP

Public IP address	None
Public IP prefix	(New) NATgateway1-prefix (28)

Subnets

Virtual network	Vnet1
Subnets	None

Tags

None

Use the drop-down menus to select the answer choice that completes each statement based on the information presented in the graphic. NOTE: Each correct selection is worth one point.

Answer Area

NATgateway1 can be linked to [answer choice].

only Vnet1

only GatewaySubnet

only Subnet1 or Subnet2

both Subnet1 and Subnet2

only Vnet1

NATgateway1 is assigned [answer choice].

0 IP addresses

0 IP addresses

1 IP address

2 IP addresses

16 IP addresses

28 IP addresses

- A. Mastered
- B. Not Mastered

Answer: A

Explanation:

Answer Area

NATgateway1 can be linked to [answer choice].

only Vnet1

only GatewaySubnet

only Subnet1 or Subnet2

both Subnet1 and Subnet2

only Vnet1

NATgateway1 is assigned [answer choice].

0 IP addresses

0 IP addresses

1 IP address

2 IP addresses

16 IP addresses

28 IP addresses

NEW QUESTION 191

- (Topic 3)

Note: This question is part of a series of questions that present the same scenario. Each question in the series contains a unique solution that might meet the stated goals. Some question sets might have more than one correct solution, while others might not have a correct solution. After you answer a question in this section, you will NOT be able to return to it. As a result, these questions will not appear in the review screen.

You have an Azure application gateway that has Azure Web Application Firewall (WAF) enabled.
You configure the application gateway to direct traffic to the URL of the application gateway.
You attempt to access the URL and receive an HTTP 403 error. You view the diagnostics log and discover the following error.

```
{
  "timestamp": "2021-06-02T18:13:45+00:00",
  "resourceId": "/SUBSCRIPTIONS/6efbb4a5-d91a-4e4a-b6bf-5bdd6efea73c/RESOURCEGROUPS/RG1/PROVIDERS/MICROSOFT.NETWORK/APPLICATIONGATEWAYS/AGW1",
  "operationName": "ApplicationGatewayFirewall",
  "category": "ApplicationGatewayFirewallLog",
  "properties": {
    "instanceId": "appgw_0",
    "clientIp": "137.135.10.24",
    "clientPort": "",
    "requestUri": "/login",
    "ruleSetType": "OWASP CRS",
    "ruleSetVersion": "3.0.0",
    "ruleId": "920300",
    "message": "Request Missing an Accept Header",
    "action": "Matched",
    "site": "Global",
    "details": {
      "message": "Warning: Match of '\\\\'pm AppleWebKit Android\\\\' against '\\\\'REQUEST_HEADERS:User-Agent\\\\' required. ",
      "data": "",
      "file": "rules\\REQUEST-920-PROTOCOL-ENFORCEMENT.conf",
      "line": "1247"
    }
  },
  "hostname": "app1.contoso.com",
  "transactionId": "d654811d88q7ae198165hg742dd7shc",
  "policyId": "default",
  "policyScope": "Global",
  "policyScopeName": "Global"
}
```

You need to ensure that the URL is accessible through the application gateway. Solution: You configure a custom cookie and an exclusion rule.
Does this meet the goal?

- A. Yes
- B. No

Answer: A

NEW QUESTION 193

DRAG DROP - (Topic 3)

You have an Azure subscription that contains the resources shown in the following table.

Name	Type	Location
WebApp1	Web app	West US
VNet1	Virtual network	East US

The IP Addresses settings for Vnet1 are configured as shown in the exhibit.

Basic

IP Addresses

Security

Tags

Review + create

The virtual network's address space, specified as one or more address prefixes in CIDR notation (e.g. 192.168.1.0/24).

IPv4 address space

10.3.0.0/16

10.3.0.0 - 10.3.255.255 (65536 addresses)

☐ Add IPv6 address space ⓘ

The subnet's address range in CIDR notation (e.g. 192.168.1.0/24). It must be contained by the address space of the virtual network.

+ Add subnet

Remove subnet

<input type="checkbox"/> Subnet name	Subnet address range	NAT gateway
<input type="checkbox"/> Subnet1	10.3.0.0/16	

i Use of a NAT gateway is recommended for outbound internet access from a subnet. You can deploy a NAT gateway and assign it to a subnet after you create the virtual network. [Learn more](#)

You need to ensure that you can integrate WebApp1 and Vnet1.
Which three actions should you perform in sequence before you can integrate WebApp1 and Vnet1? To answer, move the appropriate actions from the list of actions to the answer area and arrange them in the correct order.

Actions	Answer Area
<div>Create a service endpoint</div>	
<div>Deploy a VPN gateway</div>	
<div>Add a private endpoint</div>	
<div>Modify the address space of Vnet1</div>	
<div>Configure a Point-to-Site (P2S) VPN</div>	

- A. Mastered
B. Not Mastered

Answer: A

Explanation:

Actions	Answer Area
<div>Create a service endpoint</div>	<div>Modify the address space of Vnet1</div>
<div>Deploy a VPN gateway</div>	<div>Deploy a VPN gateway</div>
<div>Add a private endpoint</div>	<div></div>
<div>Modify the address space of Vnet1</div>	<div>Configure a Point-to-Site (P2S) VPN</div>
<div>Configure a Point-to-Site (P2S) VPN</div>	

NEW QUESTION 195

- (Topic 3)

Note: This question is part of a series of questions that present the same scenario. Each question in the series contains a unique solution that might meet the stated goals. Some question sets might have more than one correct solution, while others might not have a correct solution. After you answer a question in this section, you will NOT be able to return to it. As a result, these questions will not appear in the review screen. You have an Azure application gateway that has Azure Web Application Firewall (WAF) enabled. You configure the application gateway to direct traffic to the URL of the application gateway. You attempt to access the URL and receive an HTTP 403 error. You view the diagnostics log and discover the following error.

```
{
  "timeStamp": "2021-04-02T18:13:45+00:00",
  "resourceID": "/SUBSCRIPTIONS/489f2hht-se7y-987v-g57l-463hw3479512/RESOURCEGROUPS/rg1/PROVIDERS/MICROSOFT.NETWORK/APPLICATIONGATEWAYS/AGW1",
  "operationName": "ApplicationGatewayFirewall",
  "category": "ApplicationGatewayFirewallLog",
  "properties": {
    "instanceId": "appgw_0",
    "clientIp": "137.135.10.24",
    "clientPort": "",
    "requestUri": "/login",
    "ruleSetType": "OWASP CRS",
    "ruleSetVersion": "3.0.0",
    "ruleId": "920300",
    "message": "Request Missing an Accept Header",
    "action": "Matched",
    "site": "Global",
    "details": {
      "message": "Warning. Match of '\\\\pm AppleWebKit Android\\\\' against '\\\\\"REQUEST_HEADER:User-Agent\\\\' required. ",
      "data": "",
      "file": "rules\\REQUEST-920-PROTOCOL-ENFORCEMENT.conf",
      "line": "1247"
    }
  },
  "hostname": "appl.contoso.com",
  "transactionId": "f7546159yhjk7wall145681f5131t68h7",
  "policyId": "default",
  "policyScope": "Global",
  "popolicyScopeName": "Global",
}
```

You need to ensure that the URL is accessible through the application gateway. Solution: You create a WAF policy exclusion for request headers that contain 137.135.10.24. Does this meet the goal?

- A. Yes
B. No

Answer: B

Explanation:

The parameter here should be RemoteAddr not Request header. <https://docs.microsoft.com/en-us/azure/web-application-firewall/ag/custom-waf-rules-overview#match-variable-required>

NEW QUESTION 200

- (Topic 2)

What should you implement to meet the virtual network requirements for the virtual machines that connect to Vnet4 and Vnet5?

- A. a private endpoint

- B. a virtual network peering
- C. a private link service
- D. a routing table
- E. a service endpoint

Answer: B

Explanation:

There is no virtual network peering between VM4's VNet (VNet3) and VM5's VNet (VNet4). To enable the VMs to communicate over the Microsoft backbone network a VNet peering is required between VNet3 and VNet4.

NEW QUESTION 202

FILL IN THE BLANK - (Topic 2)

You are implementing the Virtual network requirements for Vnet6.

What is the minimum number of subnets and service endpoints you should create? To answer, select the appropriate options in the answer area.

NOTE: Each correct selection is worth one point.

Answer Area

Subnets:

Service endpoints:

- A. Mastered
- B. Not Mastered

Answer: A

Explanation:

2, 4

NEW QUESTION 204

HOTSPOT - (Topic 2)

In which NSGs can you use ASG1 and to which virtual machine network interfaces can you associate ASG1? To answer, select the appropriate options in the answer area.

NOTE: Each correct selection is worth one point.

Answer Area

NSGs:

- ☐ NSG1 only
- ☐ NSG1 and NSG2 only
- ☐ NSG1, NSG2, and NSG5 only
- ☐ NSG1, NSG2, NSG4, and NSG5 only
- ☐ NSG1, NSG2, NSG3, NSG4, and NSG5

Virtual machines:

- ☐ VM2 only
- ☐ VM2 and VM5 only
- ☐ VM2, VM4, and VM5 only
- ☐ VM2, VM3, VM4, and VM5

- A. Mastered
- B. Not Mastered

Answer: A

Explanation:

NGS1 only VM2, VM3, VM4 and VM5

NEW QUESTION 207

- (Topic 1)

You need to provide access to storage2. The solution must meet the PaaS networking requirements and the business requirements.

Which connectivity method should you use?

- A. a service endpoint
- B. a private endpoint
- C. Azure Firewall
- D. Azure Front Door

Answer: A

NEW QUESTION 211

HOTSPOT - (Topic 1)

You need to recommend a configuration for the ExpressRoute connection from the Boston datacenter. The solution must meet the hybrid networking requirements and business requirements.

What should you recommend? To answer, select the appropriate options in the answer area.

NOTE: Each correct selection is worth one point.

Set the ExpressRoute gateway type to:

	▼
High Performance (ERGW2AZ)	
Standard Performance (ERGW1AZ)	
Ultra Performance (ERGW3AZ)	

To minimize latency of traffic to Vnet2:

	▼
Create a dedicated ExpressRoute circuit for Vnet2	
Connect Vnet2 directly to the ExpressRoute circuit	
Configure gateway transit for the peering between Vnet1 and Vnet2	

- A. Mastered
- B. Not Mastered

Answer: A

Explanation:

For the first question, only ExpressRoute GW SKU Ultra Performance support FastPath feature.

For the second question, vnet1 will connect to ExpressRoute gw, once Vnet1 peers with Vnet2, the traffic from on-premise network will bypass GW and Vnet1, directly goes to Vnet2, while this feature is under public preview.

====Reference

ExpressRoute virtual network gateway is designed to exchange network routes and route network traffic. FastPath is designed to improve the data path performance between your on-premises network and your virtual network. When enabled, FastPath sends network traffic directly to virtual machines in the virtual network, bypassing the gateway.

To configure FastPath, the virtual network gateway must be either: Ultra Performance
ErGw3AZ

VNet Peering - FastPath will send traffic directly to any VM deployed in a virtual network peered to the one connected to ExpressRoute, bypassing the ExpressRoute virtual network gateway.

<https://docs.microsoft.com/en-us/azure/expressroute/about-fastpath> Gateway SKU

<https://docs.microsoft.com/en-us/azure/expressroute/expressroute-about-virtual-network-gateways>

NEW QUESTION 215

.....

Thank You for Trying Our Product

* 100% Pass or Money Back

All our products come with a 90-day Money Back Guarantee.

* One year free update

You can enjoy free update one year. 24x7 online support.

* Trusted by Millions

We currently serve more than 30,000,000 customers.

* Shop Securely

All transactions are protected by VeriSign!

100% Pass Your AZ-700 Exam with Our Prep Materials Via below:

<https://www.certleader.com/AZ-700-dumps.html>