

Microsoft

Exam Questions mb-300

Microsoft Dynamics 365 Unified Operations Core



NEW QUESTION 1

- (Topic 6)

You are a Dynamics 365 for Finance and Operations system administrator for a United States-based corporation that is expanding to other regions.

You set up a new legal entity for Brazil.

You need to enable localization for Brazil in the new legal entity. What should you do?

- A. Create a new Lifecycle Services project.
- B. Create a new entity with your corporate address in the system, and then update the address to the Brazil office address.
- C. Create a new legal entity with the Brazil office address in the system, and then set preferences according to the user.
- D. Create a new configuration key and associate it with the Brazil localization.
- E. Create a new entity in the system with your corporate address and set the user language preferences for Brazil.

Answer: B

NEW QUESTION 2

- (Topic 6)

Note: This question is part of a series of questions that present the same scenario. Each question in the series contains a unique solution that might meet the stated goals. Some question sets might have more than one correct solution, while others might not have a correct solution.

After you answer a question in this section, you will NOT be able to return to it. As a result, these questions will not appear in the review screen.

You are a Dynamics 365 for Finance and Operations system administrator. You have a test environment that is used by several people at any given time.

You create a new data entity in your development and migrate the code to the test environment. In the test environment, you are unable to find the data entity in the list. You need to locate the data entity.

Solution: Enable the Public API check box in the data entity. Does the solution meet the goal?

- A. Yes
- B. No

Answer: B

NEW QUESTION 3

SIMULATION - (Topic 6)

You are a functional consultant for Contoso Entertainment System USA (USMF).

You need to ensure that when you purchase item number 1000 named Surface Pro 128GB, you can request a single unit or a box of eight units.

To complete this task, sign in to the Dynamics 365 portal.

- A. Mastered
- B. Not Mastered

Answer: A

Explanation:

You need to configure a Unit of Measure for the box of eight units and another Unit of Measure for the single unit if one doesn't already exist.

? Navigate to item number 1000.

? Select Item > Units of Measure.

? Click New.

? In the Code field, select an appropriate code such as Carton.

? In the QTY per unit of measure field, enter 8.

? There is likely to be a default Unit of Measure for purchasing a single unit. If there isn't, click New again.

? Select the PCS for the Code and enter 1 for the QTY per unit of measure.

NEW QUESTION 4

SIMULATION - (Topic 6)

You are a functional consultant for Contoso Entertainment System USA (USMF).

You need to create a new number sequence named Fabrikam that will be used to invoice a new customer. The sequence number must support the manual entry of invoice numbers.

To complete this task, sign in to the Dynamics 365 portal.

- A. Mastered
- B. Not Mastered

Answer: A

Explanation:

? Go to Navigation pane > Modules > Organization administration > Number sequences > Number sequences.

? Select Number sequence.

? In the Number sequence code field, type a value.

? In the Name field, type Fabrikam.

? In the Segments section, click Add.

? Select Alphanumeric and enter a value such as #### (for a four-digit number)

? In the General section, ensure that Manual is set to Yes.

? Under Number Allocation, enter 1 in the Smallest field.

? Click Save to save the number sequence.

NEW QUESTION 5

HOTSPOT - (Topic 6)

You are the system administrator of a Dynamics 365 Finance system. You review the configuration of batch jobs in the system. You need to complete the configuration to meet the requirements. Which features should you configure? To answer, select the appropriate options in the answer area. NOTE: Each correct selection is worth one point.

Requirement	Feature
System maintenance jobs must run outside business hours.	<div><div></div><div>active periods</div><div>system job parameters</div><div>working time templates</div></div>
Define the processing order of batch jobs.	<div><div></div><div>active periods</div><div>scheduling priority</div><div>throttling priority mapping</div></div>
Inform the IT support team when a critical job fails.	<div><div></div><div>alerts</div><div>database logging</div><div>email broadcast</div></div>

- A. Mastered
- B. Not Mastered

Answer: A

Explanation:

Box 1: active periods Active batch periods

With the release of Platform update 21, an additional level of control over when batch jobs execute is now available. Previously, it was only possible to schedule a batch job to execute every hour for a specified number of hours or until a given date. Administrators can now provide information for an additional active period, such as in the following scenarios:

? Specifying time ranges during which jobs within a batch group can start execution.

? Selecting to run batch jobs outside of office hours only.

? Setting the recurrence for anytime within the active period. For example, you administrator might select to run the batch jobs every hour, but only between the hours of 6:00 PM and 8:00 AM.

Box 2: scheduling priority

In Platform update 31, you can turn on the Batch priority-based scheduling feature in Feature management. Priority-based scheduling decouples batch groups from the batch server and allows you to define priorities for batch groups. It is no longer necessary to assign batch jobs to batch servers. Instead, relative scheduling priorities based on business requirements are used to determine the order in which tasks are run across available batch servers.

Box 3: alerts

Alerts form a notification system for critical events in finance and operations. You can use alerts to stay informed about events that you want to track during the workday. You can set up a set of alert rules so that you're alerted when a batch job ends, ends in error, or is canceled. You can select whether the alerts are emailed to you or appear as notifications in the Action center. Alerts can be set up per batch job and per user.

NEW QUESTION 6

SIMULATION - (Topic 6)

You are a functional consultant for Contoso Entertainment System USA (USMF).

You need to ensure that when a purchase of 10 units of a product named Surface Pro 128GB is initiated, the system can receive an overdelivery of an additional 10 units.

To complete this task, sign in to the Dynamics 365 portal.

- A. Mastered
- B. Not Mastered

Answer: A

Explanation:

You need to allow an overdelivery percentage of 100% to allow overdelivery of 10 units on an order of 10 units. (100% of 10 units is 10 units)

* 1. Navigate to Product information management > Common > Released products. Select the product named Surface Pro 128GB.

* 2. Click Edit in the Action Pane.

* 3. Go to the Purchase tab.

* 4. In the Overdelivery field, enter 100.

* 5. Click Save to save the changes.

NEW QUESTION 7

- (Topic 6)

Note: This question is part of a series of questions that present the same scenario. Each question in the series contains a unique solution that might meet the stated goals. Some question sets might have more than one correct solution, while others might not have a correct solution.

After you answer a question in this section, you will NOT be able to return to it. As a result, these questions will not appear in the review screen.

You are a Dynamics 365 for Finance and Operations system administrator. You have a test environment that is used by several people at any given time.

You create a new data entity in your development and migrate the code to the test environment. In the test

environment, you are unable to find the data entity in the list. You need to locate the data entity.

Solution: In the Data management framework parameter screen, refresh the Entity list. Does the solution meet the goal?

- A. Yes
- B. No

Answer: A

NEW QUESTION 8

- (Topic 6)

Note: This question is part of a series of questions that present the same scenario. Each question in the series contains a unique solution that might meet the stated goals. Some question sets might have more than one correct solution, while others might not have a correct solution.

After you answer a question in this section, you will NOT be able to return to it. As a result, these questions will not appear in the review screen.

You are a Dynamics 365 Finance security administrator.

When starting security setups, users report that certain roles are gaining access to sensitive information via a form in the system.

You must investigate which user roles have what visibility level to system objects, and then send a report to the implementation team to address security compliance concerns.

You need to report the information from the system. Solution: Generate the Role to user assignments report. Does the solution meet the goal?

- A. Yes
- B. No

Answer: B

Explanation:

Reference:

<https://docs.microsoft.com/en-us/dynamics365/fin-ops-core/dev-itpro/sysadmin/security- reports>

NEW QUESTION 9

- (Topic 6)

An asset management company implement Dynamic 365 Finance. You need to evaluate the current security roles to ensure compliance. What should you use?

- A. Segregation of duties rules
- B. Role-based security
- C. Segregation of duties conflicts
- D. Audit workbench

Answer: A

NEW QUESTION 10

- (Topic 6)

A client runs Dynamics 365 Finance.

The client wants to implement supply chain functionality that is fully integrated with the current Dynamics 365 Retail instance.

You need to implement the new functionality. What should you do?

- A. Configure Dynamics 365 Retail integration with Dynamics 365 Finance by using Common Data Service.
- B. Place the Dynamics 365 Retail instance into maintenance mode by using the Dynamics 365 InstanceManagement portal.
- C. Place the Dynamics 365 Retail instance into maintenance mode by using Lifecycle Services.
- D. Clear the Dynamics 365 Finance configuration in the License configuration form.

Answer: A

NEW QUESTION 10

- (Topic 6)

You are implementing Dynamics 365 Finance and build out customizations. You finalize all configurations.

You need to deploy the solution to a Microsoft-managed user acceptance testing (UAT) environment. Costs must be minimized.

What should you do first?

- A. Complete project onboarding in lifecycle Services (LCS).
- B. Upload a new estimate to the subscription estimator.
- C. Purchase a tier 3 UAT environment.
- D. Purchase a tier 5 UAT environment.

Answer: C

Explanation:

User acceptance testing (UAT) can be used in Tiers 2-5 sandbox.

Note: Tiers 2-5 can be purchased to increase performance of the environment. The higher the tier, the more compute and database capacity is reserved for your use.

Reference: <https://learn.microsoft.com/en-us/dynamics365/fin-ops-core/dev-itpro/deployment/cloud-deployment-overview>

NEW QUESTION 14

- (Topic 6)

Note: This question is part of a series of questions that present the same scenario. Each question in the series contains a unique solution that might meet the stated goals. Some question sets might have more than one correct solution, while others might not have a correct solution.

After you answer a question in this section, you will NOT be able to return to it. As a result, these questions will not appear in the review screen.

A company's Dynamics 365 Commerce production instance is updated monthly as new versions of the software are released.

The company needs to identify any potential issues in new releases. They do not have developers to help with this initiative.

You need to implement a way to regression test scenarios.
Solution: Use the SysTest framework to create unit tests for critical business processes. Does the solution meet the goal?

A. Yes
B. No

Answer: B

Explanation:
Reference:
<https://docs.microsoft.com/en-us/dynamics365/fin-ops-core/dev-itpro/perf-test/testing-validation>

NEW QUESTION 17

HOTSPOT - (Topic 6)
You are a Dynamics 365 Finance system administrator.
Account managers need to use workspaces to monitor key pieces of data for customers and to navigate to forms for further actions.
You need to include workspace elements to achieve these needs.
Which design element should you use? To answer, select the appropriate configuration in the answer area.
NOTE: Each correct selection is worth one point.

Task	Presentation
View the number of sales orders that took place within the past seven days for a specific group of customers.	<div><div></div><div>Tiles</div><div>Links</div><div>Favorites</div><div>FactBoxes</div></div>
Provide direct access to forms commonly used by workspace users.	<div><div></div><div>Charts</div><div>Links</div><div>Favorites</div><div>FactBoxes</div></div>

- A. Mastered
B. Not Mastered

Answer: A

Explanation:

Task	Presentation
View the number of sales orders that took place within the past seven days for a specific group of customers.	<div><div></div><div>Tiles</div><div>Links</div><div>Favorites</div><div>FactBoxes</div></div>
Provide direct access to forms commonly used by workspace users.	<div><div></div><div>Charts</div><div>Links</div><div>Favorites</div><div>FactBoxes</div></div>

NEW QUESTION 22

HOTSPOT - (Topic 6)
You are tasked with enhancing usability in the Dynamics 365 for Finance and Operations deployment for your organization.
Your organization is evaluating different approaches, including using workspaces. You need to identify the goals of using workspaces.
Which goals should you identify? To answer, select the appropriate options in the answer area.
NOTE: Each correct selection is worth one point.

Answer Area	
Requirement	Functional use
Visibility	<div>Understand the current state of the light task activity to support informed decisions</div> <div>Display deep information supporting complex task execution</div>
Workspace definition	<div>An initial overview for a specific role to increase productivity</div> <div>A view of complex activities requiring interaction across different roles</div>

- A. Mastered
- B. Not Mastered

Answer: A

Explanation:

Answer Area

Requirement	Functional use
Visibility	Understand the current state of the light task activity to support informed decisions Display deep information supporting complex task execution
Workspace definition	An initial overview for a specific role to increase productivity A view of complex activities requiring interaction across different roles

NEW QUESTION 26

- (Topic 6)

A multinational company plans to implement centralized procurement using purchase requisition workflows. Multiple workflows must be of the same type. Each region must use its own purchase requisition workflow. You need to implement the workflows. What should you do?

- A. Configure Instructions for users
- B. Configure the workflow owner
- C. Configure automated tasks
- D. Configure manual tasks
- E. Add a condition for running the workflow

Answer: E

NEW QUESTION 28

- (Topic 6)

A company implements Dynamics 365 for Finance and Operations.

The company's purchasing agents must be able to create purchase orders for a first-time vendor.

All new vendor requests must be reviewed and approved by the accounts payable manager.

A workflow must send an email to the accounts payable manager and the senior accounts payable clerk notifying both when a vendor application is waiting for approval. The workflow must be configured to account for people changing job roles.

You need to configure the system to meet these requirements. What should you do?

- A. On the Recipient tab, select Use
- B. Then, select the users for the accounts payable manager and the senior accounts payable clerk from the list.
- C. On the Recipient tab, select Workflow use
- D. Then, select the user for purchasing agents from the list.
- E. On the Recipient tab, select Workflow use
- F. Then, select the role for vendor approval from the list.
- G. On the Recipient tab, select Use
- H. Then, select the role for vendor approval from the list.
- I. On the Recipient tab, select Participan
- J. Then, select the role for vendor approval from the list.
- K. On the Recipient tab, select Participan
- L. Then, select the users for the accounts payable manager and the senior accounts payable clerk from the list.

Answer: E

Explanation:

Reference:

<https://docs.microsoft.com/en-us/dynamics365/fin-ops-core/fin-ops/organization-administration/configure-approval-process-workflow>

NEW QUESTION 29

- (Topic 6)

A company is using dual-write to synchronize customer data between Dynamic 365 and Dynamic 365 Finance.

During an unplanned maintenance windows for Dynamics 365 Finance synchronization of customer data was interrupted. The interrupted caused multiple errors and a loss of new requests.

You need to prevent errors and data loss from recurring. What should you do?

- A. Use catch-up errors.
- B. Select re-run execution.
- C. Skip initial sync.
- D. Enable an alert condition.

Answer: D

NEW QUESTION 31

HOTSPOT - (Topic 6)

You are a project manager using Dynamics 365 for Finance and Operations Lifecycle Services (LCS).

You must be able to identify and publish gaps within your normal delivery schedule.

You need to determine whether your organization has the minimum requirements in place to use Business Process Modeler (BPM).

Which prerequisites are required to use Business Process Modeler? To answer, select the appropriate options in the answer area.

NOTE: Each correct selection is worth one point.

Applications	Prerequisite
Choose the BPM prerequisites	<div><div></div><div>Microsoft Azure DevOps</div><div>Dynamics 365 Voice of the Customer</div><div>Dynamics 365 Project Service Automation</div></div>
Use the BPM-compatible application to generate documentation for business processes	<div><div></div><div>Microsoft Word</div><div>Microsoft Excel</div><div>Microsoft Visio</div><div>Microsoft Azure DevOps</div></div>
Open business process diagrams with this BPM-compatible application	<div><div></div><div>Microsoft Word</div><div>Microsoft Excel</div><div>Microsoft Visio</div><div>Microsoft Azure DevOps</div></div>

- A. Mastered
- B. Not Mastered

Answer: A

Explanation:

References:
<https://docs.microsoft.com/en-us/dynamics365/unified-operations/dev-itpro/lifecycle-services/bpm-overview>

NEW QUESTION 35

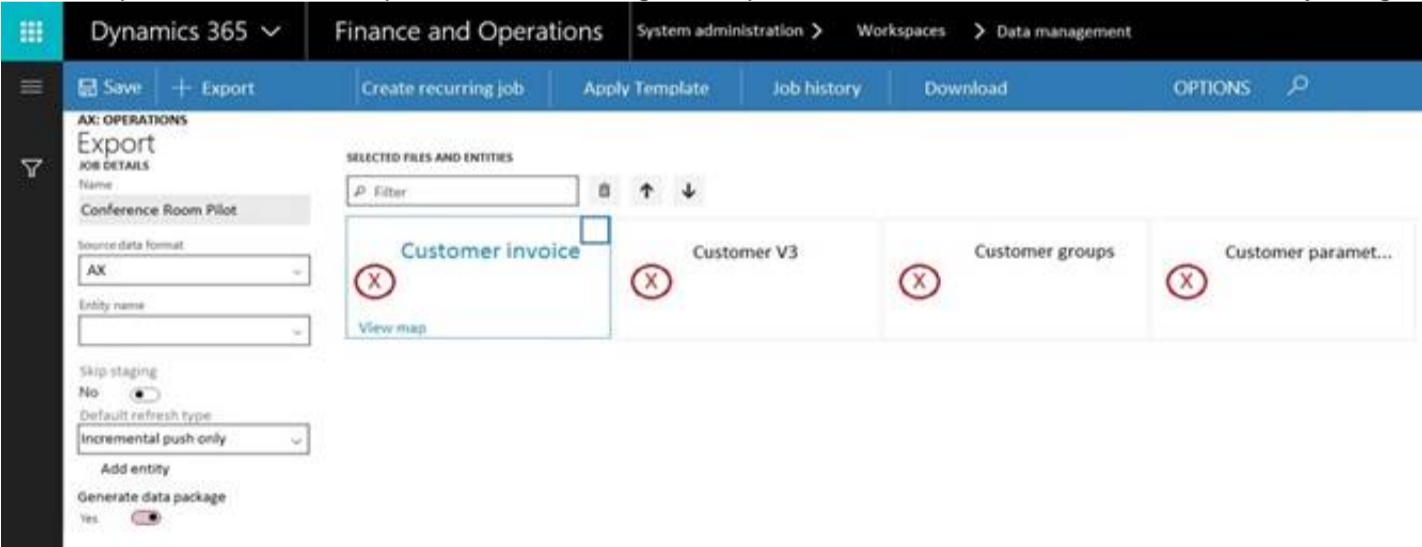
- (Topic 6)
A company plans to implement Dynamics 365 Supply Chain Management in the next twelve months. The IT manager is planning user testing. The manager needs to ensure that only the core configurations exist. Transactions will be added with a subsequent upload of master data for additional testing. You need to identify how to ensure only the core configurations exist in the testing environment. What should you do?

- A. Delete transactions in the production environment.
- B. Copy configurations from Azure Data Lake.
- C. Copy configurations from Lifecycle Services.
- D. Copy configurations from the golden configuration environment.

Answer: D

NEW QUESTION 40

HOTSPOT - (Topic 6)
A company implements Dynamics 365 for Finance and Operations. You set up a conference room pilot. You must configure the pilot with information from another instance by using the Data management tool.



Use the drop-down menus to select the answer choice that answers each question based on the information presented in the graphic. NOTE: Each selection is worth one point.

You receive an error when importing data into the pilot instance. You need to troubleshoot the error. What should you do first?

▼

Set the entity order to Customer parameters, Customer groups, Customer V3, Customer invoicing journal
Set Default refresh type to Full push only
Set Skip staging to Yes
Set Generate data package to No

Only a subset of customers is imported into the pilot instance. You need to import all customer data. What should you do?

▼

Set the entity order to Customer parameters, Customer groups, Customer V3, Customer invoicing journal
Set Default refresh type to Full push only
Set Skip staging to Yes
Set Generate data package to No

- A. Mastered
- B. Not Mastered

Answer: A

Explanation:

You receive an error when importing data into the pilot instance. You need to troubleshoot the error. What should you do first?

▼

Set the entity order to Customer parameters, Customer groups, Customer V3, Customer invoicing journal
Set Default refresh type to Full push only
Set Skip staging to Yes
Set Generate data package to No

Only a subset of customers is imported into the pilot instance. You need to import all customer data. What should you do?

▼

Set the entity order to Customer parameters, Customer groups, Customer V3, Customer invoicing journal
Set Default refresh type to Full push only
Set Skip staging to Yes
Set Generate data package to No

NEW QUESTION 45

SIMULATION - (Topic 6)

You are a functional consultant for Contoso Entertainment System USA (USMF). You need to modify which default webpage is displayed when you access the system so that the Employee Self Service Portal is displayed by default. To complete this task, sign in to the Dynamics 365 portal.

- A. Mastered
- B. Not Mastered

Answer: A

Explanation:

? Click the Settings icon in the upper right corner, then click Personalization Settings to open the Set Personal Options page.
? On the General tab, under Select your home page and setting for Get Started paned, configure the Default Pane to be the Employee Self Service Portal.

NEW QUESTION 47

DRAG DROP - (Topic 6)

A company is implementing Dynamics 365 Finance. The company the following requirements:

- * Employees must be able to upload travel receipts from their mobile device.
- * Employees must be able to record effort spent on billable tasks.

Which mobile workspaces should you use? Answer, drag the appropriate mobile workspaces to the correct requirements. Each mobile workspace may be used once, more than once, or not at all. You may need to drag to drag the split bar between panes or scroll to view content.
NOTE: Each correct selection is worth one point.

Mobile workspaces

Expense management

Cost controlling

My team

Project time entry

Answer Area

Requirement	Mobile workspace
Employees must be able to upload travel receipts from their mobile device.	Mobile workspace
Employees must be able to record effort spent on billable tasks.	Mobile workspace

- A. Mastered
- B. Not Mastered

Answer: A

Explanation:

Mobile workspaces

Expense management

Cost controlling

My team

Project time entry

Answer Area

Requirement

Employees must be able to upload travel receipts from their mobile device.
Employees must be able to record effort spent on billable tasks.

Mobile workspaces

Expense management

Project time entry

NEW QUESTION 48

DRAG DROP - (Topic 6)

You design flow control for a complex expense workflow.

The workflow must run the approval process for expense reports simultaneously.

If an expense report is for an amount more than \$1,000, a supervisor must approve the expense report.

You need to design the workflow.

Which flow control elements should you use? To answer, drag the appropriate flow control shapes to the correct requirements. Each flow control shape may be used once, more than once, or not at all. You may need to drag the split bar between panes or scroll to view content.

NOTE: Each correct selection is worth one point.

Flow control shapes

Conditional decision

Manual decision

Parallel activity

Subworkflow

Answer Area

Requirement

Run several processes simultaneously.
Evaluate total amount for expense report.

Flow control shape

Flow control shape

Flow control shape

- A. Mastered
- B. Not Mastered

Answer: A

Explanation:

Flow control shapes

Conditional decision

Manual decision

Parallel activity

Subworkflow

Answer Area

Requirement

Run several processes simultaneously.
Evaluate total amount for expense report.

Flow control shape

Parallel activity

Manual decision

NEW QUESTION 53

HOTSPOT - (Topic 6)

You implement Dynamic 365 Finance. All financial records are stored in QuickBooks 2003 Pro.

You need to import the financial records into Dynamics 365 Finance by using the data management framework.

Which file format should you use? To answer, select the appropriate options in the answer area.

NOTE: Each correct selection is worth one point.

Answer Area

Data type

Entity

Data package

File format

Tab-delimited Excel file

JSON file

BACPAC file

ZIP file

GZ file

RAR file

TAR file

- A. Mastered
- B. Not Mastered

Answer: A

Explanation:

Box 1: Tab-delimited Excel file

If you want to migrate data from other finance solutions, you must either check if an extension is available for that solution or import from Excel.

Box 2: ZIP file

Supported import file formats include .csv, .zip, .txt, .xml, and .xlsx.

NEW QUESTION 55

- (Topic 6)

You assign security roles to users in your company. The security roles contain one or more duty assignments. The purchasing manager role must be able to view payment journals. You need to edit the security configuration to meet the requirement. What should you do?

- A. Create a new security rol
- B. Create a purchasing manager duty and assign it to that rol
- C. Then assign the duty to the user.
- D. Create a new privileg
- E. Assign the View only permission to the privileg
- F. Then assign the privilege to the user.
- G. Edit the existing role and assign the View payment journal transactions permission level.

- H. Edit the duty to view only on the payment journa
I. The duty is assigned to the purchasing manager role.

Answer: D

Explanation:

Reference:

<https://docs.microsoft.com/en-us/dynamics365/fin-ops-core/dev-itpro/sysadmin/role-based-security>

NEW QUESTION 60

- (Topic 6)

A company plans to create a global address book and additional address books for each line of business. You need to help add parties to the address books. What party types can you use for both the global address book and the additional address books? NOTE: Each correct selection is worth one point.

- A. Customer
B. Vendor
C. Person
D. Competitor
E. Organization

Answer: CE

Explanation:

<https://docs.microsoft.com/en-sg/dynamics365/unified-operations/fin-and-ops/organization-administration/overview-global-address-book?toc=%2Fdynamics365%2Funified-operations%2Ftalent%2Ftoc.json>

NEW QUESTION 63

- (Topic 6)

You are a Dynamics 365 Finance system administrator.

A user is reporting an issue with the Sales Order form. The UI for the form is not loading properly, and there are some performance issues. The object was working fine until the most recent update release. The who personalized this form is using Microsoft Edge. No other users are reporting issues.

You need to resolve the issue. What should you do?

- A. Delete the sales form object in the usage data form.
B. Open the form in a new Microsoft Edge InPrivate session.
C. Reimport and compile the AOT object causing issues.
D. Rebuild the system indexes.

Answer: D

NEW QUESTION 68

- (Topic 6)

Note: This question is part of a series of questions that present the same scenario. Each question in the series contains a unique solution. Determine whether the solution meets the stated goals. Some question sets might have more than one correct solution, while others might not have a correct solution.

After you answer a question in this section, you will NOT be able to return to it. As a result, these questions will not appear in the review screen.

A third-party logistics company uses Dynamics 365 Supply Chain Management to manage its warehouses.

Customers send items to the company's warehouse for controlled storage. Once a month, customers send the company an email with an attachment containing new items entered in a standardized Excel template.

The company must be able to do the following:

- Migrate the data into Dynamics 365 Supply Chain Management
- Avoid using Dynamics 365 Supply Chain Management system forms to enter the data. You need to identify the configuration and tool to assist with entering the data into the system.

Solution: Create a data template. Import the data into Dynamics 365 Supply Chain Management by using the Data management workspace.

Does the solution meet the goal?

- A. Yes
B. No

Answer: A

NEW QUESTION 73

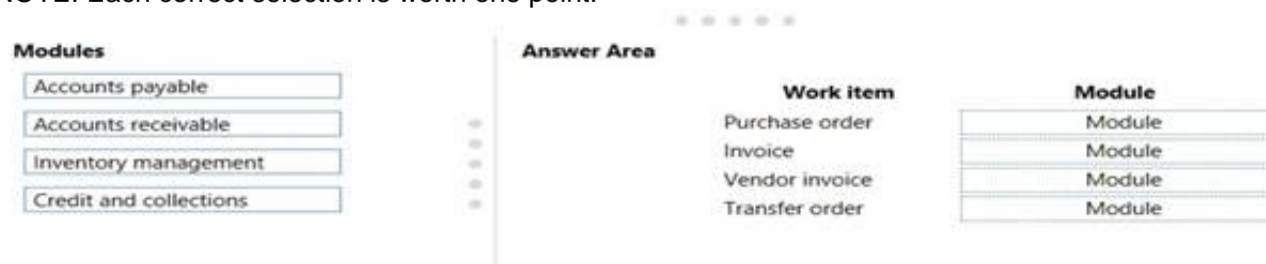
DRAG DROP - (Topic 6)

An organization implements Dynamics 365 for Finance and Operations. You need to determine where work items originate.

From which module do the following work items originate? To answer, drag the appropriate

modules to the correct work items. Each module may be used once, more than once, or not at all. You may need to drag the split bar between panes or scroll to view content.

NOTE: Each correct selection is worth one point.




The interface shows a drag-and-drop activity. On the left, under the heading 'Modules', there is a list of four modules: 'Accounts payable', 'Accounts receivable', 'Inventory management', and 'Credit and collections'. Each module is in a box with a small circle on its left side for dragging. In the center, under the heading 'Answer Area', there is a table. The table has two columns: 'Work item' and 'Module'. The 'Work item' column lists four items: 'Purchase order', 'Invoice', 'Vendor invoice', and 'Transfer order'. The 'Module' column has four empty rows, each with a 'Module' header and a small circle on its left side for dragging. On the right, under the heading 'Module', there is a list of four modules: 'Accounts payable', 'Accounts receivable', 'Inventory management', and 'Credit and collections'. Each module is in a box with a small circle on its left side for dragging.

A. Mastered

B. Not Mastered

Answer: A

Explanation:



NEW QUESTION 76

- (Topic 6)

Note: This question is part of a series of questions that present the same scenario. Each question in the series contains a unique solution. Determine whether the solution meets the stated goals. Some question sets might have more than one correct solution, while others might not have a correct solution.

After you answer a question in this section, you will NOT be able to return to it. As a result, these questions will not appear in the review screen.

You are a Dynamics 365 Finance sales manager. You use a Power BI dashboard that shows near-real-time sales data from reports and tiles.

It is impractical to keep switching between multiple applications.

You need to configure a way to access the Power BI reports within the Dynamics 365 Finance client.

Solution: Import the Power BI reports through Lifecycle Services and pin it to your workspace.

Does the solution meet the goal?

A. Yes

B. No

Answer: B

Explanation:

Reference:

<https://docs.microsoft.com/en-us/dynamics365/fin-ops-core/dev-itpro/analytics/pin-power-bi-reports>

NEW QUESTION 77

SIMULATION - (Topic 6)

You are a functional consultant for Contoso Entertainment System USA (USMF). You plan to implement a purchase order (PO) change management solution.

You need to configure the system to ensure that users can review a history of the changes made to POs by using approval workflows.

To complete this task, sign in to the Dynamics 365 portal.

A. Mastered

B. Not Mastered

Answer: A

Explanation:

? Navigate to Procurement and sourcing > Setup > Procurement and sourcing parameters > General tab

? Under Change Management For Purchase Orders, click the slider for Activate

change management to set it to Yes.

? Click the slider for Allow override of settings per supplier to set it to No.

NEW QUESTION 80

SIMULATION - (Topic 6)

You are a functional consultant for Contoso Entertainment System USA (USMF). You plan to import customers from an old legacy system to USMF.

You need to identify the format used for the customer details v2 entity by creating an export job. The solution must use a Microsoft Excel data format and Contoso Europe. To validate your results, save the file in Microsoft Excel format to the Downloads\Customer folder.

To complete this task, sign in to the Dynamics 365 portal.

NOTE: To complete this task, you must configure the Shared working directory for the Framework parameters to C:\users\public\documents\.

A. Mastered

B. Not Mastered

Answer: A

Explanation:

? Navigate to System Administration > Workspaces > Data management.

? Click the Framework parameters tile.

? In the Shared working directory field, enter C:\users\public\documents\ then click Validate.

? Click the Export tile.

? In the Name field, enter a name for the export job.

? In the Entity Name field, select the Customer details v2 entity.

? Click on Add entity.

? In the Target data format field, select EXCEL.

? Set the Skip staging option to No.

? Click the Add button.

? Click Export to begin the export.

? Click on Download package.

? Select the Downloads\Customer folder as the location to save the downloaded file.

NEW QUESTION 85

HOTSPOT - (Topic 6)

A company that distributes cleaning supplies and chemicals uses Dynamics 365 Supply Chain Management.

The purchasing manager for the chemicals has the following requirements:

- All purchasing agents in the department must have the purchase order list page configured to display vendors for only their buyer group.
- The list page must display only open purchase orders that have a delivery date five days from the current date.

The purchasing manager sets up the buyer group. The department personnel cannot see the changes.

You need to complete the configuration.

What should you do? To answer, select the appropriate options in the answer area.

Requirement	Configuration
Display only open purchase orders five days forward.	<div><div></div><div>Create a saved view. Configure in User options. Use a record template.</div></div>
Allow agents to apply the manager's user interface changes.	<div><div></div><div>Create a saved view. Share a personalization. Add a tile to a workspace.</div></div>

- A. Mastered
B. Not Mastered

Answer: A

Explanation:

Box 1: Create a saved view. A view can be saved.

Note: A view defines:

The columns to be displayed. The width of columns displayed.

How the list of records is sorted by default.

What default filters are applied to restrict which records will appear in the list.

The records that are visible in individual views are displayed in a list, sometimes called a grid, which frequently provides options so that people can change the default sorting, column widths, and filters to more easily see the data that's important to them. Views also define the data source for charts that are used in the application.

Box 2: Share personalization

Sharing personalizations – Users who have full personalization access can export their page personalizations and share them with other users.

NEW QUESTION 86

HOTSPOT - (Topic 6)

HOTSPOT

A company is implementing Dynamics 365 Finance and Dynamics 365 Supply Chain Management. The company is preparing to migrate data to the new systems.

You need to import sales order headers and lines by using a single entity. All legal entities must contain the same setup data.

What should you use? To answer, select the appropriate options in the answer area.

NOTE: Each correct selection is worth one point.

Requirement	Option
Import the sales order header and lines by using a single entity.	<div><div></div><div>Composite entity Data entity Configuration data project</div></div>
Ensure that all legal entities contain the same setup data.	<div><div></div><div>Composite entity Data entity Copy into legal entity Configuration data project</div></div>

- A. Mastered
B. Not Mastered

Answer: A

Explanation:

Requirement

Option

Import the sales order header and lines by using a single entity.

▼

Composite entity

Data entity

Configuration data project

Ensure that all legal entities contain the same setup data.

▼

Composite entity

Data entity

Copy into legal entity

Configuration data project

NEW QUESTION 88

- (Topic 6)

Note: This question is part of a series of questions that present the same scenario. Each question in the series contains a unique solution that might meet the stated goals. Some question sets might have more than one correct solution, while others might not have a correct solution.

After you answer a question in this section, you will NOT be able to return to it. As a result, these questions will not appear in the review screen.

You are a functional consultant who is deploying Dynamics 365 for Finance and Operations.

The implementation must:

- ? Use an iterative approach
- ? Integrate with real-world data
- ? Enforce standards and governance
- ? Implement multiple rounds of feedback

You need to deploy and validate the implementation.

Solution: Deploy the out-of-the-box solution. Enable users to customize the solution based on individual user scenarios.

Does the solution meet the goal?

- A. Yes
- B. No

Answer: B

NEW QUESTION 89

- (Topic 6)

You are preparing to migrate data into Dynamic 365 Supply chain management. You need to identify which tool to use for data migration activities.

NOTE: Each correct selection is worth one point.

- A. Electronic reporting tool
- B. Regression suite automation tool
- C. Data management workspace
- D. Excel workbook designer
- E. Office integration

Answer: CDE

NEW QUESTION 93

SIMULATION - (Topic 6)

You are a functional consultant for Contoso Entertainment System USA (USMF).

You need to assign the Purchasing agent security role to Wayne Samuel Jorden for USMF only.

To complete this task, sign in to the Dynamics 365 portal.

- A. Mastered
- B. Not Mastered

Answer: A

Explanation:

- ? Navigate to System administration > Security > Assign users to roles
- ? Select the Purchasing Agent role.
- ? Click the Manually assign / exclude users button
- ? Select the Wayne Samuel Jorden user account and click the Assign to role button.
- ? Click the Assign organizations button
- ? Select the Grant access to specific organizations option
- ? Select the USMF legal entity and click the Grant button.

NEW QUESTION 94

DRAG DROP - (Topic 6)

A company needs to set up its printers to work with Dynamics 365 for Finance and Operations.

You need to set up the printers for network printing from the Dynamics 365 client browser. Which three actions should be performed in order? To answer, move all actions from the

list of actions to the answer area and arrange them in the correct order.

Actions	Answer Area
Activate the network printers	
Install and configure a document routing agent	
Set up the network printer and assign a static IP	
Register network printers in Finance and Operations	

Navigation arrows: ⬅ ➡

- A. Mastered
- B. Not Mastered

Answer: A

Explanation:

References:

<https://docs.microsoft.com/en-us/dynamics365/unified-operations/dev-itpro/analytics/install-document-routing-agent>

NEW QUESTION 97

- (Topic 6)

You plan a data migration from Dynamics AX 2009 to a Dynamics 365 for Finance and Operations environment.

You need to ensure that you can perform the data migration. What should you do first?

- A. Upgrade the existing on-premises environment to Dynamics 365 for Finance and Operations online
- B. Migrate content to Dynamics POS (Point-of-Sale) 2009
- C. Upgrade the existing on-premises environment to Dynamics AX 2012 R2
- D. Migrate content to Dynamics 365 Business Central

Answer: C

NEW QUESTION 101

- (Topic 6)

You are a Dynamics 365 for Finance and Operations system administrator.

The expense department relies heavily on properly operating workflows. If there is a failure in the workflow, the issue needs to get resolved quickly.

You need to make sure that the system actively tracks the status, so the support team can monitor and take actions against any failures.

What should you do? Each correct answer presents a complete solution. NOTE: Each correct selection is worth one point.

- A. Set the monitoring category of the Workflow message processing batch job to Workflow.
- B. Set the critical job flag of the Workflow message processing batch job to True.
- C. Set the Ignore task failure flag of the Workflow message processing batch job to False.
- D. Set the batch job named Workflow message processing to send an email when the status of the batch job to Workflow.
- E. Set the priority field of the Workflow message processing batch job to 1.

Answer: BCD

NEW QUESTION 104

- (Topic 6)

You are a Dynamics 365 for Finance and Operations system administrator.

Data is being migrated from a customized version of a legacy application to Dynamics 365 for Finance and Operations. Some of the fields in the entity are the same, and some are different.

As a starting point, you need to automatically map as many fields as possible within Dynamics 365 for Finance and Operations.

Which feature or tool should you use?

- A. Use the Mapping visualization tool
- B. Generate source mapping
- C. Use the Data task automation tool
- D. Copy configuration data
- E. Use Data templates

Answer: A

Explanation:

References:

<https://docs.microsoft.com/en-us/dynamics365/unified-operations/dev-itpro/data-entities/data-entities-data-packages?toc=/fin-and-ops/toc.json#mapping>

NEW QUESTION 105

- (Topic 6)

You are a Dynamic 365 Finance sales manager. You use a Power BI dashboard that shows near-real-time sales data from reports and tiles. It is impractical to keep switching between multiple application. You need to configure a way to access the Power BI reports within the Dynamic 365 Finance client. Solution: Include the power BI reports In a Power BI App and pin the Power BI App to your workspace. Does the solution meet the goal?

- A. Yes
- B. No

Answer: B

NEW QUESTION 106

HOTSPOT - (Topic 6)

You are a business process analyst using Dynamics 365 Finance. You develop business processes for your organization. You need to review standard business processes from similar industries and make modifications for your organization. Which business process libraries in Lifecycle Services should you use? To answer, select the appropriate options in the answer area. NOTE: Each correct selection is worth one point.

Requirements

Find standard business processes used by other corporations and industries.

Find processes from other departments.

Tools

Global libraries

Corporate libraries

My libraries

Core business processes

Corporate libraries

Support processes

My libraries

Global libraries

- A. Mastered
- B. Not Mastered

Answer: A

Explanation:

References:
<https://docs.microsoft.com/en-us/dynamics365/fin-ops-core/dev-itpro/lifecycle-services/creating-editing-browsing>

NEW QUESTION 109

HOTSPOT - (Topic 6)

You are a system administrator using Dynamics 365 for Finance and Operations. You work in a project-based organization. Each project has an approval process that will be assigned to different users of the system. Approvals are processed based on documents. Within those documents are different line items. Each line item may have a different approver. You need to validate if the proposed action will satisfy the requirements. For each of the following solutions, select Yes if the action meets the requirements. Otherwise, select No. NOTE: Each correct selection is worth one point.

Answer Area

Action

Yes

No

Configure document types. Configure document management parameters.

○

○

Create a document workflow. Configure line-item workflow elements for the document workflow.

○

○

Create workflow actions for when the document is assigned to the approver.

○

○

Set up reason codes for electronic signatures.

○

○

- A. Mastered
- B. Not Mastered

Answer: A

Explanation:

Answer Area

Action

Yes

No

Configure document types. Configure document management parameters.

Create a document workflow. Configure line-item workflow elements for the document workflow.

Create workflow actions for when the document is assigned to the approver.

Set up reason codes for electronic signatures.

NEW QUESTION 114

FILL IN THE BLANK - (Topic 6)

Note: This question is part of a series of questions that present the same scenario. Each question in the series contains a unique solution. Determine whether the solution meets the stated goals. Some question sets might have more than one correct solution, while others might not have a correct solution. After you answer a question in this section, you will NOT be able to return to it. As a result, these questions will not appear in the review screen. A company is implementing Dynamics 365 Finance. The company has two legal entities in two different regions requiring separate tenants. CompanyA and CompanyB are both implementing Dynamics 365 Finance as separate implementation teams in a staggered approach. CompanyA and CompanyB want to ensure that assets are accessible across the companies and to Microsoft but will not be publicly accessible to other companies. You need to determine how to set up and configure assets to the Lifecycle Services (LCS) Asset library. Solution: Upload assets with a global scope. Does the solution meet the goal?

- A. YES
- B. No

Answer: B

NEW QUESTION 117

HOTSPOT - (Topic 5)

You need to configure the alert configuration for notification1. Which alert configurations should you use? To answer, select the appropriate options in the answer area. NOTE: Each correct selection is worth one point.

Answer Area

Alert configuration

Value

Event type

Create and delete
Update
Due date

Conditions

Current selected record
All records

- A. Mastered
- B. Not Mastered

Answer: A

Explanation:

Box 1: Update
The system must send the following notifications:
* Dedicated concierge representative must be automatically notified when an exchanged product has shipped. The concierge representative must set up the alert.
* External customers must be notified of the new consumer exchanges. The notification must integrate into the customer's third party dashboard and must not be sent as an email notification.
Box 2: Current selected record

NEW QUESTION 119

DRAG DROP - (Topic 6)

You are implementing Dynamics 365 Supply chain Management. Dynamic 365 customer Engagement was deployed to production. You have the following requirement. Upload the initial on-hand quantities into Dynamics 365 Supply Chain management. View on-hand inventory to include current transactions in Dynamics Customer Engagement. You need to manage the on-hand records in the applications. Which features should you use? To answer, drag the appropriate feature to the correct requirements. Each feature may be used once, more than once, or not at all. You may be need to drag the split bar between panes on scroll to view content. NOTE: Each correct selection is worth one point.

Features

Answer Area

Requirement

Feature

Data Management Framework

Upload the initial on-hand quantities into Dynamics 365 Supply Chain Management.

Feature

Dual Write

View on-hand inventory to include current transactions in Dynamics 365 Customer Engagement.

Feature

Excel add-in

Microsoft Dataverse

- A. Mastered
- B. Not Mastered

Answer: A

Explanation:



NEW QUESTION 124

- (Topic 6)

You are responsible for automation efforts in a Dynamics 365 for Finance and Operations environment. You are running into performance issues on a specific Application Object Server (AOS) that is over-used. You need to alter your batch processing of high-demand items to have affinity to a new AOS server. What batch processing component should you change?

- A. Batch task
- B. Batch group
- C. Batch periods
- D. Batch job

Answer: B

Explanation:

Reference:

<https://docs.microsoft.com/en-us/dynamics365/fin-ops-core/dev-itpro/sysadmin/batch-server-overview>

NEW QUESTION 128


DRAG DROP - (Topic 6)

Your company is using a highly customized version of Dynamics 365 for Finance and Operations.

You have identified a new hotfix that will correct several important issues that have caused many user complaints.

You need to determine whether the hotfix will break any customizations.

Which four actions should you perform in sequence? To answer, move the appropriate actions from the list of actions to the answer area and arrange them in the correct order.



- A. Mastered
- B. Not Mastered

Answer: A

Explanation:

References:

<https://docs.microsoft.com/en-us/dynamics365/unified-operations/dev-itpro/migration-upgrade/install-metadata-hotfix-package>

NEW QUESTION 129

- (Topic 6)

Note: This question is part of a series of questions that present the same scenario. Each question in the series contains a unique solution that might meet the stated goals. Some question sets might have more than one correct solution, while others might not have a correct solution.

After you answer a question in this section, you will NOT be able to return to it. As a result, these questions will not appear in the review screen.

You are a functional consultant who is deploying Dynamics 365 for Finance and Operations.

The implementation must:

- ? Use an iterative approach
- ? Integrate with real-world data
- ? Enforce standards and governance
- ? Implement multiple rounds of feedback

You need to deploy and validate the implementation.

Solution: Perform a fit-gap analysis. Configure Dynamics 365 for Finance and Operations to address the functional gap. Deploy the configuration. Does the solution meet the goal?

- A. Yes

B. No

Answer: A

NEW QUESTION 130

- (Topic 6)

You set up Dynamics 365 for Finance and Operations. Your organization will use email with the application.

You need to ensure that email will be sent using typical secure settings. What setting must be set up as specified?

- A. Specify if SSL is required is selected.
- B. Information rights management is enabled.
- C. In-place hold and Litigation hold are enabled.
- D. In-place eDiscovery is enabled.

Answer: A

Explanation:

SMTP settings tab.

On the Email parameters page, note the following settings on the SMTP settings tab.

Server information

SSL required - Determines whether secure transport is used. Typically, this is Yes, except for internal or troubleshooting scenarios.

Etc.

Reference: <https://docs.microsoft.com/en-us/dynamics365/fin-ops-core/fin-ops/organization-administration/configure-email>

NEW QUESTION 131

SIMULATION - (Topic 6)

You are a functional consultant for Contoso Entertainment System USA (USMF). You plan to create several customer approval workflows.

You need to configure the system to support customer approvals. To complete this task, sign in to the Dynamics 365 portal.

- A. Mastered
- B. Not Mastered

Answer: A

Explanation:

? Navigate to Accounts receivable > Setup > Accounts receivable parameters.

? Click the General tab.

? Expand the Customer Approval section.

? Click the slider named Enable customer approvals to Yes.

? Select the entities for which you wish to enable customer approvals.

NEW QUESTION 134

SIMULATION - (Topic 6)

You are a functional consultant for Contoso Entertainment System USA (USMF).

The pallets used by USMF can contain 12 boxes. You need to create a unit of conversion for the boxes.

To complete this task, sign in to the Dynamics 365 portal.

- A. Mastered
- B. Not Mastered

Answer: A

Explanation:

You need to create a unit of measure for the pallet and another unit of measure for the box (if they don't already exist). Then you create a unit conversion.

Create a unit of measure for pallet and box:

? Go to Navigation pane > Modules > Product information management > Released product maintenance.

? Click Units.

? Click New.

? In the Unit field, type a value. Enter the ID or symbol to use when referring to the unit of measure.

? In the Description field, type a value such as Pallet. Enter a descriptive name for the unit of measure in the system language.

? In the Unit class field, select Quantity

? In the Decimal precision field, enter a number. Specify the number of decimals that the converted unit of measure must be rounded to when a calculation is completed

for the unit of measure.

? Click Save.

? Repeat the above steps for Box.

Define unit conversion rules

? On the Action Pane, click Unit conversions. Define rules for converting the unit of measure to and from other units of measure in the selected unit class.

? Click New to open the drop dialog.

? In the Factor field, enter 12. Conversion factor between the From unit (Pallet) and the To unit (Box).

? In the To unit field, select Box.

? In the Rounding field, select To nearest.

? Click OK.

? Close the page.

NEW QUESTION 136

DRAG DROP - (Topic 6)

A company plans to use record templates in its implementation. You need to set up and use record templates.

Which three actions should you perform in sequence to create the record templates? To answer, move the appropriate actions from the list of actions to the

answer area and arrange them in the correct order.

Actions

Answer Area

Use the Record info feature

Create a user template

Create a company accounts template

Change the Record view property

Identify the templated record



- A. Mastered
- B. Not Mastered

Answer: A

Explanation:

References:

<https://docs.microsoft.com/en-us/dynamics365/unified-operations/dev-itpro/data-entities/tasks/create-record-template-facilitate-data-entry?toc=/fin-and-ops/toc.json>

NEW QUESTION 141

SIMULATION - (Topic 6)

You are a functional consultant for Contoso Entertainment System USA (USMF). You plan to import the banking information of a new legal entity to USMF. You need to identify the format used in the bank account entity by creating an export job. The solution must use a Microsoft Excel data format. To validate your results, save the file in Microsoft Excel format to the Downloads\Bank folder. To complete this task, sign in to the Dynamics 365 portal.

- A. Mastered
- B. Not Mastered

Answer: A

Explanation:

- ? Navigate to System Administration > Workspaces > Data management.
- ? Click the Framework parameters tile.
- ? In the Shared working directory field, enter C:\users\public\documents\ then click Validate.
- ? Click the Export tile.
- ? In the Name field, enter a name for the export job.
- ? In the Entity Name field, select the Bank Account entity.
- ? Click on Add entity.
- ? In the Target data format field, select EXCEL.
- ? Set the Skip staging option to No.
- ? Click the Add button.
- ? Click Export to begin the export.
- ? Click on Download package.
- ? Select the Downloads\Bank folder as the location to save the downloaded file.

NEW QUESTION 143

- (Topic 6)

You implement Dynamics 365 Finance.

You must view the number of purchase order that were received and not invoiced. The view must automatically update.

You need to implement the view. What should you use?

- A. workspace tiles
- B. workspace lists
- C. reports
- D. alerts

Answer: A

Explanation:

Reference:

<https://dynamics-tips.com/workspaces-d365-finance-and-operations/>

NEW QUESTION 147

SIMULATION - (Topic 6)

You are a functional consultant for Contoso Entertainment System USA (USMF).

You need to modify the default print management setup for customer invoices to use the PDF format.

To complete this task, sign in to the Dynamics 365 portal.

- A. Mastered
- B. Not Mastered

Answer: A

Explanation:

- ? Go to Navigation pane > Modules > Accounts Receivable Setup > Forms > Form setup
- ? On the General tab, click the Print management button.
- ? In the documents list, expand Customer invoice and select Original <Default>.
- ? In the Destination field, select Printer setup.
- ? In the Print destination settings windows, select File.
- ? Select PDF for the File type.
- ? Click OK to save the changes.

NEW QUESTION 149

HOTSPOT - (Topic 6)

You need to integrate Dynamics 365 Finance data entities with other data stores.

Which integration technologies should you use? To answer, select the appropriate options in the answer area.

NOTE: Each correct selection is worth one point.

Answer Area

Data stores	Integration technology
Microsoft Office	<div><div></div><div>Custom Service Data Management Pipeline Dual-write OData APIs</div></div>
Dynamics 365 mobile app	<div><div></div><div>Custom Service Data Management Pipeline Dual-write OData APIs</div></div>
Interactive file-based import/export	<div><div></div><div>Custom Service Data Management Pipeline Dual-write OData APIs</div></div>
Recurring files	<div><div></div><div>Custom Service Data Management Pipeline Dual-write OData APIs</div></div>
Recurring queues	<div><div></div><div>Custom Service Data Management Pipeline Dual-write OData APIs</div></div>

- A. Mastered
- B. Not Mastered

Answer: A

Explanation:

Answer Area

Data stores	Integration technology
Microsoft Office	<div>▼</div> <div>Custom Service Data Management Pipeline Dual-write OData APIs</div>
Dynamics 365 mobile app	<div>▼</div> <div>Custom Service Data Management Pipeline Dual-write OData APIs</div>
Interactive file-based import/export	<div>▼</div> <div>Custom Service Data Management Pipeline Dual-write OData APIs</div>
Recurring files	<div>▼</div> <div>Custom Service Data Management Pipeline Dual-write OData APIs</div>
Recurring queues	<div>▼</div> <div>Custom Service Data Management Pipeline Dual-write OData APIs</div>

NEW QUESTION 153

DRAG DROP - (Topic 6)

You must migrate product data from a third-party database into Dynamics 365 Finance. The data includes units of measure and accounting currency.

You need to identify the data entity types.

What should use? To answer, drag the appropriate entity types to the correct data. Each entity type may be used once, more than once, or not at all. You may need to drag the split bar between panes or scroll to view content.

NOTE: Each correct selection is worth one point.

Entity types	Data	Entity types
Master		
Reference	Units of measure	
Parameter	Accounting currency	
Transaction		

- A. Mastered
- B. Not Mastered

Answer: A

Explanation:

Entity types	Data	Entity types
Master		
Reference	Units of measure	Reference
Parameter	Accounting currency	Parameter
Transaction		

NEW QUESTION 156

- (Topic 6)
A company uses Dynamics 365 Finance.
User1 is an approver of expense reports. User1 will be on vacation next week.
You need to configure the system to assign a user named User2 temporary permissions to review and approve expense report submissions while User1 is on vacation.
What should you do?

- A. Assign User2 as the approver for expense reports using the workflow designer.
- B. Assign User2 the same user security roles as User1.
- C. Create a delegation rule for User1 for the duration of the vacation period.
- D. Create a delegation rule for User2 for the duration of the vacation period.

Answer: C

Explanation:

Reference:
<https://docs.microsoft.com/en-us/dynamics365/fin-ops-core/fin-ops/organization-administration/tasks/delegate-work-items-workflow>

NEW QUESTION 157

HOTSPOT - (Topic 6)
Your company acquires another company that has a default installation of Dynamics 365 Finance.
A separate environment is configured for each lifecycle phase. The user acceptance testing (UAT) environment has been configured for the maximum amount of compute and database capacity.
You need to identify the environment tier aligned with each lifecycle phase.
Which environment tier should you select? To answer, select the appropriate options in the answer area.
NOTE: Each correct selection is worth one point.

Answer Area

Lifecycle phase	Environment tier
Evaluation and analysis	<div><div></div><div>Tier 1</div><div>Tier 2</div><div>Tier 3</div><div>Tier 4</div><div>Tier 5</div></div>
Customize	<div><div></div><div>Tier 1</div><div>Tier 2</div><div>Tier 3</div><div>Tier 4</div><div>Tier 5</div></div>
Golden configuration	<div><div></div><div>Tier 1</div><div>Tier 2</div><div>Tier 3</div><div>Tier 4</div><div>Tier 5</div></div>
User acceptance testing (UAT)	<div><div></div><div>Tier 1</div><div>Tier 2</div><div>Tier 3</div><div>Tier 4</div><div>Tier 5</div></div>

- A. Mastered
- B. Not Mastered

Answer: A

Explanation:

Box 1: Tier 1
Evaluation and analysis at Tier 1
Here's how the lifecycle maps to the available environments. If you already have environments deployed in your Lifecycle Services project, you can find the Environment Type and Environment Sub type on each environment's details page.

Lifecycle phase	Environment tier	Subscription	Environment types	Environment sub-type
Evaluation and analysis	Tier 1 sandbox	Cloud hosted	Customer-managed	Demo
Customize	Tier 1 sandbox	Cloud hosted or VHD	Customer-managed	Develop
Golden configuration	Tier 1 sandbox	Cloud hosted	Customer-managed	Develop
User acceptance testing (UAT)	Tiers 2-5 sandbox	Microsoft	Microsoft-managed or self-service	Not applicable
Go live	Production	Microsoft	Microsoft-managed or self-service	Not applicable

Table Description automatically generated

Box 2: Tier 1 Customization at Tier 1.

Box 3: Tier 1

Golden config at Tier 1

Box 4: Tier 5

User acceptance testing at Tiers 2-5.

Tiers 2-5 can be purchased to increase performance of the environment. The higher the tier, the more compute and database capacity is reserved for your use.

NEW QUESTION 162

- (Topic 6)

You manage Dynamics 365 Supply Chain Management for a company.

A user is unable to perform a critical business process. The user's permissions must be updated.

You need to identify and resolve the user's missing permissions. Which feature should you use?

- A. Business process modeler
- B. Separation of duties
- C. Data security policies
- D. Security diagnostics for task recordings

Answer: D

NEW QUESTION 165

- (Topic 6)

A hospital plans to deploy a new instance of Dynamics 365 Finance. New users are created regularly. You must add all employees as users of the system and assign the appropriate role to users. Employees who have the initials M.D. after their name must be added to the Medical Doctors role. You schedule the automatic role assignment batch job. You need to complete the role assignment. What should you do?

- A. Add a rule with a query to add employees with M.
- B. initials to the Medical Doctors role.
- C. Select a user who has M.
- D. in the nam
- E. Assign the Medical Doctors rol
- F. Repeat for each user.
- G. Configure segregation of duties for the M.
- H. roles.
- I. Create a role with extended data security and assign it to the M.
- J. employees.

Answer: A

NEW QUESTION 170

HOTSPOT - (Topic 6)

You are a Dynamics 365 for Finance and Operations system administrator. You create different workflows for Canada and the Unites States.

You must create a workflow that sends a notification to the North American workflow administrator with workflow comments in the notification.

You need to configure the workflows.

What option should you select for each scenario? To answer, select the appropriate options in the answer area.

NOTE: Each correct selection is worth one point.

Scenario	Option
Include a notification with workflow-specific data.	Notification texts Work item instructions Placeholders Line-item workflows
Run a different workflow for each region.	Condition Automatic action Parallel activity Automated task
Send an email to a group of users by role when a workflow task is rejected.	Workflow user Participant Queue

- A. Mastered
B. Not Mastered

Answer: A

Explanation:

Scenario	Option
Include a notification with workflow-specific data.	Notification texts Work item instructions Placeholders Line-item workflows
Run a different workflow for each region.	Condition Automatic action Parallel activity Automated task
Send an email to a group of users by role when a workflow task is rejected.	Workflow user Participant Queue

NEW QUESTION 172

HOTSPOT - (Topic 6)

A company sets up a data package to import data by using the data management framework. You have the following data entity sequence.

Definition group entity sequence

Entity	Execution unit ↑	Level in execution unit	Sequence in level	Fail level on error	Fail execution u...
Sales tax codes	1	1	1	<input type="checkbox"/>	<input type="checkbox"/>
Sales tax code values	1	1	2	<input type="checkbox"/>	<input type="checkbox"/>
Sales tax code limits	1	1	3	<input type="checkbox"/>	<input type="checkbox"/>
Sales tax groups	1	1	4	<input type="checkbox"/>	<input type="checkbox"/>
Sales tax group details	1	1	5	<input type="checkbox"/>	<input type="checkbox"/>
Sales tax item groups	1	1	6	<input type="checkbox"/>	<input type="checkbox"/>
Sales tax exempt numbers	2	1	1	<input type="checkbox"/>	<input type="checkbox"/>
Sales tax exempt code	3	1	1	<input type="checkbox"/>	<input type="checkbox"/>
Sales tax reporting codes	4	1	1	<input type="checkbox"/>	<input type="checkbox"/>

Use the drop-down menus to select the answer choice that answers each question based on the information presented in the graphic. NOTE: Each selection is worth one point.

Which data entity will be imported first?

Sales tax item groups
Sales tax code values
Sales tax reporting codes
Sales tax groups

What data entities will start the importing process immediately after the data package is submitted for execution?

All entities in the list
Sales tax codes, sales tax groups, and sales tax item groups only
Sales tax codes, sales tax exempt number, sales tax exempt code, and sales tax reporting codes only
Sales tax codes, sales tax code values, sales tax code limits, sales tax groups, sales tax group details, and sales tax item groups

- A. Mastered
B. Not Mastered

Answer: A

Explanation:

References:

https://docs.microsoft.com/en-us/dynamics365/unified-operations/dev-itpro/data-entities/data-entities-data-packages?toc=/fin-and-ops/toc.json#import

NEW QUESTION 173

DRAG DROP - (Topic 6)

A multinational company has many legal entities and a complex organizational structure. The management of the company wants to set up an organizational hierarchy to help improve efficiency. You need to help create the organizational hierarchy. In which order should you recommend that actions be performed to create an organizational hierarchy? To answer, move all actions from the list of actions to the answer area and arrange them in the correct order.

.....

Actions

Add organizations to the hierarchy

Assign a hierarchy purpose

Create organizations

Create a hierarchy

Plan the organizational model

>

<

Answer Area

⬆

⬇

- A. Mastered
- B. Not Mastered

Answer: A

Explanation:

References:
https://docs.microsoft.com/en-us/dynamics365/unified-operations/fin-and-ops/organization-administration/tasks/create-organization-hierarchy

NEW QUESTION 176

SIMULATION - (Topic 6)

A company named Contoso, Ltd. plans to create a new legal entity for a new division that has a financial period close of March 31. You need to create a new calendar for the planned legal entity. To complete this task, sign in to the Dynamics 365 portal.

- A. Mastered
- B. Not Mastered

Answer: A

Explanation:

- ? Go to Navigation pane > Modules >General Ledger > Ledger Setup > Fiscal Calendars.
- ? Click the New Calendar button.
- ? In the Calendar field, enter a name for the calendar.
- ? In the Description field, enter a description for the calendar.
- ? In the Start of fiscal year field, select April 1st.
- ? In the End of fiscal year field, select March 31st.
- ? In the Length of period field, enter 1.
- ? In the Unit field, select Year.
- ? Click the Create button to create the calendar.

NEW QUESTION 178

DRAG DROP - (Topic 6)

You are using Dynamics 365 Finance and preparing for a service update. You must test the following solution components:
? Sales order entry process
? Dynamics 365 Finance custom development
You need to determine which type of testing is required for the solution components. Which testing types should you use? To answer, drag the appropriate testing types to the correct solution components. Each type may be used once, more than once, or not at all. You may need to drag the split bar between panes or scroll to view content.
NOTE: Each correct selection is worth one point.

Answer Area

Testing types

Performance

Regression

Unit

Solution component

Sales order entry process

Dynamics 365 Finance custom development

Testing type

- A. Mastered
- B. Not Mastered

Answer: A

Explanation:

Answer Area

Testing types	Solution component	Testing type
Performance	Sales order entry process	Regression
Regression	Dynamics 365 Finance custom development	Unit
Unit		

NEW QUESTION 182

DRAG DROP - (Topic 6)

Your company acquires hundreds of partnerships after it purchases a separate company. The separate company stores the partnership records in a legacy system.

You export Partnership and PartnershipGroup files from the legacy system into Microsoft Word format. You create Partnership and PartnershipGroup entities.

You need to import the partnerships into Dynamics 365 for Finance and Operations. Which four actions should you perform in order? To answer, move four actions from the list

of actions to the answer area and arrange them in the correct order.

Actions

Answer Area

Perform the data import.

Convert the Word files to OData format. In the Dynamics 365 client Data management workspace, create a new data project.

In SQL Server Management Studio, use the SQL Server Integration Services import wizard.

In the Visual Studio Finance and Operations project, use the Data entity wizard.

Convert the Word files to CSV format. In the Dynamics 365 client Data management workspace, create a new data project.

For each file, select the entities and upload the files.

Validate all entity data mapping.

>

<

<

>

- A. Mastered
- B. Not Mastered

Answer: A

Explanation:

Actions

Answer Area

Perform the data import.

Convert the Word files to OData format. In the Dynamics 365 client Data management workspace, create a new data project.

In SQL Server Management Studio, use the SQL Server Integration Services import wizard.

In the Visual Studio Finance and Operations project, use the Data entity wizard.

Convert the Word files to CSV format. In the Dynamics 365 client Data management workspace, create a new data project.

For each file, select the entities and upload the files.

Validate all entity data mapping.

>

<

<

>

Convert the Word files to CSV format. In the Dynamics 365 client Data management workspace, create a new data project.

For each file, select the entities and upload the files.

Validate all entity data mapping.

Perform the data import.

NEW QUESTION 186

- (Topic 6)

A company is implementing Dynamics 365 Supply Chain Management.

The company has a customer who is also a vendor. If the customer's address changes the company must make a single change. The change must be reflected for both the customer and vendor records.

You need to configure the system for the customer and vendor address. What should you do?

- A. Create a single party record tanked to Doth the customer and vendor records.
- B. Create a single contact that is scared between the customer and vendor record.
- C. Create separate parry records for both the customer and vendor records.
- D. Create separate party records with a single relationship defined between them

Answer: A

NEW QUESTION 188

HOTSPOT - (Topic 6)

You are migration more than five million records to a new Dynamics 365 instance.

You must optimize data migration jobs and import jobs. You need to establish a migration strategy.

Which values should you use? To answer, select the appropriate options in the answer area.

NOTE: Each correct selection is worth point.

Setting	Value
Change tracking	<div><div></div><div>▼</div><div>Enable</div><div>Disable</div></div>
Set-based processing	<div><div></div><div>▼</div><div>Enable</div><div>Disable</div></div>
Priority-based batch processing	<div><div></div><div>▼</div><div>Enable</div><div>Disable</div></div>
Number of batch threads	<div><div></div><div>▼</div><div>Maximize</div><div>Minimize</div></div>
Import action	<div><div></div><div>▼</div><div>Import Now</div><div>Import in Batch</div></div>

- A. Mastered
- B. Not Mastered

Answer: A

Explanation:

Setting	Value
Change tracking	<div><div></div><div>▼</div><div>Enable</div><div>Disable</div></div>
Set-based processing	<div><div></div><div>▼</div><div>Enable</div><div>Disable</div></div>
Priority-based batch processing	<div><div></div><div>▼</div><div>Enable</div><div>Disable</div></div>
Number of batch threads	<div><div></div><div>▼</div><div>Maximize</div><div>Minimize</div></div>
Import action	<div><div></div><div>▼</div><div>Import Now</div><div>Import in Batch</div></div>

NEW QUESTION 191

HOTSPOT - (Topic 6)

You are a consultant and set up Dynamics 365 for Finance and Operations for local and multinational companies.

You need to establish policy rules for purchasing.

What policy frameworks should you implement for each scenario? To answer, the appropriate options in the answer area.

NOTE: Each correct selection is worth one point.

Scenario	Policy framework
A company is established in the US and Canada. Ensure that employees in the US and Canada buy from different catalogs and vendors.	<div>Purchasing policies are set up at the legal-entity level</div> <div>Purchasing policies are set up at the organizational level</div>
For a large multinational company, ensure that department and global purchasing controls apply to sales users in the UK.	<div>Purchasing policies are set up at the legal-entity level</div> <div>Purchasing policies are set up at the organizational level</div>
Ensure that a specific user can access only the Tools category when the user creates purchase requisitions.	<div>Catalog policy rule</div> <div>Category policy rule</div> <div>Category access policy rule</div>
Ensure that a specific user can access only a subset of vendors for the Tools category.	<div>Catalog policy rule</div> <div>Category policy rule</div> <div>Category access policy rule</div>

- A. Mastered
B. Not Mastered

Answer: A

Explanation:

References:

<https://docs.microsoft.com/en-us/dynamics365/unified-operations/supply-chain/procurement/purchase-policies>

NEW QUESTION 195

DRAG DROP - (Topic 6)

A company implements finance and operations apps.

The company needs to implement master planning and budgeting. You need to recommend which apps the company should implement.

Which apps should you recommend? To answer, drag the appropriate apps to the correct capabilities. Each app may be used once, more than once, or not at all.

You may need to drag the split bar between panes or scroll to view content.

NOTE: Each correct selection is worth one point.

Apps	Answer Area						
Dynamics 365 Supply Chain Management	<table border="1"><thead><tr><th>Capability</th><th>App</th></tr></thead><tbody><tr><td>Master planning</td><td></td></tr><tr><td>Budgeting</td><td></td></tr></tbody></table>	Capability	App	Master planning		Budgeting	
Capability	App						
Master planning							
Budgeting							
Dynamics 365 Finance							
Dynamics 365 Human Resources							

- A. Mastered
B. Not Mastered

Answer: A

Explanation:

Box 1: Dynamics 365 Supply Chain Management

Master planning in is in Dynamics 365 Supply Chain Management.

Master planning uses information from many different areas of the system to determine how much of each item you must purchase and by what date you must purchase the inventory (based on lead times in Dynamics 365 for Supply Chain Management) to fulfill the item requirements on time.

Box 2: Dynamics 365 Finance Budgeting is in Dynamics 365 Finance.

NEW QUESTION 196

- (Topic 6)

A company uses Dynamics 365 Supply Chain Management. You plan to create four model- driven apps to add additional capabilities.

You need to ensure that the apps can consume, share, and modify the same data. What should you use?

- A. Lifecycle Services
B. Master Data Services
C. Common Data Service
D. Power BI Service

Answer: C

Explanation:

Reference:

<https://docs.microsoft.com/en-us/powerapps/maker/data-platform/data-platform-intro>

NEW QUESTION 201

HOTSPOT - (Topic 6)

You want to enhance usability in the Dynamics 365 Finance deployment for an organization.

You need to set up filters to help people find records that are used regularly.

Which filter expressions should you use? To answer, select the appropriate options in the answer area.

NOTE: Each correct selection is worth one point.

Disired result	Filter expression
Is circle or is equal to circle	<div><div></div><div>▼</div><div>circle</div><div>circle*</div><div>circle..</div><div>..circle</div></div>
Does not contain Texas	<div><div></div><div>▼</div><div>!*Texas*</div><div>"!Texas</div><div>"Texas"</div><div>>Texas</div></div>
After metal	<div><div></div><div>▼</div><div>>metal</div><div>metal..</div><div>metal*</div><div><metal</div></div>
Less than or equal to zebra	<div><div></div><div>▼</div><div>..zebra</div><div>>zebra</div><div>zebra*</div><div><zebra</div></div>

- A. Mastered
- B. Not Mastered

Answer: A

Explanation:

Disired result	Filter expression
Is circle or is equal to circle	<div><div></div><div>▼</div><div>circle</div><div>circle*</div><div>circle..</div><div>..circle</div></div>
Does not contain Texas	<div><div></div><div>▼</div><div>!*Texas*</div><div>"!Texas</div><div>"Texas"</div><div>>Texas</div></div>
After metal	<div><div></div><div>▼</div><div>>metal</div><div>metal..</div><div>metal*</div><div><metal</div></div>
Less than or equal to zebra	<div><div></div><div>▼</div><div>..zebra</div><div>>zebra</div><div>zebra*</div><div><zebra</div></div>

NEW QUESTION 202

- (Topic 6)

You are a Dynamics 365 Finance system administrator.

Users report that purchase order numbers are being generated in a non-continuous configuration during bulk purchase order creation.

You need to determine how to improve performance.

Solution: Enable Preallocation for the purchase order number sequence. Does the solution meet the goal?

- A. Yes
- B. No

Answer: A

Explanation:

Reference:

<https://www.dynamics-tips.com/organization-administration/number-sequences-explained>

NEW QUESTION 206

- (Topic 6)

A company uses Dynamics 365 Supply Chain Management.

A batch job that is running in the production environment must be canceled.

You attempt to cancel the batch job. The batch job is not canceled within a reasonable time period.

You need to force the batch job to stop processing. What should you do?

- A. Use the Abort function on the batch task.
- B. Update the recurrence of the batch job.
- C. Set the status of the batch job to Withhold.
- D. Delete the batch job.

Answer: A

Explanation:

Cancel an executing batch job

Complete the following steps to immediately cancel the running task.

? Go to System administration > Inquiries > Batch jobs.

? Select a batch job that has a Status of Canceling.

? On the Batch tasks tab, select Abort on the task, and then select OK.

Note: Sometimes canceling a batch job can take a long time if already executing tasks will take a long time to finish. This option provides a system administrator or batch job manager with the ability to cancel already executing tasks for jobs that are in the process of being canceled. This provides a much faster mechanism to cancel a long running job that is impacting system usage elsewhere.

Reference: <https://docs.microsoft.com/en-us/dynamics365/fin-ops-core/dev-itpro/sysadmin/batch-abort>

NEW QUESTION 208

- (Topic 6)

You are a Dynamics 365 for Finance and Operations system administrator.

You have 50 identified purchase order numbers that are not used in the system and are not being recycled. Why they are missing is unknown. Purchasing operations is currently operating around the clock and no downtime can occur.

You need to use the missing numbers in the system. What should you do?

- A. Run the Number sequence wizard for the purchase order number sequence.
- B. Change the number sequence to manual, then manually assign the number sequences to the new purchase orders.
- C. Change the number sequence to continuous and create the new purchase orders.
- D. Run Automatic cleanup of number sequence and create the new purchase orders.
- E. Change the number sequence to non-continuous and create the new purchase orders.

Answer: D

NEW QUESTION 209

- (Topic 6)

You develop a new purchasing solution for a Dynamics 365 for Finance and Operations environment.

You must provide functional test passes for the purchasing solution.

You need to plan a production environment test flow for the purchasing solution.

What three steps should you verify in the functional passes of the purchasing solution?

- A. Purchase orders are generated
- B. Item requirements are present
- C. Production order processing occurs
- D. Production orders are generated
- E. The item master is designed and released to a legal entity

Answer: ABE

NEW QUESTION 213

- (Topic 6)

You are a Dynamics 365 for Finance and Operations system administrator.

A user is reporting an issue with the Sales Order form. The UI for the form is not loading properly, and there

are some performance issues. The object was working fine until the most recent update release. The user has personalized this form, is using Microsoft Internet Explorer 11, and no other users are reporting issues.

You need to resolve the issue. What should you do?

- A. Export, delete, then reimport the usage data for the sales form object.
- B. Disable and then re-enable the user.

- C. Reset all the usage data for the user.
- D. Reimport and compile the AOT object causing issues.

Answer: C

NEW QUESTION 218

- (Topic 6)

You implement Dynamics 365 for Finance and Operations. The implementation will undergo User Acceptance Testing (UAT).

You create test case recordings. To coordinate testing across multiple environments, UAT must be integrated with Microsoft Azure DevOps.

You need to configure Business process modeler (BPM) and Azure DevOps to complete user acceptance testing.

Which three actions should you perform? Each correct answer presents a complete solution.

NOTE: Each correct selection is worth one point.

- A. Synchronize the BPM library with Azure DevOps
- B. Create a test pass and test case in Azure DevOps
- C. Upload saved Task recorder files to BPM
- D. Create a test plan and test suites in Azure DevOps
- E. Synchronize the BPM library with a Git repo
- F. Upload saved Task recorder files to Azure DevOps

Answer: ACD

Explanation:

References:

<https://docs.microsoft.com/en-us/dynamics365/unified-operations/dev-itpro/lifecycle-services/using-taskguides-and-bpm-to-create-user-acceptance-tests>

NEW QUESTION 221

SIMULATION - (Topic 6)

You are a functional consultant for Contoso Consulting FR (FRSI). FRSI is based in Paris. You need to modify the dashboard to start in FRSI and to use the following settings:

? Country: France

? Time zone: Paris

? Language: French

To complete this task, sign in to the Dynamics 365 portal.

- A. Mastered
- B. Not Mastered

Answer: A

Explanation:

? Click the Gear icon in the top right corner of the page.

? Select User Options from the drop-down menu.

? Click the Preferences tab

? In the Startup section, select FRSI in the Company field.

? Select France in the Country field.

? Select French in the Language field.

? Select Paris in the Time zone field.

? Click Save to save your changes.

NEW QUESTION 226

- (Topic 6)

You manage a Dynamics 365 for Finance and Operations environment. Users report slow queries, deadlocks, and crashes. You need identify which tool to use to troubleshoot. What should you use?

- A. System diagnostics
- B. Environment monitoring
- C. DirectQuery
- D. Microsoft Azure Active Directory Connect Health Agent

Answer: B

Explanation:

Reference:

<https://blogs.msdn.microsoft.com/axsa/2018/06/05/how-to-use-environment-monitoring-view-raw-logs/>

NEW QUESTION 229

- (Topic 6)

Note: This question is part of a series of questions that present the same scenario. Each question in the series contains a unique solution that might meet the stated goals. Some question sets might have more than one correct solution, while others might not have a correct solution.

After you answer a question in this section, you will NOT be able to return to it. As a result, these questions will not appear in the review screen.

You are a functional consultant who is deploying Dynamics 365 for Finance and Operations.

The implementation must:

? Use an iterative approach

? Integrate with real-world data

? Enforce standards and governance

? Implement multiple rounds of feedback

You need to deploy and validate the implementation.

Solution: Use the XPPBP tool to export customizations and scenarios from a development sandbox. Make changes to the sandbox containing users. Deploy from the sandbox to the production environment.

Does the solution meet the goal?

A. Yes

B. No

Answer: B

NEW QUESTION 231

- (Topic 6)

You are asked to trigger a Power Automate flow for an approval for a business process that is not in the business events list.

You need to trigger the Power Automate flow without any code.

What are two possible ways to trigger the Power Automate workflow? Each correct answer presents a complete solution.

NOTE: Each correct selection is worth one point.

A. from a due date alert

B. from a change-based alert

C. from a component in the Dynamics 365 Finance Workflow Designer

D. from an application business event

E. from a user's personalization functionality

Answer: AB

Explanation:

Reference:

<https://docs.microsoft.com/en-us/power-automate/connection-dynamics365> <https://dynamics-tips.com/how-to-use-alerts-d365-finance-and-operations/>

NEW QUESTION 235

- (Topic 6)

You are implementing Dynamics 365 Supply Chain Management.

New sales orders must be evaluated every hour. Warehouse operations managers must be sent an email alert to include new sales orders. The solution must not include custom code development.

You need to use a Power Platform product to implement the solution. Which product should you use?

A. Power Virtual Agents

B. Power Automate

C. Power Apps

D. Power BI

Answer: D

NEW QUESTION 237

DRAG DROP - (Topic 6)

A company uses Dynamics 365 Supply Management.

You must implement a guided process to manage actions that be performed when a customer reports a delivery that includes missing items.

You need to configure case management.

Where should you complete each configuration? To answer, drag the appropriate locations to the correct requirement. Each location may be used once, more than once, or into at all. You may need to drag the split bar between panes scroll to view content.

NOTE: Each correct selection is worth one point.

Locations	Requirement	Location
Case Process	Six tasks must be completed before a case can be resolved.	Location
Case Categories	Ensure that the customer service department is responsible for all cases.	Location
Case Workflow	The customer must be called after a case is resolved to gather feedback and confirm satisfaction.	Location
Case category type security		

A. Mastered

B. Not Mastered

Answer: A

Explanation:

Box 1: Case Process

You should set up processes that employees must follow for the cases that are opened in your organization. Processes help guarantee consistency for the people who are involved in cases, and also help employees resolve cases faster and more efficiently. You can set up a process for each case category that cases are assigned to. Although planning a separate process for each case type takes time, case resolution will go much more smoothly if the processes are planned out.

Box 2: Case category security Case category security by role

Only appropriate employees in an organization should have access to cases and related information. To control which employees have access to view, create, and update different types of cases, you can assign security roles to case category types. You must determine which security roles should have access to the various case category types.

Box 3: Case workflow
You can setup cases in a deeper way by using workflows in Organization administration.

NEW QUESTION 240

- (Topic 6)
You develop a Power Apps app that allows users to upload images. The app automatically resizes images and adds metadata tags to uploaded images. The app must automatically tag images of checks within Dynamics 365 Finance. You must enable access to the Power App from Finance and pass a variable to indicate context to the app. Pop-up blockers are enabled on all user devices. You need to configure the app. What are two possible ways to achieve the goal? Each correct answer presents a complete solution. NOTE: Each correct selection is worth one point.

- A. Add the app by using the Power Apps button on the standard Action pane.
- B. Use JavaScript to open a modeless dialo
- C. Pass the context with a querystring value.
- D. Use JavaScript to open a new modal dialo
- E. Pass the context with a querystring value.
- F. Embed the app on a page as a FastTab.
- G. Create a Power Automate flow that sends an email with a link to open the app.

Answer: AD

Explanation:

Reference:
<https://docs.microsoft.com/en-us/dynamics365/fin-ops-core/fin-ops/get-started/embed-power-apps?toc=/dynamics365/commerce/toc.json>

NEW QUESTION 243

HOTSPOT - (Topic 6)
You set up a new instance of Dynamics 365 for Finance and Operations. Your company sells widgets in cases of 12 units and pallets of 144 cases. You need to establish the units of measure. Which parameter is used to detail the units of measure? To answer, select the detail to match the parameter in the answer area. NOTE: Each correct selection is worth one point.

Parameter	Detail
Unit class	<div>Quantity</div> <div>Mass</div> <div>Area</div>
From unit in widgets-per-case conversion	<div>Unit</div> <div>Case</div> <div>Pallet</div> <div>Widgets</div>
To unit in cases-per-pallet conversion	<div>Unit</div> <div>Case</div> <div>Pallet</div> <div>Widgets</div>

- A. Mastered
- B. Not Mastered

Answer: A

Explanation:

References:
<https://docs.microsoft.com/en-us/dynamicsax-2012//unit-conversions- form?redirectedfrom=MSDN>

NEW QUESTION 246

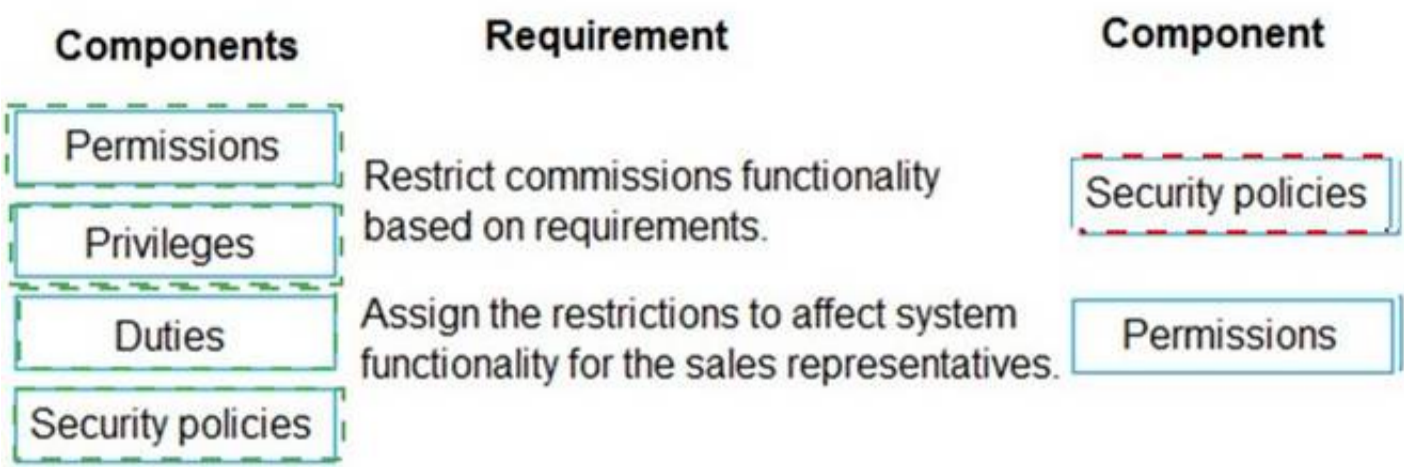
DRAG DROP - (Topic 4)
You need to implement commission restrictions. What should you use to meet each requirement? To answer, drag the appropriate components to the correct requirements. Each component may be used once, more than once, or not at all. You may need to drag the split bar between panes or scroll to view content. NOTE: Each correct selection is worth one point.

Components	Requirement	Component
<div>Permissions</div>	Restrict commissions functionality based on requirements.	<div></div>
<div>Privileges</div>		
<div>Duties</div>	Assign the restrictions to affect system functionality for the sales representatives.	<div></div>
<div>Security policies</div>		

- A. Mastered
- B. Not Mastered

Answer: A

Explanation:



NEW QUESTION 248

- (Topic 3)

You need to implement a solution for importing core system data.

Which two tools should you use? Each correct answer presents part of the solution. NOTE: Each correct selection is worth one point.

- A. Data Validation checklist workspace
- B. Record templates
- C. Multiple data templates for each entity
- D. Lifecycle Services Work items
- E. Data Task Automation

Answer: AE

Explanation:

Reference:

<https://docs.microsoft.com/en-us/dynamics365/fin-ops-core/dev-itpro/user-interface/data-validation-workspace>

<https://docs.microsoft.com/en-us/dynamics365/fin-ops-core/dev-itpro/data-entities/data-task-automation>

NEW QUESTION 251

HOTSPOT - (Topic 2)

You need to resolve issues with the default Excel templates.

What should you do? To answer, select the appropriate options in the answer area. NOTE Each correct selection is worth one point.

Answer Area

Requirement	Option
Configure a usable Excel template from the sales order form.	<div>Update the existing Customer form document template.</div> <div>Upload a modified document template.</div> <div>Delete and replace the existing base document template.</div> <div>Create a new Customer entity for the form.</div> <div>These are the only usable Excel templates.</div>
Assign the document template.	<div>Customer Entity for the form</div> <div>Customer Form</div> <div>Customer template for the form</div>

- A. Mastered
- B. Not Mastered

Answer: A

Explanation:

Answer Area

Requirement	Option
Configure a usable Excel template from the sales order form.	<div>Update the existing Customer form document template.</div> <div>Upload a modified document template.</div> <div>Delete and replace the existing base document template.</div> <div>Create a new Customer entity for the form.</div> <div>These are the only usable Excel templates.</div>
Assign the document template.	<div>Customer Entity for the form</div> <div>Customer Form</div> <div>Customer template for the form</div>

NEW QUESTION 254

- (Topic 2)

You need to recommend a tool to identify the Dynamics 365 components required for the data administrator to perform their tasks.

Which tool should you use?

- A. Docs.microsoft.com
- B. Entity Store
- C. Dynamics 365 Help documentation
- D. Database Schema
- E. Technical reference reports

Answer: E

Explanation:

Reference:
https://docs.microsoft.com/en-us/dynamics/s-e/global/axtechrefrep_61

NEW QUESTION 256

HOTSPOT - (Topic 2)

You need to configure the workflows.
What should you do? To answer, select the appropriate options in the answer area. NOTE: Each correct selection is worth one point.

Direct Delivery Sales Order is delivered.	<div><div></div><div>Create an alert that is triggered to send externally. Create a Dynamics 365 workflow that is triggered to send external notifications. Trigger a Power App embedded within Dynamics 365 to send a survey.</div></div>
Reach out to the customer for feedback.	<div><div></div><div>Use an automatic email from the manager. Use Forms Pro connection. Use an SMS text message.</div></div>

- A. Mastered
- B. Not Mastered

Answer: A

Explanation:

Direct Delivery Sales Order is delivered.	<div><div></div><div>Create an alert that is triggered to send externally. Create a Dynamics 365 workflow that is triggered to send external notifications. Trigger a Power App embedded within Dynamics 365 to send a survey.</div></div>
Reach out to the customer for feedback.	<div><div></div><div>Use an automatic email from the manager. Use Forms Pro connection. Use an SMS text message.</div></div>

NEW QUESTION 259

DRAG DROP - (Topic 1)

You need to enable interactive email providers for the different groups in the organization.
Which email providers should you enable? To answer, drag the appropriate email provider IDs to the correct groups. Each email provider ID may be used once, more than once, or not at all. You may need to drag the split bar between panes or scroll to view content.
NOTE: Each correct selection is worth one point.

Email Provider ID	Answer Area	
<div>EML</div>	Group	Email Provider ID
<div>Exchange</div>	Customer Service	<div></div>
<div>SMTP</div>	Account Representative	<div></div>
<div>IMAP</div>		

- A. Mastered
- B. Not Mastered

Answer: A

Explanation:

Email Provider ID	Answer Area	
EML	Group	Email Provider ID
Exchange	Customer Service	SMTP
SMTP	Account Representative	EML
IMAP		

NEW QUESTION 261

- (Topic 1)
You need to detail a business process for streamlining the customer editing process for account representatives.
Which two actions should you perform? Each correct answer presents a partial solution. NOTE: Each correct selection is worth one point.

- A. Navigate to the All Customer form for the Accounts receivable module and select the appropriate customer account.
- B. Navigate to the account representative's workspace and select the appropriate customer account.
- C. Select the form and then select Hide.
- D. Hide Invoice account from the view.

Answer: AD

NEW QUESTION 263

.....

Thank You for Trying Our Product

We offer two products:

1st - We have Practice Tests Software with Actual Exam Questions

2nd - Questions and Answers in PDF Format

mb-300 Practice Exam Features:

- * mb-300 Questions and Answers Updated Frequently
- * mb-300 Practice Questions Verified by Expert Senior Certified Staff
- * mb-300 Most Realistic Questions that Guarantee you a Pass on Your FirstTry
- * mb-300 Practice Test Questions in Multiple Choice Formats and Updatesfor 1 Year

100% Actual & Verified — Instant Download, Please Click
[Order The mb-300 Practice Test Here](#)