



Microsoft

Exam Questions MS-203

Microsoft 365 Messaging

About ExamBible

Your Partner of IT Exam

Found in 1998

ExamBible is a company specialized on providing high quality IT exam practice study materials, especially Cisco CCNA, CCDA, CCNP, CCIE, Checkpoint CCSE, CompTIA A+, Network+ certification practice exams and so on. We guarantee that the candidates will not only pass any IT exam at the first attempt but also get profound understanding about the certificates they have got. There are so many alike companies in this industry, however, ExamBible has its unique advantages that other companies could not achieve.

Our Advances

* 99.9% Uptime

All examinations will be up to date.

* 24/7 Quality Support

We will provide service round the clock.

* 100% Pass Rate

Our guarantee that you will pass the exam.

* Unique Gurantee

If you do not pass the exam at the first time, we will not only arrange FULL REFUND for you, but also provide you another exam of your claim, ABSOLUTELY FREE!

NEW QUESTION 1

- (Topic 5)

You have a Microsoft Exchange Server 2019 organization. You need to import an Edge Subscription on a Mailbox server. Which cmdlet should you run?

- A. New-EdgeSubscription
- B. Start-EdgeSynchronization
- C. Set-EdgeSubscription
- D. Set-TransportAgent

Answer: A

NEW QUESTION 2

- (Topic 5)

You have a Microsoft 365 subscription that uses a default domain named contoso.com.

Users report that email messages from a domain named fabrikam.com are identified as spam even though the messages are legitimate.

You need to prevent messages from fabrikam.com from being identified as spam. What should you do?

- A. Enable the Zero-hour auto purge (ZAP) email protection feature.
- B. Enable the safe list on a connection filter.
- C. Edit the default mail flow rule to bypass the spam filter.
- D. Modify the IP Allow list of a connection filter policy.

Answer: D

Explanation:

Reference:

<https://docs.microsoft.com/en-us/microsoft-365/security/office-365-security/configure-the-connection-filter-policy?view=o365-worldwide>

NEW QUESTION 3

DRAG DROP - (Topic 5)

Your company has three departments name Dept1, Dept2. and Dept3 and a Microsoft Exchange Online tenant.

You need to increase security for the email messages sent from the departments. The solution must meet the following requirements:

« Users in Dept1 must be able to digitally sign and encrypt email messages as required.

+ Email messages sent from Dept2 to an external email domain must be encrypted automatically during transit only.

« Email messages sent from Dept3 to an external email domain must be encrypted until the recipient opens the message.

« Implementation costs must be minimized.

‘Which type of encryption should you use for each department? To answer, drag the appropriate encryption types to the correct departments. Each encryption type may be used



- A. Mastered
- B. Not Mastered

Answer: A

Explanation:

? Users in Dept1 should use S/MIME encryption1. S/MIME is a standard for public key encryption and signing of email messages1. It allows users to digitally sign and encrypt email messages as required using certificates1. S/MIME provides end-to-end encryption and ensures message integrity and sender authentication1.

? Email messages sent from Dept2 to an external email domain should

use TLS encryption1. TLS is a protocol that encrypts the connection or session between two servers1. It protects email messages during transit only and does not require any action from the sender or recipient1. TLS provides opportunistic encryption and ensures message confidentiality and server authentication1.

? Email messages sent from Dept3 to an external email domain should

use Microsoft Purview Message Encryption2. Microsoft Purview Message Encryption is an online service that encrypts email messages and attachments using rights management policies2. It allows users to send encrypted email messages to anyone inside or outside the organization using various email services2.

Microsoft Purview Message Encryption provides persistent encryption and ensures message confidentiality and authorization policies2.

NEW QUESTION 4

- (Topic 5)

Note: This question is part of a series of questions that present the same scenario. Each question in the series contains a unique solution that might meet the stated goals. Some question sets might have more than one correct solution, while others might not have a correct solution.

After you answer a question in this section, you will NOT be able to return to it. As a result, these questions will not appear in the review screen.

Your company has a Microsoft 365 subscription.

Several users in the finance department of the company recently accessed unsafe websites by clicking on links in email messages.

Users in the marketing department of the company report that they must be able to access all the links embedded in email messages.

You need to reduce the likelihood of the finance department users accessing unsafe websites. The solution must affect only the finance department users.

Solution: You modify the Global Settings Safe Links policy.

Does this meet the goal?

- A. Yes

B. No

Answer: B

Explanation:

Reference:
<https://docs.microsoft.com/en-us/microsoft-365/security/office-365-security/configure-global-settings-for-safe-links?view=o365-worldwide>

NEW QUESTION 5

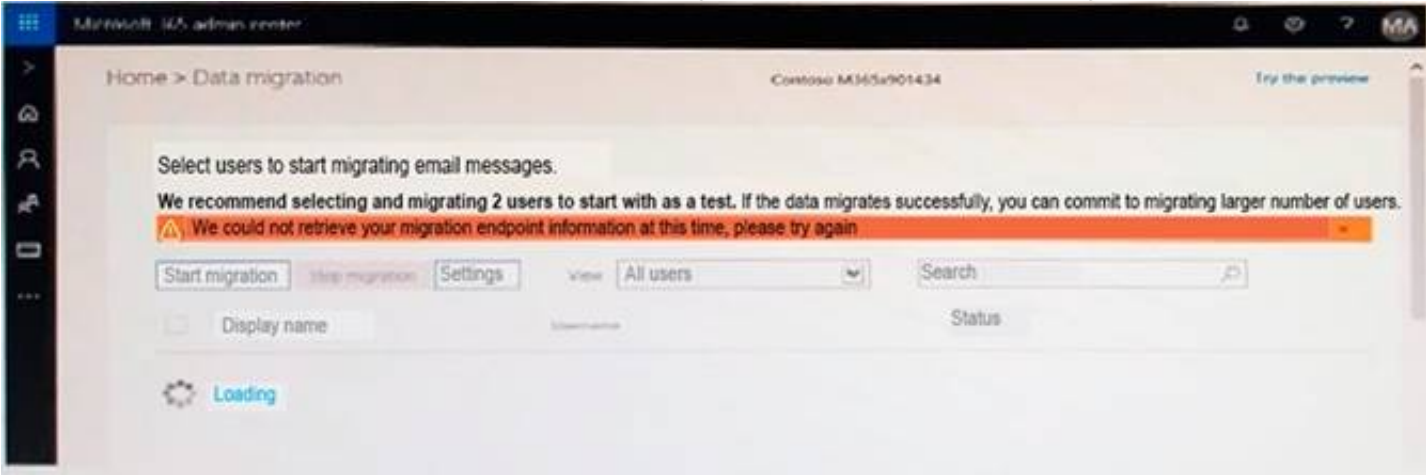
- (Topic 5)
You have a Microsoft Exchange Online tenant that uses Microsoft Defender for Office 365.
You need to create a new Safe Attachments policy named Policy1 that meets the following requirements:
? Immediately delivers email messages that contain attachments and replaces the attachments with placeholders
? Reattaches the attachments after scanning is complete
? Quarantines malicious attachments
Which action should you select for Policy1?

- A. Monitor
- B. Block
- C. Dynamic Delivery
- D. Replace

Answer: C

NEW QUESTION 6

HOTSPOT - (Topic 5)
You have a Microsoft Exchange Server 2019 organization and a Microsoft 365 E5 subscription.
From the Microsoft 365 admin center, you open Data migration as shown in the following exhibit.



Use the drop-down menus to select the answer choice that completes each statement based on the information presented in the graphic.
NOTE: Each correct selection is worth one point.

The Microsoft Office 365 Hybrid Configuration wizard [answer choice].

must be downloaded
was completed
was not run

The move mailboxes, the [answer choice] virtual directory must be available to Exchange Online.

Autodiscover
ecp
EWS
mapi
PowerShell

- A. Mastered
- B. Not Mastered

Answer: A

Explanation:

References:
<https://www.stellarinfo.com/blog/hybrid-migration-migrate-exchange-mailboxes-office-365/>
<https://www.kerndatarecovery.com/blog/migrate-from-exchange-on-premises-to-exchange-online-in-hybrid-environment/>

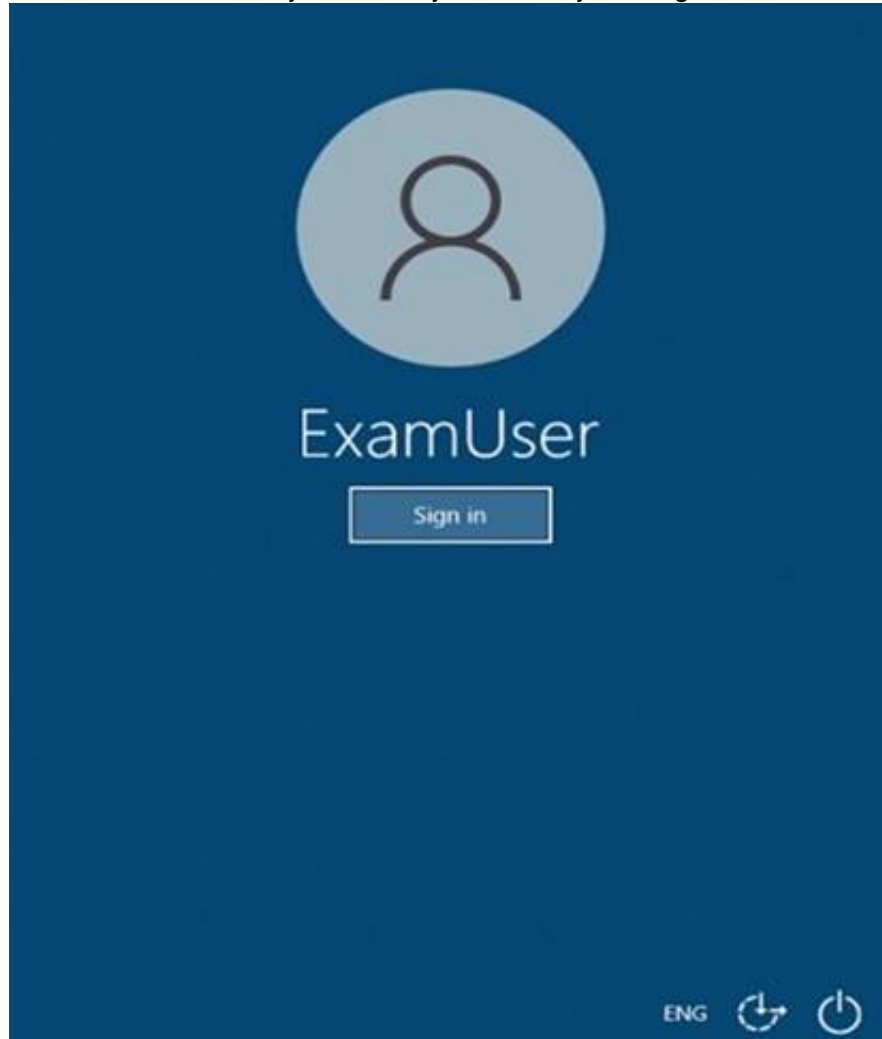
NEW QUESTION 7

SIMULATION - (Topic 5)
SIMULATION
Please wait while the virtual machine loads. Once loaded, you may proceed to the lab section. This may take a few minutes, and the wait time will not be deducted from your overall test time.
When the Next button is available, click it to access the lab section. In this section, you will perform a set of tasks in a live environment. While most functionality will be available to you as it would be in a live environment, some functionality (e.g., copy and paste, ability to navigate to external websites) will not be possible by design.

Scoring is based on the outcome of performing the tasks stated in the lab. In other words, it doesn't matter how you accomplish the task, if you successfully perform it, you will earn credit for that task.

Labs are not timed separately, and this exam may have more than one lab that you must complete. You can use as much time as you would like to complete each lab. But, you should manage your time appropriately to ensure that you are able to complete the lab(s) and all other sections of the exam in the time provided.

Please note that once you submit your work by clicking the Next button within a lab, you will NOT be able to return to the lab.



Use the following login credentials as needed:

To enter your username, place your cursor in the Sign in box and click on the username below.

To enter your password, place your cursor in the Enter password box and click on the password below.

Microsoft 365 Username: admin@abc.com

Microsoft 365 Password: xxxxxx

If the Microsoft 365 portal does not load successfully in the browser, press CTRL-K to reload the portal in a new browser tab.

The following information is for technical support purposes only.

Lab Instance: XXXXXX

You need to ensure that the email messages in mailboxes and the documents in Microsoft OneDrive folders of all the users in your organization are retained for only five years.

To complete this task, sign in to the Microsoft 365 admin center.

- A. Mastered
- B. Not Mastered

Answer: A

Explanation:

? From the Microsoft 365 compliance center, select Policies > Retention.

? Select New retention policy to start the Create retention policy configuration, and name your new retention policy.

? For the Choose the type of retention policy to create page, select Static. Adaptive policies don't support the locations for Exchange public folders or Skype for Business.

? Depending on your selected scope:

- On the Choose locations page, toggle on or off any of the locations except the locations for Teams and Yammer. For each location, you can leave it at the default to apply the policy to the entire location.

? Information specific to locations:

- Exchange email and Exchange public folders
- SharePoint sites and OneDrive accounts
- Microsoft 365 Groups
- Skype for Business

? For Decide if you want to retain content, delete it, or both page, specify the configuration options for retaining and deleting content.

You can create a retention policy that just retains content without deleting, retains and then deletes after a specified period of time, or just deletes content after a specified period of time.

? Complete the configuration and save your settings.

NEW QUESTION 8

- (Topic 5)

Note: This question is part of a series of questions that present the same scenario. Each question in the series contains a unique solution that might meet the stated goals. Some question sets might have more than one correct solution, while others might not have a correct solution.

After you answer a question in this section, you will NOT be able to return to it. As a result, these questions will not appear in the review screen.

You have a Microsoft Exchange Server 2019 hybrid deployment. All user mailboxes are hosted in Microsoft 365. All outbound SMTP email is routed through the on-premises Exchange organization.

A corporate security policy requires that you must prevent credit card numbers from being sent to internet recipients by using email.

You need to configure the deployment to meet the security policy requirement. Solution: From Microsoft 365, you create a supervision policy.

Does this meet the goal?

- A. Yes
- B. No

Answer: B

Explanation:

You should create a Data Loss Prevention (DLP) policy.

NEW QUESTION 9

DRAG DROP - (Topic 5)

Your company has a Microsoft 365 subscription for a domain named contoso.com.

The company acquires a company named Litware, Inc. that uses an IMAP-based messaging system. The SMTP domain of Litware is named litwareinc.com.

You need to migrate the mailboxes of Litware to Microsoft Office 365. The solution must ensure that users from Litware can receive email by using their current email address.

Which four actions should you perform in sequence? To answer, move the appropriate actions from the list of actions to the answer area and arrange them in the correct order.

Actions

Add an accepted domain to Office 365.

Create a migration endpoint and a migration batch.

Create an Office 365 connector.

Start the migration batch.

Provision a mailbox in Office 365 for each Litware user.

Answer Area

- A. Mastered
- B. Not Mastered

Answer: A

Explanation:

Actions

Add an accepted domain to Office 365.

Create a migration endpoint and a migration batch.

Create an Office 365 connector.

Start the migration batch.

Provision a mailbox in Office 365 for each Litware user.

Answer Area

Add an accepted domain to Office 365.

Provision a mailbox in Office 365 for each Litware user.

Create a migration endpoint and a migration batch.

Start the migration batch.

NEW QUESTION 10

- (Topic 5)

You have a hybrid deployment between a Microsoft Exchange Online tenant and an on- premises Exchange Server 2019 organization.

Users report that emails sent from Exchange Online mailboxes to the on-premises Exchange Server mailboxes are undelivered.

You need to review the non-delivery report (NDR) for each undelivered email. What should you use?

- A. message trace in the Exchange admin center

- B. auditing in the Exchange admin center
- C. the SMTP protocol logs in Exchange Server
- D. the transport logs in Exchange Server

Answer: A

Explanation:

Reference:
<https://docs.microsoft.com/en-us/exchange/monitoring/trace-an-email-message/message- trace-faq>

NEW QUESTION 10

DRAG DROP - (Topic 5)

You have a Microsoft Exchange Online tenant.
You need to create a new public folder. The solution must ensure that users can create new posts by sending emails to the folder.
Which three actions should you perform in sequence? To answer, move the appropriate actions from the list of actions to the answer area and arrange them in the correct order

Actions

Create a mail flow rule.

Edit the properties of the public folder mailbox.

Create a Microsoft 365 group.

Create a public folder mailbox.

Create a public folder.

Edit the properties of the public folder.

Answer Area

>

<

&u2191

&u2193

- A. Mastered
- B. Not Mastered

Answer: A

Explanation:

Actions

Create a mail flow rule.

Edit the properties of the public folder mailbox.

Create a Microsoft 365 group.

Create a public folder mailbox.

Create a public folder.

Edit the properties of the public folder.

Answer Area

>

<

Create a public folder mailbox.

Create a public folder.

Edit the properties of the public folder.

NEW QUESTION 13

- (Topic 5)

Your company has a Microsoft Exchange Server 2019 server. The company has five departments. The server contains one mailbox database for each department. Each mailbox database contains all the users in its respective department. The databases contain 1,000 users.
You create an address book policy for each department. You need to assign the address book policies to the users. Which cmdlet should you run?

- A. Set-Mailbox
- B. Set-AddressList
- C. Set-MailboxDatabase
- D. Sec-AddressBookPolicy

Answer: A

Explanation:

Reference:
<https://docs.microsoft.com/en-us/exchange/address-books/address-book-policies/assign-an-address-book-policy-to-mail-users>

NEW QUESTION 15

HOTSPOT - (Topic 5)

You have a Microsoft Exchange Online tenant that contains three users named User1, User2, and User3.
Mobile device mailbox policies are configured as shown in the following exhibit.

mobile device access mobile device mailbox policies

+

NAME	MODIFIED
Default (default)	9/28/2020 8:06 AM
Executive policy	9/28/2020 8:07 AM
Managers policy	9/28/2020 8:07 AM

The users are configured as shown in the following table.

Name	Assigned policy
User1	Executive policy
User2	Managers policy
User3	Default

You create a new mobile device mailbox policy as shown in the following exhibit.

new mobile device mailbox policy

*Required fields

*Name:

Mobile Tablet Policy

- ☒ This is the default policy
- ☒ Allow mobile devices that don't fully support these policies to synchronize

Policies for Exchange ActiveSync and OWA for Devices

Select the policies that you want to enable for Exchange ActiveSync and OWA for Devices. [Learn more](#)

- ☒ Require a password
 - ☐ Allow simple passwords
 - ☒ Require an alphanumeric password

Password must include this many character sets:

2
 - ☐ Require encryption on device
 - ☒ Minimum password length:

6
 - ☐ Number of sign-in failures before device is wiped:

5
 - ☐ Require sign-in after the device has been inactive for (minutes):

minutes
 - ☒ Enforce password lifetime (days):

30 days
- Password recycle count:

10

Save

Cancel

For each of the following statements, select Yes if the statement is true. Otherwise, select No.

NOTE: Each correct selection is worth one point.

Statements

Yes

No

Mobile Tablet Policy will be assigned to User3 automatically.

☐
☐

A new user can use a password of 135753.

☐
☐

Mobile Tablet Policy will be assigned to new users.

☐
☐

- A. Mastered
- B. Not Mastered

Answer: A

Explanation:

Statements	Yes	No
Mobile Tablet Policy will be assigned to User3 automatically.	<input checked="" type="checkbox"/>	<input type="checkbox"/>
A new user can use a password of 135753.	<input type="checkbox"/>	<input checked="" type="checkbox"/>
Mobile Tablet Policy will be assigned to new users.	<input checked="" type="checkbox"/>	<input type="checkbox"/>

NEW QUESTION 20

HOTSPOT - (Topic 5)

You have a Microsoft Exchange Online tenant that contains a group named Tier1ServiceDesk.
You have an Azure AD administrative unit named US that contains only users in the United States.
You need to ensure that Tier1ServiceDesk can manage recipient email addresses for only the users in US. The solution must use the principle of least privilege.
How should you complete the command? To answer, select the appropriate options in the answer area.
NOTE: Each correct selection is worth one point.

Answer Area

New-ManagementRoleAssignment	-Role	-Role	"Recipient Management"	-SecurityGroup
Add-ManagementRoleEntry			"Organization Management"	
New-ManagementRoleAssignment		ativeUnitiveUnits	"Recipient Management"	
Set-ManagementScope			"Security Administrator"	
Set-RoleGroup				

- A. Mastered
- B. Not Mastered

Answer: A

Explanation:

Answer Area

New-ManagementRoleAssignment	-Role	-Role	"Recipient Management"	-SecurityGroup
Add-ManagementRoleEntry			"Organization Management"	
New-ManagementRoleAssignment		ativeUnitiveUnits	"Recipient Management"	
Set-ManagementScope			"Security Administrator"	
Set-RoleGroup				

NEW QUESTION 21

HOTSPOT - (Topic 5)

You have a Microsoft Exchange Server 2019 organization.
The recovery options for a user named User1 are configured as shown in the following exhibit.

```
[PS] C:\Windows\system32>Get-Mailbox User1 | fl RetainDeletedItemsFor, RetainDeletedItemsUntilBackup, SingleItemRecoveryEnabled, Database

RetainDeletedItemsFor      : 14.00:00:00
RetainDeletedItemsUntilBackup : False
SingleItemRecoveryEnabled  : False
Database                   : MD001

[PS] C:\Windows\system32>Get-MailboxDatabase MD001 | fl DeletedItemRetention, RetainDeletedItemsUntilBackup

DeletedItemRetention       : 30.00:00:00
RetainDeletedItemsUntilBackup : False
```

Use the drop-down menus to select the answer choice that completes each statement based on the information presented in the graphic.
NOTE: Each correct selection is worth one point.

Email messages that are soft deleted by User1 will be available for the user to recover [answer choice].

for 14 days

for 30 days

until a backup occurs 14 days after the deletion

until a backup occurs 30 days after the deletion

When email messages are hard deleted by User1, [answer choice] restoring from a backup.

only an administrator can recover the messages without

an administrator or User1 can recover the messages without

the messages can be recovered only by

- A. Mastered
- B. Not Mastered

Answer: A

Explanation:

Email messages that are soft deleted by User1 will be available for the user to recover [answer choice].

for 14 days
for 30 days
until a backup occurs 14 days after the deletion
until a backup occurs 30 days after the deletion

When email messages are hard deleted by User1, [answer choice] restoring from a backup.

only an administrator can recover the messages without
an administrator or User1 can recover the messages without
the messages can be recovered only by

NEW QUESTION 22

- (Topic 5)

You deploy a Microsoft Exchange Server 2019 organization.

You need to ensure that users of all new mailboxes are prevented from editing their personal information.

What should you do?

- A. From the Exchange admin center, create a new role assignment policy.
- B. From PowerShell, run the New-Ro1eAssignmentPolicy cmdlet and specify the-isDefault parameter.
- C. From the Exchange admin center, create a new role group and assign the role group to Domain Users.
- D. From PowerShell, run the New-RoleGroup cmdlet and specify the-CustomRecipientWriteScope parameter.

Answer: B

Explanation:

Reference:

<https://docs.microsoft.com/en-us/powershell/module/exchange/role-based-access-control/newroleassignmentpolicy?view=exchange-ps>

NEW QUESTION 26

- (Topic 5)

You have a Microsoft Exchange Server 2019 organization that uses an Edge Server.

You plan to implement a hybrid deployment between Exchange Online and Exchange Server.

You need to ensure that all the email between Exchange Online and Exchange Server 2019 is sent by using the Edge Server.

Which two hybrid configuration topologies could you deploy to meet the requirements? Each correct answer presents a complete solution.

- A. Modern Minimal
- B. Classic Minimal
- C. Classic Full
- D. Classic Express
- E. Modern Full

Answer: CE

Explanation:

Reference:

<https://www.enowsoftware.com/solutions-engine/what-are-your-exchange-hybrid-options>

NEW QUESTION 30

- (Topic 5)

You have a Microsoft Exchange Server 2019 hybrid deployment.

You are migrating public folder data to Exchange Online by using a migration batch of the PublicFolder type.

You need to identify the sync status of each move request in the batch. Which cmdlet should you run?

- A. Gec-PublicFolderMailboxMigracionRequest
- B. Get-PublicFolderMigrationRequesC
- C. Gec-PublicFolderMoveRequesC
- D. Gee-MoveRequest

Answer: A

Explanation:

Reference:

<https://docs.microsoft.com/en-us/powershell/module/exchange/get-publicfoldermailboxmigrationrequest?view=exchange-ps>

NEW QUESTION 33

HOTSPOT - (Topic 5)

You have a Microsoft Exchange Online tenant that contains a mail-enabled public folder named CustomerSupport

You need to create a group for the customer support team at your company. The solution must ensure that email sent to the group is also posted to the CustomerSupport public folder.

How should you configure the group? To answer, select the appropriate options in the answer area.

NOTE: Each correct selection is worth one point.

Answer Area

Group type:

	▼
Distribution list	
Microsoft 365	
Security	

Configuration:

	▼
Add CustomerSupport as a member of the group.	
Assign the group the Contributor role for CustomerSupport.	
Configure the Send As settings.	
Configure the Send on Behalf settings.	

- A. Mastered
- B. Not Mastered

Answer: A

Explanation:

Answer Area

Group type:

	▼
Distribution list	
Microsoft 365	
Security	

Configuration:

	▼
Add CustomerSupport as a member of the group.	
Assign the group the Contributor role for CustomerSupport.	
Configure the Send As settings.	
Configure the Send on Behalf settings.	

NEW QUESTION 37

HOTSPOT - (Topic 5)

You have a Microsoft Exchange Server 2019 organization that uses an email domain named contoso.com.

You plan to move several mailboxes to Microsoft 365.

You need to configure hybrid mail flow to meet the following requirements:

? All email messages received from the internet must be filtered for spam by Microsoft 365.

? Your company's on-premises firewall must allow email messages between the on-premises Exchange servers and Microsoft 365.

What should you configure? To answer, select the appropriate options in the answer area.

NOTE: Each correct selection is worth one point.

Mail exchanger (MX) record to configure:

▼
Mail.contoso.com
Contoso-com.mail.protection.outlook.com
Outlook.office365.com

Firewall port to allow:

▼
TCP 25
TCP 2525
TCP 587
TCP 993

- A. Mastered
B. Not Mastered

Answer: A

Explanation:

Mail exchanger (MX) record to configure:

▼
Mail.contoso.com
Contoso-com.mail.protection.outlook.com
Outlook.office365.com

Firewall port to allow:

▼
TCP 25
TCP 2525
TCP 587
TCP 993

NEW QUESTION 38

HOTSPOT - (Topic 5)

You have a Microsoft Exchange Online tenant.

You need to configure Outlook on the web to meet the following requirements:

- Prevent users from requesting a remote wipe of their devices.
- Prevent users from accessing voice mails.

You create a new Outlook Web App mailbox policy named Policy1.

Policy1

Select the features that you want to enable for this Outlook Web App mailbox policy.

Communication management

<input checked="" type="checkbox"/>	Instant messaging
<input checked="" type="checkbox"/>	Text messaging
<input checked="" type="checkbox"/>	Unified Messaging

- A. Mastered
B. Not Mastered

Answer: A

Explanation:

Unified Messaging

NEW QUESTION 42

- (Topic 5)

You have a Microsoft Exchange Online subscription.

You need to generate a CSV file containing all the email messages that failed to send from the user1@contoso.com email address during the last 30 days.

What are two possible ways to achieve the goal? Each correct answer presents part of the solution.

NOTE: Each correct selection is worth one point.

- A. From Exchange Online PowerShell, run the Get-MessageTrace cmdlet.
B. From the Exchange admin center, run a message trace.
C. From the Security & Compliance admin center, export the mailbox audit logs.

- D. From Exchange Online PowerShell, run the Get-MessagetraceDetail cmdlet.
- E. From the Security & Compliance admin center, run a message trace.

Answer: BD

Explanation:

References:

<https://docs.microsoft.com/en-us/exchange/monitoring/trace-an-email-message/run-a-message-trace-andview-results>

<https://docs.microsoft.com/en-us/powershell/module/exchange/mail-flow/get-messagetracedetail?view=exchange-ps>

NEW QUESTION 43

- (Topic 5)

You have a Microsoft Exchange Online tenant that has an email domain named contoso.com.

You collaborate with a partner company that has an email domain named adatum.com. You need to ensure that all the email messages sent to and received from adatum.com are encrypted in transit.

Which two actions should you perform? Each correct answer presents part of the solution. NOTE: Each correct answer is worth one point.

- A. Create a connector from adatum.com to Microsoft Office 365 and configure the connector to use SMTP relay.
- B. Create a connector from adatum.com to Microsoft Office 365 and configure the connector to require TLS.
- C. Create a connector from Microsoft Office 365 to adatum.com and configure the connector to require TLS.
- D. Issue S/MIME certificates to all the users in contoso.com.
- E. Configure Exchange Online to use direct send to adatum.com.

Answer: BC

NEW QUESTION 47

HOTSPOT - (Topic 5)

Your company has a Microsoft 365 subscription. All users are assigned Microsoft 365 E5 licenses.

The users receive email messages that appear to come from managers at the company. However, the messages are not from the managers and often include links to malicious websites.

You need to provide a solution to protect the mailboxes of the managers and to inform the users when phishing occurs.

Which two settings should you modify in the anti-phishing policy? To answer, select the appropriate settings in the answer area.

NOTE: Each correct selection is worth one point.

Answer Area

Priority	1	
Status	On	
Last modified	December 10, 2018	
Policy setting	Policy name Description Applied to	Test If the recipient domain is: M365x051451.onmicrosoft.com
Impersonation	Users to protect	<input type="text" value="Off"/>
	Protect all domains I own	<input type="text" value="Off"/>
	Protect specific domains	<input type="text" value="Off"/>
	Action > User impersonation	<input type="text" value="Don't apply any action"/>
	Action > Domain impersonation	<input type="text" value="Don't apply any action"/>
	Safety tips > User impersonation	<input type="text" value="Off"/>
	Safety tips > Domain impersonation	<input type="text" value="Off"/>
	Safety tips > Unusual characters	<input type="text" value="Off"/>
	Mailbox intelligence	<input type="text" value="On"/>
Spoof	Enable antispoofting protection	<input type="text" value="On"/>
	Action	<input type="text" value="Move message to the recipients' Junk Email folders"/>
Advanced settings	Advanced phishing thresholds	1 - Standard

- A. Mastered
- B. Not Mastered

Answer: A

Explanation:

Answer Area

Priority	1	
Status	On	
Last modified	December 10, 2018	
Policy setting	Policy name Description Applied to	Test If the recipient domain is: M365x051451.onmicrosoft.com
Impersonation	Users to protect Protect all domains I own Protect specific domains Action > User impersonation Action > Domain impersonation Safety tips > User impersonation Safety tips > Domain impersonation Safety tips > Unusual characters Mailbox intelligence	<input type="text" value="Off"/> <input type="text" value="Off"/> <input type="text" value="Off"/> <input type="text" value="Don't apply any action"/> <input type="text" value="Don't apply any action"/> <input type="text" value="Off"/> <input type="text" value="Off"/> <input type="text" value="Off"/> <input type="text" value="On"/>
Spoof	Enable antispoofting protection Action	<input type="text" value="On"/> <input type="text" value="Move message to the recipients' Junk Email folders"/>
Advanced settings	Advanced phishing thresholds	1 - Standard

NEW QUESTION 48

HOTSPOT - (Topic 5)

You have a Microsoft Exchange Server 2019 organization.

You have the Address Book Policies (ABP) and address lists in the following table.

Name	Global address list	Offline address book	Address list
ABP1	GAL_1	OAB_1	List 1
ABP2	GAL_2	Default Offline Address Book	List 2

You have the users in the following table.

Name	Global address list	Address List
User1	GAL_1	List 1
User2	GAL_2	List 2
User3	GAL_2	none

You assign ABP1 to User1 and User2.

User3 is NOT assigned to an Address Book Policy.

For each of the following statements, select Yes if the statement is true. Otherwise, select No.

NOTE: Each correct selection is worth one point.

Statements	Yes	No
User1 can view the membership of List 2	<input type="radio"/>	<input type="radio"/>
User2 can only view the membership of GAL_2	<input type="radio"/>	<input type="radio"/>
User3 can view the membership of List 1	<input type="radio"/>	<input type="radio"/>

- A. Mastered
 B. Not Mastered

Answer: A

Explanation:

References:

<https://docs.microsoft.com/en-us/exchange/email-addresses-and-address-books/address-book-policies/address-book-policies?view=exchserver-2019>

NEW QUESTION 53

- (Topic 5)

You have a Microsoft Exchange Online tenant that contains a public folder named CustomerSupport. You need to access CustomerSupport by using Outlook on

the web. Which section in Outlook on the web should you add CustomerSupport?

- A. Favorites
- B. Folders
- C. Groups

Answer: C

NEW QUESTION 54

- (Topic 5)

You have a Microsoft Exchange Online tenant.

Remote users report that they receive an error message when they attempt to add their email account to Microsoft Outlook.

You need to confirm that the DNS records resolve correctly for the users.

Which two DNS records should you test? Each correct answer presents part of the solution.

NOTE: Each correct selection is worth one point.

- A. autodiscover.outlook.com
- B. smtp.office365.com
- C. outlook.office365.com
- D. security.microsoft365.com
- E. portal.office.com

Answer: AC

Explanation:

Reference:

<https://docs.microsoft.com/en-us/exchange/troubleshoot/administration/incorrect-settings>

NEW QUESTION 56

HOTSPOT - (Topic 5)

You need to configure a hybrid deployment between a Microsoft Exchange Online tenant and an on-premises Exchange Server 2019 organization that contains a server named Server1. The solution must meet the following requirements:

- Support remote move migrations of mailboxes from Server1 to Exchange Online.
- Enable free/busy lookups between Server1 and Exchange Online.

What should you do for each requirement? To answer, select the appropriate options in the answer area.

NOTE: Each correct selection is worth one point.

Answer Area

Support remote move migrations:	<div>Enable the MRS Proxy endpoint. Enable the MRS Proxy endpoint. Run Azure AD Connect sync. Run the Hybrid Configuration wizard.</div>
Enable free/busy lookups:	<div>Run the Hybrid Configuration wizard. Enable the MRS Proxy endpoint. Run Azure AD Connect sync. Run the Hybrid Configuration wizard.</div>

- A. Mastered
- B. Not Mastered

Answer: A

Explanation:

Answer Area

Support remote move migrations:	<div>Enable the MRS Proxy endpoint. Enable the MRS Proxy endpoint. Run Azure AD Connect sync. Run the Hybrid Configuration wizard.</div>
Enable free/busy lookups:	<div>Run the Hybrid Configuration wizard. Enable the MRS Proxy endpoint. Run Azure AD Connect sync. Run the Hybrid Configuration wizard.</div>

NEW QUESTION 61

- (Topic 5)

You recently migrated all the on-premises mailboxes from Microsoft Exchange Server 2019 to Exchange Online.

You decommission the on-premises Exchange Server 2019 servers.

The finance department at your company reports that email delivery from several printers fails after Exchange Server 2019 is decommissioned.

You need to ensure that the printers can deliver email successfully to the users in the finance department.

What should you do?

- A. Create a resource mailbox for each printer.
- B. Create an Inbound connector that has certificate validation disabled.
- C. Create an Inbound connector that is configured to allow SMTP relay.
- D. Create an Office 365 group for each printer.

Answer: C

Explanation:

Reference:

<https://docs.microsoft.com/en-us/exchange/mail-flow-best-practices/use-connectors-to-configure-mail-flow/use-connectors-to-configure-mail-flow>

NEW QUESTION 63

- (Topic 5)

Note: This question is part of a series of questions that present the same scenario.

Each question in the series contains a unique solution that might meet the stated goals. Some question sets might have more than one correct solution, while others might not have a correct solution.

After you answer a question in this section, you will NOT be able to return to it. As a result, these questions will not appear in the review screen.

Your company has a Microsoft 365 subscription.

Several users in the finance department of the company recently accessed unsafe websites by clicking on links in email messages.

Users in the marketing department of the company report that they must be able to access all the links embedded in email messages.

You need to reduce the likelihood of the finance department users accessing unsafe websites. The solution must affect only the finance department users.

Solution: You create a new safe attachments policy. Does this meet the goal?

A. Yes

B. No

Answer: B

Explanation:

Reference:

<https://docs.microsoft.com/en-us/microsoft-365/security/office-365-security/set-up-safe-links-policies?view=o365-worldwide>

NEW QUESTION 68

- (Topic 5)

You have a Microsoft 365 tenant that contains a user named User1.

Automatic email forwarding to mailboxes outside your company is blocked for the tenant. You need to ensure that User1 can automatically forward email to an external recipient.

What should you do?

A. Create an anti-malware policy.

B. Modify the Tenant Allow/Block List

C. Create an anti-spam policy.

D. Create an anti-phishing policy.

Answer: C

NEW QUESTION 72

- (Topic 5)

You have a Microsoft Exchange Online tenant.

All users are assigned only an Office 365 Enterprise E3 license.

You need to ensure that the users can use only Microsoft Outlook to connect to their Microsoft 365 mailbox when they connect from an Android device.

What should you create?

A. a conditional access policy in Azure Active Directory (Azure AD)

B. a connection filter policy in Exchange Online Protection (EOP)

C. an Outlook Web App policy in Exchange Online

D. an app protection policy in Microsoft Endpoint Manager

Answer: A

Explanation:

Office 365 Enterprise E3 includes Azure Active Directory Premium P1 which is required for Azure conditional access policies.

NEW QUESTION 77

HOTSPOT - (Topic 5)

You run the Get-WebServicesVirtualDirectory cmdlet as shown in the following exhibit.

```
PowerShell I-preview o(64)

PS C:\> Get-WebServicesVirtualDirectory | Format-Table

Identity MRSProxyEnabled InternalURL ExternalURL
-----
MBX1      False https://mail.contoso.com/EWS/Exchange.asmx https://mail.contoso.com/EWS/Exchange.asmx
MBX2      True  https://mail.contoso.com/EWS/Exchange.asmx https://mail.contoso.com/EWS/Exchange.asmx
MBX3      False https://mail.contoso.com/EWS/Exchange.asmx https://mail.contoso.com/EWS/Exchange.asmx

PS C:\> Get-ExchangeCertificate | Format-Table

Thumbprint RootCAType ISSelfSigned Services
-----
A80VE8IE410PCANGPTG14VPXYC51H9AGRN72KFEG6 None True SMTP
TTVQY2WYN851594C2062NWNF5JK9816N667RF9XK4 ThirdParty False IIS, IMAP, POP

PS C:\>
```

Use the drop-down menus to select the answer choice that answers each question based on the information presented in the graphic.

NOTE: Each correct selection is worth one point.

What should you do to ensure that all mailboxes can be synced successfully?

▼

Enable the MRS proxy endpoint on all servers.

Disable the MRS proxy endpoint on all servers.

Update the external URL to outlook.office365.com.

What should you do to ensure that email can be delivered between on-premises users and Microsoft Exchange Online users?

▼

Configure IMAP to use a self-signed certificate.

Configure SMTP to use a third-party certificate.

Disable the MRS proxy endpoint on all servers.

- A. Mastered
- B. Not Mastered

Answer: A

Explanation:

Box 1:

The MRS proxy endpoint needs to be enabled on all mailbox servers.

Box 2:

SMTP is used to deliver email between on-premise users and Exchange Online users. This requires a third-party (public CA) certificate.

NEW QUESTION 78

- (Topic 4)

You need to ensure that Alex Wilber can recover deleted items when using Outlook on the web.

Which two actions should you perform? Each correct answer presents a complete solution.

NOTE: Each correct selection is worth one point.

- A. Assign Sales Policy to Alex Wilbur.
- B. Modify Marketing Policy.
- C. Remove Alex Wilbur from all groups.
- D. Assign Policy2 to Alex Wilbur.
- E. Modify Policy1

Answer: BD

NEW QUESTION 79

HOTSPOT - (Topic 4)

For each of the following statements, select Yes if the statement is true. Otherwise, select No.

NOTE: Each correct selection is worth one point.

Statements	Yes	No
The Safe Attachments 1 policy applies to Alex Wilber	<input type="radio"/>	<input type="radio"/>
If an email message that contains detected malware is sent to Megan Bowen, the attachment will be removed, and the message will be delivered	<input type="radio"/>	<input type="radio"/>
For Lynne Robbins, to block both email messages and attachments that have detected malware, the priority of Safe Attachments 2 must be increased	<input type="radio"/>	<input type="radio"/>

- A. Mastered
- B. Not Mastered

Answer: A

Explanation:

Graphical user interface, text, application, letter, email Description automatically generated

Box 1: Yes

The Safe Attachments 1 policy applies to Group1. Alex Wilber is in Group1.

Box 2: No

Megan Bowen is in Group2. The Safe Attachments 2 policy applies to Group2. The Safe Attachments 2 policy will block the email rather than remove the attachment and deliver the email.

Box 3: No

Lynne Robbins is in the Sales department which means she is a member of Group3. She is also a member of Group2 and Group4.

The Safe Attachments 2 policy blocks emails and applies to Group2. There are no other Safe Attachments policies that apply to Group3 or Group4. Therefore, Safe Attachments 2 is the only policy that applies to Lynne Robbins so you do not need to increase the priority of the policy to block the emails.

NEW QUESTION 84

- (Topic 4)

Which contacts can sign in to and access resources in the adatum.com tenant?

- A. Contact1 only

- B. Contact2 only
- C. Contact1 and Contact3 only
- D. Contact2 and Contact3 only
- E. Contact1, Contact2. and Contact3

Answer: D

NEW QUESTION 85

HOTSPOT - (Topic 4)

You need to migrate 10 Microsoft Outlook.com users to the adatum.com tenant.

Which type of migration should you perform, and which items can be migrated? To answer, select the appropriate options in the answer area.

NOTE: Each correct selection is worth one point.

Answer Area

Migration:

- IMAP
- Staged
- Cutover**
- Remote move
- Google Workspace

Items:

- Mail folder items only
- Mail folder items and contacts only
- Mail folder items and calendar items only**
- Mail folder items, contacts, calendar items, and tasks

- A. Mastered
- B. Not Mastered

Answer: A

Explanation:

Answer Area

Migration:

- IMAP
- Staged
- Cutover**
- Remote move
- Google Workspace

Items:

- Mail folder items only
- Mail folder items and contacts only
- Mail folder items and calendar items only**
- Mail folder items, contacts, calendar items, and tasks

NEW QUESTION 89

- (Topic 4)

You need to ensure that Allan Deyoung can create a new public folder for the sales department.

Which two actions should you perform first? Each correct answer presents part of the solution.

NOTE: Each correct selection is worth one point.

- A. Add Allan Deyoung to the Organization Management role group
- B. Create a new public folder mailbox
- C. Add Allan Deyoung to the Recipient Management role group
- D. Create a new shared mailbox
- E. Modify Sales Policy

Answer: B

Explanation:

Reference:

<https://docs.microsoft.com/en-us/exchange/permissions-exo/feature-permissions> <https://docs.microsoft.com/en-us/exchange/collaboration-exo/public-folders/setup-public-folders>

NEW QUESTION 90

- (Topic 4)

You need to email a list of configuration changes to the Exchange Online environment that were recently performed by Allan Deyoung.

What should you do?

- A. Run the admin audit log report
- B. Run the external admin audit log report

- C. Export the admin audit log
- D. Run an administrator role group report
- E. Export the mailbox audit logs

Answer: C

Explanation:

Reference:

<https://docs.microsoft.com/en-us/exchange/security-and-compliance/exchange-auditing-reports/exchange-auditing-reports>

NEW QUESTION 92

HOTSPOT - (Topic 3)

You need to perform a remote wipe of the devices of User2 and User3. You run the following commands.

Clear-MobileDevice -id User2-Device

-NotificationEmailAddress "admin@Fabrikam.com"

Clear-MobileDevice -id User3-Device

-NotificationEmailAddress "admin@Fabrikam.com"

What occurs on each device? To answer, select the appropriate options in the answer area.

NOTE: Each correct selection is worth one point.

On the device of User2:

<input checked="" type="checkbox"/> All data is deleted.
<input checked="" type="checkbox"/> Only email messages are deleted.
<input checked="" type="checkbox"/> Only email messages and calendar, contact, and file data are deleted.

On the device of User3:

<input checked="" type="checkbox"/> All data is deleted.
<input checked="" type="checkbox"/> Only email messages are deleted.
<input checked="" type="checkbox"/> Only email messages and calendar, contact, and file data are deleted.

- A. Mastered
- B. Not Mastered

Answer: A

Explanation:

On the device of User2:

<input checked="" type="checkbox"/> All data is deleted.
<input checked="" type="checkbox"/> Only email messages are deleted.
<input checked="" type="checkbox"/> Only email messages and calendar, contact, and file data are deleted.

On the device of User3:

<input checked="" type="checkbox"/> All data is deleted.
<input checked="" type="checkbox"/> Only email messages are deleted.
<input checked="" type="checkbox"/> Only email messages and calendar, contact, and file data are deleted.

NEW QUESTION 96

- (Topic 3)

You need to generate a report for the mobile devices that meets the technical requirements.

Which PowerShell cmdlet should you use?

- A. Get-DevicePolicy
- B. Get-MobileDevice
- C. Get-MobileDeviceStatistics
- D. Get-DeviceTenantPolicy

Answer: B

Explanation:

Reference:

<https://docs.microsoft.com/en-us/powershell/module/exchange/get-mobiledevice?view=exchange-ps>

NEW QUESTION 100

- (Topic 3)

User3 leaves the company.

You need to ensure that Admin1 and Admin2 can access the mailbox of User3. The solution must meet the technical requirements.

What should you do?

- A. Migrate the mailbox of User3 to a distribution group.
- B. Migrate the mailbox of User3 to a Microsoft 365 group.
- C. Convert the mailbox of User3 into a resource mailbox.
- D. Convert the mailbox of User3 into a shared mailbox.

Answer: D

Explanation:

Fabrikam identifies the following technical requirements:

? When users leave the company, remove their licenses and ensure that their mailbox is accessible to Admin1 and Admin2.

If you remove the license from User3, the mailbox will be deleted after 30 days. Converting the mailbox to a shared mailbox will ensure that the mailbox is not deleted. You would still need to give Admin1 and Admin2 permissions to access the mailbox.

Reference:

<https://docs.microsoft.com/en-us/microsoft-365/admin/email/convert-user-mailbox-to-shared-mailbox?view=o365-worldwide>

NEW QUESTION 102

- (Topic 3)

You need to identify which users clicked the links in the phishing emails.

What should you do?

- A. Run a message trace and review the results.
- B. Query the mailbox audit log.
- C. Use the URL trace reporting feature.
- D. Review the quarantine mailbox.

Answer: C

Explanation:

Reference:

<https://docs.microsoft.com/en-us/powershell/module/exchange/get-maildetailatpreport?view=exchange-ps>

NEW QUESTION 107

HOTSPOT - (Topic 3)

How many default policy tags (DPTs), retention policy tags (RPTs), and personal tags should you create to meet the retention requirements? To answer, select the appropriate options in the answer area.

NOTE: Each correct selection is worth one point.

Answer Area

DPTs:

0

1

2

3

4

RPTs:

0

1

2

3

4

5

6

7

Personal tags:

0

1

2

3

4

5

6

7

- A. Mastered
- B. Not Mastered

Answer: A

Explanation:

Box 1: 1

Default Policy Tags apply to any item that doesn't have another tag applied to it. We need one to meet the following requirement:

? Ensure that any items without a retention tag are moved to the Archive mailbox

two years after they were created and permanently deleted seven years after they were created.

Box 2: 2

Retention Policy Tags apply to default mailbox folders (Inbox, Sent Items etc). We need two to meet the following requirements:

? Automatically delete items in the Junk Email folder after 30 days.

? Automatically delete items in the Sent Items folder after 300 days.

Box 3: 3

Personal tags can be applied by users to custom folders or individual emails. We need three to meet the following requirements:

? Enable users to tag items for deletion after one year.

? Enable users to tag items for deletion after two years.

? Enable users to tag items to be archived after one year.

NEW QUESTION 109

HOTSPOT - (Topic 2)

You need to implement a solution that meets the technical requirements for the retention of junk email, sent items, and deleted items.

What is the minimum number of retention policies and retention tags you should use? To answer, select the appropriate options in the answer area.

NOTE: Each correct selection is worth one point.

Retention tags:

	▼
1	
2	
3	
14	
30	

Retention policies:

	▼
1	
2	
3	
14	
30	

A. Mastered

B. Not Mastered

Answer: A

Explanation:

Retention tags:

	▼
1	
2	
3	
14	
30	

Retention policies:

	▼
1	
2	
3	
14	
30	

NEW QUESTION 114

- (Topic 2)

You need to recommend a solution to retain the items in the public folders. The solution must support the planned changes.

What should you recommend?

A. Create an Outlook rule that forwards all the items in each public folder to a compliance mailbox.

B. Place an In-Place Hold on all the mailboxes of the public folders.

- C. Increase the frequency of the backups.
- D. Modify the public folder permissions.

Answer: B

Explanation:

References:

<https://docs.microsoft.com/en-us/exchange/security-and-compliance/in-place-and-litigation-holds#placingpublic-folders-on-hold>

NEW QUESTION 118

HOTSPOT - (Topic 5)

You have a Microsoft Exchange Online tenant named adatum.com that contains a user named User1.

You plan to perform a new message trace for User1. The message trace must generate an Enhanced summary report.

Which three Delivery status options can be included in the report? To answer, select the appropriate options in the answer area.

NOTE: Each correct selection is worth one point.

Answer Area

New message trace

Senders ⓘ

U

User1@adatum.com

×

Recipients ⓘ

All

Time range (UTC-06:00) ⓘ

Custom time range

Last 2 day(s)

90301510721 day12 hr6 hr0

Detailed search options



Delivery status ⓘ

All

All

Delivered

Expanded

Failed

Pending

Quarantined

Filtered as spam

Getting status

- A. Mastered
- B. Not Mastered

Answer: A

Explanation:

Answer Area

New message trace

Senders ⓘ

U

User1@adatum.com

×

Recipients ⓘ

All

Time range (UTC-06:00) ⓘ

Custom time range

Last 2 day(s)

90301510721 day12 hr6 hr0

Detailed search options

^

Delivery status ⓘ

All

All

Delivered

Expanded

Failed

Pending

Quarantined

Filtered as spam

Getting status

NEW QUESTION 119
HOTSPOT - (Topic 5)
You have a Microsoft Exchange Online tenant.
You need to create a new policy to retain mailbox items for five years before the items are deleted. The policy must be assigned to any user that has a job title attribute of Manager.
Which type of policy should you create, and what should you create first? To answer, select the appropriate options in the answer area.
NOTE: Each correct selection is worth one point.

Answer Area

Policy type:

Retention policy

Auto-labeling policy

Retention label policy

Retention policy

Sensitivity label policy

First create:

A label

A data connector

A label

A messaging records management (MRM) retention tag

An adaptive scope

- A. Mastered
- B. Not Mastered

Answer: A

Explanation:

Answer Area

Policy type:
Auto-labeling policy
Retention label policy
Retention policy
Sensitivity label policy

First create:
A data connector
A label
A messaging records management (MRM) retention tag
An adaptive scope

NEW QUESTION 120

DRAG DROP - (Topic 5)

You have a Microsoft Exchange Online tenant.

Two users named User1 and User2 have left the company and have inactive mailboxes. Two new employees named User3 and User4 are hired and must meet the following requirements:

- User3 has the same job role as User1 and requires access to all the items in the User1 mailbox.
- User4 was hired to replace User2 and requires access to the User2 mailbox.

You need to recommend a solution for User3 and User4 to access the inactive mailboxes. The solution must minimize administrative effort.

What should you recommend for each user? To answer, drag the appropriate solutions to the correct users. Each solution may be used once, more than once, or not at all. You may need to drag the split bar between panes or scroll to view content.

Solutions

Convert the mailbox to a shared mailbox
Export the contents of the mailbox
Recover the mailbox
Restore the mailbox

Answer Area

User3:

User4:

- A. Mastered
B. Not Mastered

Answer: A

Explanation:

Solutions

Convert the mailbox to a shared mailbox
Export the contents of the mailbox
Recover the mailbox
Restore the mailbox

Answer Area

User3: Convert the mailbox to a shared mailbox
User4: Export the contents of the mailbox

NEW QUESTION 121

- (Topic 5)

You have a hybrid deployment between a Microsoft Exchange Online tenant and an on-premises Exchange Server 2019 server.

Users report that the email they send to external recipients is marked as spam.

You need to validate the Reverse DNS and Sender ID data for the on-premises server. What should you use in the Microsoft Remote Connectivity Analyzer?

- A. Inbound SMTP Email
B. Outbound SMTP Email
C. Message Analyzer
D. Exchange Online Custom Domains DNS Connectivity Test

Answer: B

NEW QUESTION 124

SIMULATION - (Topic 5)

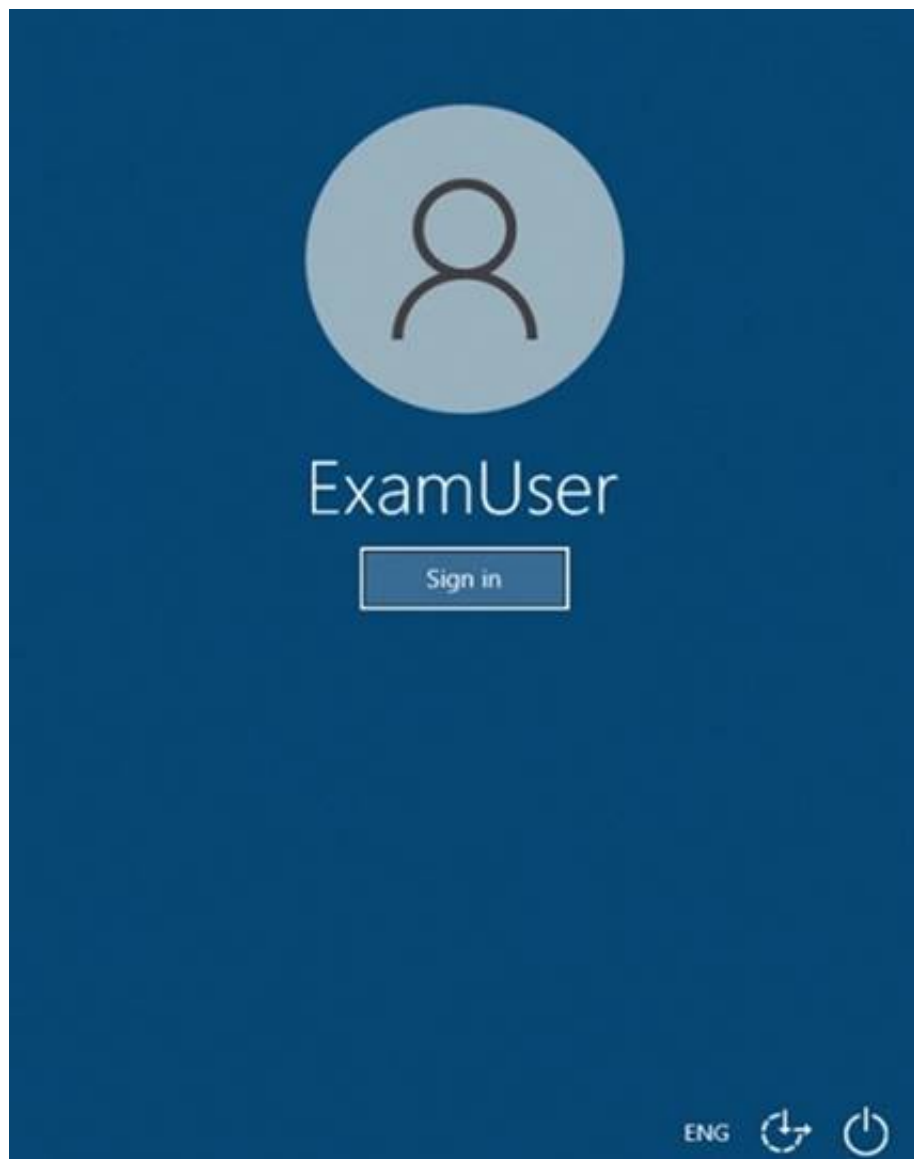
Please wait while the virtual machine loads. Once loaded, you may proceed to the lab section. This may take a few minutes, and the wait time will not be deducted from your overall test time.

When the Next button is available, click it to access the lab section. In this section, you will perform a set of tasks in a live environment. While most functionality will be available to you as it would be in a live environment, some functionality (e.g., copy and paste, ability to navigate to external websites) will not be possible by design.

Scoring is based on the outcome of performing the tasks stated in the lab. In other words, it doesn't matter how you accomplish the task, if you successfully perform it, you will earn credit for that task.

Labs are not timed separately, and this exam may have more than one lab that you must complete. You can use as much time as you would like to complete each lab. But, you should manage your time appropriately to ensure that you are able to complete the lab(s) and all other sections of the exam in the time provided.

Please note that once you submit your work by clicking the Next button within a lab, you will NOT be able to return to the lab.



Use the following login credentials as needed:

To enter your username, place your cursor in the Sign in box and click on the username below.

To enter your password, place your cursor in the Enter password box and click on the password below.

Microsoft 365 Username: admin@abc.com

Microsoft 365 Password: xxxxxx

If the Microsoft 365 portal does not load successfully in the browser, press CTRL-K to reload the portal in a new browser tab.

The following information is for technical support purposes only.

Lab Instance: XXXXXX

You need to ensure that all emails sent from the users in your company to recipients who use a suffix of @fabnkam.com are encrypted by using Microsoft Office 365 Message Encryption (OME).

To complete this task, sign in to the Exchange admin center.

- A. Mastered
- B. Not Mastered

Answer: A

Explanation:

? In the Microsoft 365 admin center, choose Admin centers > Exchange.

? In the EAC, go to Mail flow > Rules and select New + > Create a new rule.

? In Name, type a name for the rule, such as Encrypt mail for DrToniRamos@hotmail.com.

? In Apply this rule if, select a condition, and enter a value if necessary. For example, to encrypt messages going to DrToniRamos@hotmail.com:

- _ In Apply this rule if, select the recipient is.
- _ Select an existing name from the contact list or type a new email address in the check names box.
- To select an existing name, select it from the list and then click OK.
- To enter a new name, type an email address in the check names box and then select check names >OK.

? To add more conditions, choose More options and then choose add condition and select from the list.

For example, to apply the rule only if the recipient is outside your organization, select add condition and then select the recipient is external/internal >Outside the organization >OK.

? To enable encryption using the new OME capabilities, from Do the following, select Modify the message security and then choose Apply Office 365 Message Encryption and rights protection. Select an RMS template from the list, choose Save, and then choose OK.

NEW QUESTION 128

DRAG DROP - (Topic 5)

You have a Microsoft 365 E5 subscription that contains a public folder named Folder1 and two users named User1 and User2. You need to ensure that the users can perform the actions shown in the following table.

User	Action
User1	<ul style="list-style-type: none">• Create new items.• Delete items created by User1.• Only modify items created by User1.• Read existing items.• View folders.
User2	<ul style="list-style-type: none">• Create subfolders.• Read all items.• Delete all items.• Only modify items created by User2.

The solution must use the principle of least privilege and minimize administrative effort. Which folder permission should you grant to each user? To answer, drag the appropriate permissions to the correct users. Each permission may be used once, more than once, or not at all. You may need to drag the split bar between panes or scroll to view content.

NOTE: Each correct selection is worth one point.

Permissions

Author

Custom

Editor

Non-Editing Author

Owner

PublishingEditor

PublishingAuthor

Answer Area

User1:

User2:

- A. Mastered
- B. Not Mastered

Answer: A

Explanation:

Permissions

Author

Custom

Editor

Non-Editing Author

Owner

PublishingEditor

PublishingAuthor

Answer Area

User1:

Author

User2:

PublishingAuthor

NEW QUESTION 130

- (Topic 5)

You have a Microsoft Exchange Online tenant that uses a third-party email hygiene system named Service1. Service1 blocks all encrypted email. All external email is routed through Service1 by using a connector. Users classify email by using sensitivity labels. Emails classified as Secret are encrypted automatically. You need to ensure that the users can send emails classified as Secret to external recipients. Which two items should you create? Each correct answer presents part of the solution.

NOTE: Each correct selection is worth one point.

- A. a remote domain
- B. a connector
- C. a data loss prevention (DLP) policy
- D. a mail flow rule
- E. a label policy

Answer: BD

Explanation:

Use an additional Connector and a Mail Flow Rule to bypass the third-party email hygiene system for emails that have the Secret sensitivity label. Emails with the sensitivity label will use the new connector. All other emails will use the existing connector.

Reference:

<https://docs.microsoft.com/en-us/exchange/mail-flow-best-practices/use-connectors-to-configure-mail-flow/conditional-mail-routing>

NEW QUESTION 134

- (Topic 5)

You have a Microsoft Exchange Online tenant that contains a group named Group1.

The members of Group1 need to create user mailboxes. The solution must use the principle of least privilege.

To which role group should you add Group1?

- A. Recipient Management
- B. Security Operator
- C. Help Desk
- D. Organization Management

Answer: A

NEW QUESTION 139

- (Topic 5)

You have a hybrid deployment of Microsoft Exchange Server 2019.

Users in your company's sales department have on-premises mailboxes and PST files. You need to migrate the PST files to archive mailboxes. The archive mailboxes must reside

in Exchange Online. What should you do first?

- A. From Exchange Management Shell, run the Enable-Mailbox cmdlet and specify the-Archive parameter.
- B. From Exchange Management Shell, run the New-MoveRequest cmdlet.
- C. From Exchange Online PowerShell, run the Set-Mailbox cmdlet and specify the-ArchiveStatus parameter.
- D. From Exchange Online PowerShell, run the New-Mailbox cmdlet and specify the-Archive parameter.

Answer: A

Explanation:

Reference:

<https://docs.microsoft.com/en-us/powershell/module/exchange/enable-mailbox?view=exchange-ps>

NEW QUESTION 144

- (Topic 5)

You have a Microsoft Exchange Online tenant that uses an email domain named @contoso.com.

You recently purchased an email domain named fabrikam.com.

You need to ensure that all the users in the tenant can receive email messages by using the @fabrikam.com email domain. The solution must ensure that the users can continue to receive email by using the @contoso.com email domain.

Which two actions should you perform? Each correct answer presents part of the solution.

NOTE: Each correct selection is worth one point.

- A. From the Microsoft 365 admin center, add the fabrikam.com email domain.
- B. From the Exchange admin center, add an accepted domain for fabrikam.com.
- C. From the Microsoft 365 admin center, modify the organization profile.
- D. From the Exchange admin center, add a remote domain for fabrikam.com.
- E. From the Exchange Management Shell, create a script that runs the Set-Mailbox cmdlet.

Answer: AE

Explanation:

A: the first step is to add the Fabrikam.com domain to Microsoft 365. You would also need to verify the domain (verify that you own the domain).

E: create a script that runs the Set-Mailbox cmdlet to add an @fabrikam.com email address to each mailbox.

NEW QUESTION 145

- (Topic 5)

You have a Microsoft 365 E5 subscription.

A user attempts to send an email message to an external recipient and receives the following error message: "Your message couldn't be delivered because you weren't recognized as a valid sender. The most common reason for this is that your email address is suspected of sending spam and it's no longer allowed to send messages outside of your organization. Contact your mail admin for assistance. Remote Server returned '550 5.1.8 Access denied, bad outbound sender'."

You need to ensure that the user send email to external recipients. What should you do?

- A. compliance management in the Exchange admin center
- B. Data loss prevention in the Security & Compliance admin center
- C. Threat management in the Security & Compliance admin center
- D. action center in the Exchange admin center

Answer: C

Explanation:

<http://automatica.com.au/2020/01/office-365-single-users-unable-to-send-email-access-denied-bad-outbound-sender-error/>

NEW QUESTION 149

- (Topic 5)

You have a Microsoft 365 subscription that uses Microsoft Exchange Online Protection (EOP) with the default settings.

You need to ensure that email messages sent from the unauthorized IP addresses of any sending domain are marked as High confidence spam The solution must minimize administrative effort.

What should you do?

- A. For the default anti-spam inbound policy, set SPF record: hard fail to On
- B. For the default connection filter policy, add an entry to the IP Block List.
- C. For the default anti-spam inbound policy, set Conditional Sender ID filtering: hard fail to On

D. Create a mail flow rule.

Answer: A

NEW QUESTION 150

DRAG DROP - (Topic 5)

Your company named Contoso, Ltd. has a Microsoft Exchange Server 2019 hybrid deployment.

A partner company named Fabrikam, Inc. uses an Exchange Online subscription for email. You need to ensure that all the users at Fabrikam can view the free/busy information of the users at Contoso.

What should you configure? To answer, drag the appropriate components to the correct companies. Each component may be used once, more than once, or not at all. You may need to drag the split bar between panes or scroll to view content.

NOTE: Each correct selection is worth one point.

Components

A connector

A sharing policy

A remote domain

A federation trust

An organization relationship

Answer Area

For Fabrikam:

Component

For Contoso:

Component

- A. Mastered
- B. Not Mastered

Answer: A

Explanation:

Components

A connector

A sharing policy

A remote domain

A federation trust

An organization relationship

Answer Area

For Fabrikam:

An organization relationship

For Contoso:

An organization relationship

NEW QUESTION 152

HOTSPOT - (Topic 5)

You run several PowerShell commands as shown in the following exhibit.


```
PS C:\> Get-AddressListPolicy | Format-Table

Name                GlobalAddressList      AddressLists              OfflineAddressBook      RoomList
-----                -
Fabrikam-ABP        \Fabrikam               \Fabrikam                 \Fabrikam-OAB           \All Rooms
Contoso-ABP         \Contoso                \Contoso-IT, \Contoso-Marketing \Contoso-OAB           \All Rooms

PS C:\> Get-GlobalAddressList | Format-Table

Name                RecipientFilter
-----                -
Contoso              ((Company -eq 'Contoso'))
Fabrikam              ((Company -eq 'Fabrikam'))

PS C:\> Get-AddressList | Format-Table

Name                DisplayName              RecipientFilter
-----                -
Contoso-Marketing    Contoso-Marketing        ((Company -eq 'Contoso') -and (Department -eq 'Marketing'))
Fabrikam              Fabrikam                  ((Company -eq 'Fabrikam'))

PS C:\> Get-ADUser | Where Name -eq "James Smith" | Select Name, UserPrincipalName, Company, Department

Name                UserPrincipalName      Company      Department
-----                -
James Smith         jsmith@contoso.com      Contoso      Marketing

PS C:\> Get-Mailbox | Where Name -eq "Executive Conference Room" | Select Name, Alias, Office, Database

Name                Alias                Office      Database
-----                -
Executive Conference Room executiveconferenceroom Contoso      DB1
```

Use the drop-down menus to select the answer choice that completes each statement based on the information presented in the graphic.
NOTE: Each correct selection is worth one point.

James Smith will appear on the [answer choice] address list.

Contoso-IT

Contoso-Marketing

Fabrikam

The Executive Conference Room will appear in [answer choice].

Contoso-ABP only

Fabrikam-ABP only

Contoso-ABP and Fabrikam-ABP

none of the policies

- A. Mastered
- B. Not Mastered

Answer: A

Explanation:

James Smith will appear on the [answer choice] address list.

Contoso-IT

Contoso-Marketing

Fabrikam

The Executive Conference Room will appear in [answer choice].

Contoso-ABP only

Fabrikam-ABP only

Contoso-ABP and Fabrikam-ABP

none of the policies

NEW QUESTION 154

- (Topic 5)
Your company has an Exchange Server 2019 organization that has servers deployed in two Active Directory forests named adatum.com and contoso.com The organization contains five Mailbox servers and two Edge Transport servers. You deploy Microsoft 365 and configure Exchange Online. You plan to configure hybrid mail transport. You need to identify the number of third-party CA certificates that must be used in the deployment. What is the minimum number of certificates?

- A. 1
- B. 2
- C. 4

D. 5

Answer: A

NEW QUESTION 159

HOTSPOT - (Topic 5)

You have a Microsoft Exchange Server 2019 hybrid deployment.

You are migrating mailboxes from the on-premises organization to Exchange Online. From the Exchange admin center, you create a new migration batch that includes 25

mailboxes, and then you select Manual Complete the batch.

Later, you must complete the migration of a mailbox named user1@litware.com in the batch as soon as possible. You discover that the status of the migration batch is Syncing, but the status of the move request for user1@litware.com is Synced.

You need to complete the migration of the user1@litware.com mailbox to Exchange Online as soon as possible.

How should you complete the command? To answer, select the appropriate options in the answer area.

NOTE: Each correct selection is worth one point.

<div><div></div><div>Set-MoveRequest</div><div>Set-MigrationBatch</div><div>Set-MigrationConfig</div></div>	-Identity "user1@litware.com"	<div><div></div><div>-CompleteAfter(Get-Date)</div><div>-SuspendWhenReadyToComplete \$false</div><div>-PreventCompletion \$false</div></div>
---	-------------------------------	--

Resume-MoveRequest -Identity "user1@litware.com"

A. Mastered

B. Not Mastered

Answer: A

Explanation:

<div><div></div><div>Set-MoveRequest</div><div>Set-MigrationBatch</div><div>Set-MigrationConfig</div></div>	-Identity "user1@litware.com"	<div><div></div><div>-CompleteAfter(Get-Date)</div><div>-SuspendWhenReadyToComplete \$false</div><div>-PreventCompletion \$false</div></div>
---	-------------------------------	--

Resume-MoveRequest -Identity "user1@litware.com"

NEW QUESTION 163

- (Topic 5)

Your on-premises network contains a proxy server and a firewall. The proxy server is configured to inspect the contents of HTTP and HTTPS sessions to identify disallowed content. Only the proxy server can connect to the internet through the firewall.

You implement Microsoft Exchange Online.

Users report that they receive an error message when they attempt to connect to their mailbox by using Microsoft Outlook.

From the internal network, you connect to <https://outlookoffice.com/mail> and discover a certificate error.

You discover that the certificate error contains information about a certificate issued by your company's internal certification authority (CA).

You need to ensure that all the users can connect successfully to their mailbox. What should you do?

A. Install a new root CA certificate on the client computer of each user.

B. Configure client computers to bypass the proxy server when they access https://*.microsoft.com.

C. Disable HTTPS content inspection on the proxy server.

D. Install a new root CA certificate on the proxy server.

Answer: D

Explanation:

Reference:

<https://docs.microsoft.com/en-us/outlook/troubleshoot/connectivity/error-when-outlook-uses-rpc-https-connectserver>

NEW QUESTION 166

- (Topic 5)

Note: This question is part of a series of questions that present the same scenario. Each question in the series contains a unique solution that might meet the stated goals. Some question sets might have more than one correct solution, while others might not have a correct solution.

After you answer a question in this section, you will NOT be able to return to it. As a result, these questions will not appear in the review screen.

You have a Microsoft Exchange Online tenant that contains the following email domains:

? Adatum.com

? Contoso.com

? Fabrikam.com

When external recipients receive email messages from the users in the tenant, all the messages are delivered by using the @contoso.com email domain.

You need to ensure that the users send email by using the @fabrikam.com email domain. Solution: From the Microsoft 365 admin center, you set fabrikam.com as the default domain.

Does this meet the goal?

A. Yes

B. No

Answer: B

Explanation:

Reference:

<https://docs.microsoft.com/en-us/microsoft-365/admin/setup/domains-faq?view=o365-worldwide#how-do-i-set-or-change-the-default-domain-in-microsoft-365>

NEW QUESTION 169

- (Topic 5)

Your company has a Microsoft Exchange Server 2019 organization that contains two servers in a database availability group (DAG).

The customer service department at the company uses public folders to receive customer communications.

Only users in the customer service department can read items in the folders.

For a new customer, you create a mail-enabled public folder that has the default settings. The customer reports that when she sends an email message to the email address of the

public folder, she receives a non-delivery report (NDR). You need to ensure that the public folder can receive email.

Which public permissions should you configure in Microsoft Outlook?

- A. Grant the Author permission to the Default group
- B. Grant the Author permission to the Anonymous group
- C. Grant the Create items permission to the Anonymous group
- D. Grant the Create items permission to the Default group

Answer: C

Explanation:

Reference:

<https://docs.microsoft.com/en-us/exchange/collaboration/public-folders/mail-enable-or-disable?view=exchserver-2019>

NEW QUESTION 174

DRAG DROP - (Topic 5)

You have a Microsoft 365 subscription.

You need to modify the anti-spam settings to meet the following requirements:

? Quarantine spam for 30 days.

? Notify administrators if users are blocked for sending spam.

? Every three days, provide users with a report that details which email messages were identified as spam.

Which spam filter policy should you modify to meet each requirement? To answer, drag the appropriate policies to the correct requirements. Each policy may be used once, more than once, or not at all. You may need to drag the split bar between panes or scroll to view content.

NOTE: Each correct selection is worth one point.

Policies	Answer Area
The connection filter policy	Quarantine spam for 30 days: <input type="text"/>
The default spam filter policy	Notify administrators if users are blocked for sending spam: <input type="text"/>
The outbound spam filter policy	Every three days, provide users with a report that details which messages were identified as spam: <input type="text"/>
The spoof intelligence policy	

- A. Mastered
- B. Not Mastered

Answer: A

Explanation:

Policies	Answer Area
The connection filter policy	Quarantine spam for 30 days: The default spam filter policy
The default spam filter policy	Notify administrators if users are blocked for sending spam: The outbound spam filter policy
The outbound spam filter policy	Every three days, provide users with a report that details which messages were identified as spam: The default spam filter policy
The spoof intelligence policy	

NEW QUESTION 176

HOTSPOT - (Topic 5)

You have a Microsoft 365 subscription that contains a Microsoft Exchange Online tenant.

An named App1 emails files to a group named App1support. The files are sent in a file that has the jar extension.

You have tie anti-malware policy shown in following exhibit.

Default (Default)

● Always on | Priority Lowest

Protection settings

To enable only the members of the App1support group to receive the JAR files, you must [answer choice].

add a new file entry to the Tenant Allow/Block List

create a new anti-malware policy

customize the file types for the default anti-malware policy

disable the common attachments filter for the default anti-malware policy

To periodically rescan previously delivered email messages in all mailboxes, you must [answer choice].

create a new anti-malware policy

enable zero-hour auto purge (ZAP) for malware in the default anti-malware policy

select a different quarantine policy for the default anti-malware policy

- A. Mastered
B. Not Mastered

Answer: A

Explanation:

To enable only the members of the App1support group to receive the JAR files, you must [answer choice].

add a new file entry to the Tenant Allow/Block List

create a new anti-malware policy

customize the file types for the default anti-malware policy

disable the common attachments filter for the default anti-malware policy

To periodically rescan previously delivered email messages in all mailboxes, you must [answer choice].

create a new anti-malware policy

enable zero-hour auto purge (ZAP) for malware in the default anti-malware policy

select a different quarantine policy for the default anti-malware policy

NEW QUESTION 177

HOTSPOT - (Topic 5)

You have an Exchange Online tenant that has the anti-spam settings configured as shown in the following exhibit.

Standard settings

On

Standard

Spam action

Mark bulk email as spam

Bulk threshold

Mark NDR backscatter as spam

Safety Tips

Bulk email

Phishing email

Move message to Junk Email folder

On

7

Off

On

Move message to Junk Email folder

Quarantine message

To change these settings or add new ones, switch to custom settings

Use the drop-down menus to select the answer choice that completes each statement based on the information presented in the graphic.
NOTE: Each correct selection is worth one point.

Users will see safety tips when they access their mailbox from [answer choice].

Outlook on the web only

Microsoft Outlook 2019 only

Microsoft Outlook 2019 and Outlook on the web

To reduce the amount of bulk email delivered to the Inbox folders of users, you must [answer choice].

modify Spam action

increase the value of Bulk threshold

decrease the value of Bulk threshold

A. Mastered
B. Not Mastered

Your Partner of IT Exam

visit - <https://www.exambible.com>

Answer: A

Explanation:

Users will see safety tips when they access their mailbox from [answer choice].

▼

Outlook on the web only

Microsoft Outlook 2019 only

Microsoft Outlook 2019 and Outlook on the web

To reduce the amount of bulk email delivered to the Inbox folders of users, you must [answer choice].

▼

modify Spam action

increase the value of Bulk threshold

decrease the value of Bulk threshold

NEW QUESTION 182

DRAG DROP - (Topic 5)

You have a Microsoft Exchange Online tenant that does NOT contain any public folders.

You need to create a new public folder. The solution must ensure that users can create a post by sending an email to the folder.

Which three actions should you perform in sequence? To answer, move the appropriate cmdlets from the list of cmdlets to the answer area and arrange them in the correct order.

Actions

Answer Area

Assign an Exchange Online license.

Create a public folder mailbox.

Create a public folder.

Create a Microsoft 365 group.

Create a shared mailbox.

Mail-enable the public folder.

Set an email address on a pubic folder.



- A. Mastered
- B. Not Mastered

Answer: A

Explanation:

Actions

Answer Area

Assign an Exchange Online license.

Create a public folder mailbox.

Create a public folder.

Create a Microsoft 365 group.

Create a shared mailbox.

Mail-enable the public folder.

Set an email address on a pubic folder.



Create a public folder mailbox.

Create a public folder.

Mail-enable the public folder.

NEW QUESTION 185

- (Topic 5)

You have a Microsoft Exchange Online tenant. All users have Exchange Online mailboxes.

Your company has 10 projectors that are used by 30 managers.

You need to recommend a solution to manage the availability and scheduling of the projectors. The solution must NOT require additional Microsoft 365 licenses.

What Exchange Online object should you recommend creating for each projector?

- A. a public folder
- B. a distribution list
- C. a user mailbox
- D. a resource mailbox

Answer: D

Explanation:

Resource mailboxes are for the scheduling of resources such as projectors. They do not require a license.

Reference:

<https://docs.microsoft.com/en-us/microsoft-365/admin/manage/room-and-equipment-mailboxes?view=o365-worldwide>

NEW QUESTION 186

DRAG DROP - (Topic 5)

Your company has a Microsoft Exchange Online subscription for an email domain named contoso.com.

The company works with a partner company that uses an email domain named tailspintoys.com.

You need to configure the environment only to accept email from tailspintoys.com if the email is sent from an IP address of 131.107.12.85.

How should you configure the connector from the Exchange admin center? To answer, drag the appropriate options to the correct message settings. Each option may be used once, more than once, or not at all. You may need to drag the split bar between panes or scroll to view content.

NOTE: Each correct selection is worth one point.

Options	Answer Area
Office 365	
Your organization's email server	To: <input type="text"/>
Partner organization	From: <input type="text"/>
Internet	

- A. Mastered
- B. Not Mastered

Answer: A

Explanation:

<https://docs.microsoft.com/en-us/exchange/mail-flow-best-practices/use-connectors-to-configure-mail-flow/set-up-connectors-for-secure-mail-flow-with-a-partner>

NEW QUESTION 188

SIMULATION - (Topic 5)

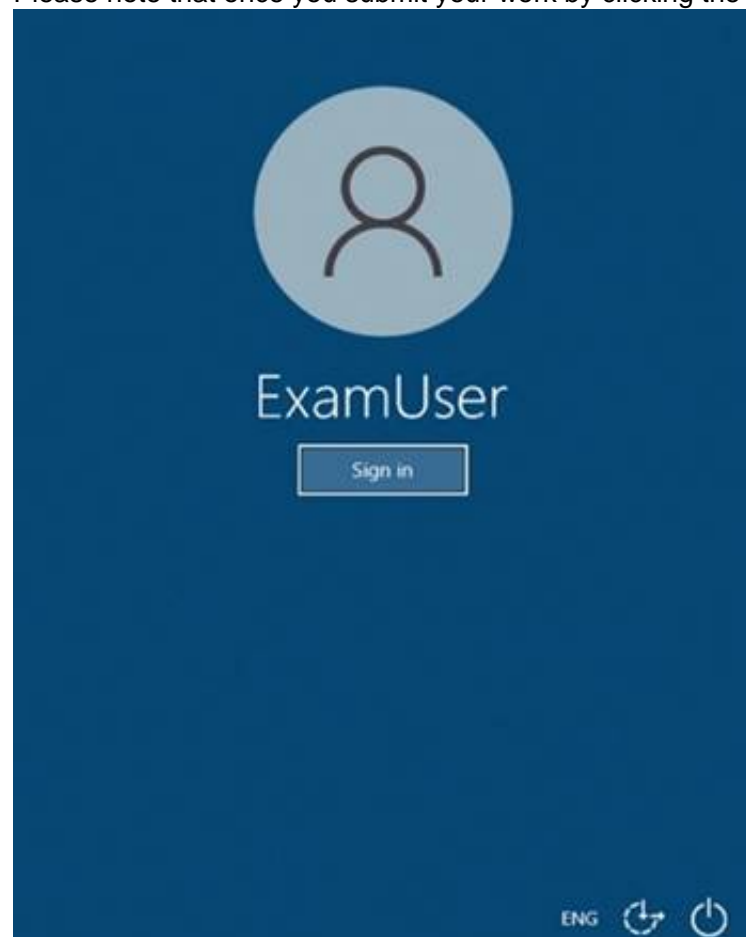
Please wait while the virtual machine loads. Once loaded, you may proceed to the lab section. This may take a few minutes, and the wait time will not be deducted from your overall test time.

When the Next button is available, click it to access the lab section. In this section, you will perform a set of tasks in a live environment. While most functionality will be available to you as it would be in a live environment, some functionality (e.g., copy and paste, ability to navigate to external websites) will not be possible by design.

Scoring is based on the outcome of performing the tasks stated in the lab. In other words, it doesn't matter how you accomplish the task, if you successfully perform it, you will earn credit for that task.

Labs are not timed separately, and this exam may have more than one lab that you must complete. You can use as much time as you would like to complete each lab. But, you should manage your time appropriately to ensure that you are able to complete the lab(s) and all other sections of the exam in the time provided.

Please note that once you submit your work by clicking the Next button within a lab, you will NOT be able to return to the lab.



Use the following login credentials as needed:

To enter your username, place your cursor in the Sign in box and click on the username below.

To enter your password, place your cursor in the Enter password box and click on the password below.

Microsoft 365 Username: admin@abc.com

Microsoft 365 Password: xxxxxx

If the Microsoft 365 portal does not load successfully in the browser, press CTRL-K to reload the portal in a new browser tab.

The following information is for technical support purposes only.

Lab Instance: XXXXXX

You need to ensure that a user named Miriam Graham has the required rights to create new

recipients by using the Exchange Online admin center. Miriam must be prevented from managing recipients. The solution must use the principle of least privilege.

To complete this task, sign in to the Microsoft 365 admin center.

A. Mastered

B. Not Mastered

Answer: A

Explanation:

? From the Microsoft 365 admin center dashboard, go to Admin > Exchange.

? In the Exchange admin center, go to Roles > Admin roles, select the Recipient Management role group.

? In Assigned section, add Miriam Graham to the role group.

? When you're finished, click Save.

NEW QUESTION 192

- (Topic 5)

You plan to use the Hybrid Agent to integrate your Microsoft Exchange Server 2016 organization and Exchange Online.

The installation of the Hybrid Agent fails.

You validate the following Exchange virtual directory settings.

```
Get-WebServicesVirtualDirectory | fl
```

```
ExternalAuthenticationMethods: {Ntlm, WindowsIntegrated, WSSecurity, OAuth}
InternalURL : https://mail.contoso.com/EWS/Exchange.asmx
ExternalURL: https://mail.contoso.com/EWS/Exchange.asmx
MRSPProxyEnabled: False
Server : EX01
```

```
Get-MAPIVirtualDirectory | fl
```

```
InternalURL : https://autodiscover.contoso.com/mapi
ExternalURL: https://Autodiscover.contoso.com/mapid
Server: EX01
```

```
Get-OWAVirtualDirectory | fl
```

```
InternalURL : https://mail.contoso.com/owa
ExternalURL: https://mail.contoso.com/owa
Server: EX01
```

You need to install the Hybrid Agent successfully. What should you do first?

A. Update the server parameter of WebServicesVirtualDirectory to the FQDN of Exchange instead of the host name.

B. Set MRSPProxyEnabled to True.

C. Remove WindowsIntegrated from ExternalAuthenticationMethods.

D. Change the ExternalURL parameter of MAPIVirtualDirectory to https://mail.contoso.com instead of https://autodiscover.contoso.com.

Answer: B

Explanation:

Reference:

<https://docs.microsoft.com/en-us/exchange/hybrid-deployment/hybrid-agent#running-setup>

NEW QUESTION 197

- (Topic 5)

Your company has a Microsoft Exchange Server 2019 hybrid deployment. The company has a finance department.

You need to move all the on-premises mailboxes of the finance department to Exchange Online. The bulk of the move operation must occur during a weekend when the company's Internet traffic is lowest. The move must then be finalized the following Monday. The solution must minimize disruption to end users.

What should you do first?

A. Schedule a task that runs the New-MoveRequest cmdlet and specifies the Remote parameter.

B. Run the New-MigrationBatch cmdlet and specify the MoveOptions parameter.

C. Run the New-MigrationBatch cmdlet and specify the CompleteAfter parameter.

D. Create a script that moves most of the mailboxes on Friday at 22:00 and the remaining mailboxes on Monday at 09:00.

Answer: C

Explanation:

Reference:

<https://docs.microsoft.com/en-us/powershell/module/exchange/new-migrationbatch?view=exchange-ps>

NEW QUESTION 198

HOTSPOT - (Topic 5)

You have a Microsoft Exchange Online tenant.

You recently hired two new administrators named Admin5 and Admin6. You need to grant the following permissions to the new administrators:

? Admin5 must be able to assign licenses to users.

? Admin6 must be able to modify the email SPAM settings of all users.

? Admin5 must be able to configure the email forwarding settings of all users.

? Admin5 and Admin6 must be able to manage the mailbox permissions of all users. The solution must use the principle of least privilege.

Which role should you assign to each user? To answer, select the appropriate options in the answer area.

NOTE: Each correct selection is worth one point.

Admin5:

	▼
User Administrator	
Global Administrator	
Exchange Administrator	

Admin6:

	▼
User Administrator	
Global Administrator	
Exchange Administrator	

A. Mastered

B. Not Mastered

Answer: A

Explanation:

Admin5:

	▼
User Administrator	
Global Administrator	
Exchange Administrator	

Admin6:

	▼
User Administrator	
Global Administrator	
Exchange Administrator	

NEW QUESTION 200

- (Topic 5)

You have a Microsoft Exchange Online tenant that contains a mailbox named Sales.

You need to create a copy of all the external email sent from the Sales mailbox to an alternate location.

What should you create?

A. a data loss prevention (DLP) policy

B. a records management file plan

C. a journaling rule

D. a retention policy

Answer: C

NEW QUESTION 201

- (Topic 5)

You have a hybrid deployment between a Microsoft Exchange Online tenant and an on- premises Exchange Server 2019 organization. The deployment contains an Exchange Server 2019 server named Server1.

Server1 has a public certificate named Cert1 that is bound to the SMTP protocol. Cert1 will expire soon.

you replace Cert1 with a new certificate named Cert2 from a different public certification authority (CA)

After you replace the certificate, you discover that email delivery between Server1 and the Exchange Online tenant fails.

You need to ensure that messages can be delivered successfully What should you do on Server1?

- A. Return the Hybrid Configuration wizard
- B. Restart the MSExchangeTransport service.
- C. Recreate the certificate and include an exportable private key.
- D. Bind a self-signed certificate to the SMTP protocol.

Answer: A

Explanation:

When replacing a certificate used in a hybrid deployment, you should run the Hybrid Configuration wizard again to update the certificate information in the hybrid configuration settings. This process updates the certificate used by the hybrid deployment and ensures that email delivery between the on-premises Exchange Server and the Exchange Online tenant is successful.

NEW QUESTION 202

- (Topic 5)

You have a Microsoft Exchange Online tenant named contoso.com.

The Exchange configuration contains the following public folder hierarchy:

- Support
- Messages
- Calendar

You create a distribution list named HelpDesk@contoso.com.

You need to add the Messages public folder to the HelpDesk distribution list. What should you do first?

- A. Mail-enable the Support public folder
- B. Create a new public folder mailbox
- C. Mail-enable the Messages public folder
- D. Upgrade HelpDesk to a Microsoft 365 group

Answer: A

Explanation:

Reference:

<https://docs.microsoft.com/en-us/exchange/collaboration/public-folders/mail-enable-or-disable?view=exchserver-2019>

NEW QUESTION 204

- (Topic 5)

You have a Microsoft Exchange Server 2019 organization.

You need to ensure that a user named User1 can prevent mailbox content from being deleted if the content contains the words Fabrikam and Confidential.

What should you do?

- A. Add User1 to the Organization Management management role group.
- B. Add User1 to the Records Management management role group.
- C. Assign the mailbox Search and Mailbox Import Export
- D. Assign the Mailbox Search and Legal Hold management roles to User1.

Answer: D

Explanation:

References:

<https://docs.microsoft.com/en-us/exchange/policy-and-compliance/holds/holds?view=exchserver-2019>

NEW QUESTION 206

- (Topic 5)

Note: This question is part of a series of questions that present the same scenario. Each question in the series contains a unique solution that might meet the stated goals. Some question sets might have more than one correct solution, while others might not have a correct solution.

After you answer a question in this section, you will NOT be able to return to it. As a result, these questions will not appear in the review screen.

You have a Microsoft Exchange Online tenant that contains 1,000 mailboxes.

All the users in the sales department at your company are in a group named Sales.

The company is implementing a new policy to restrict the use of email attachments for the users in the Sales group.

You need to prevent all email messages that contain attachments from being delivered to

the users in the Sales group.

Solution: You modify the Exchange Online Protection (EOP) settings. Does this meet the goal?

- A. Yes
- B. No

Answer: B

Explanation:

You can block common attachments (attachments commonly used as malware) in EOP but not all attachments

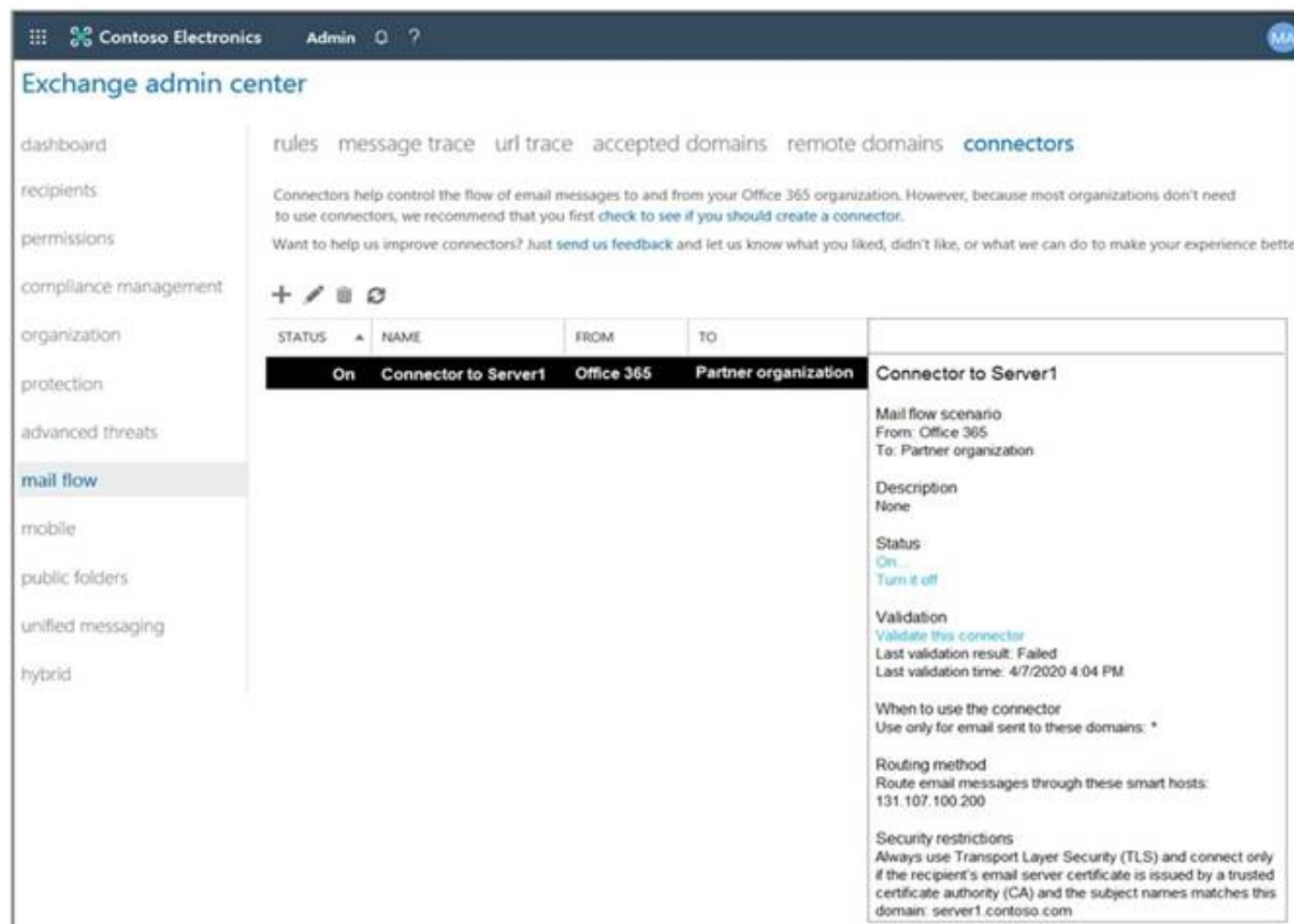
as required in this question. Instead, you should create a mail flow rule. Reference:

<https://docs.microsoft.com/en-us/exchange/security-and-compliance/mail-flow-rules/common-attachmentblocking-scenarios>

NEW QUESTION 210

HOTSPOT - (Topic 5)

You have a Microsoft Exchange Online tenant as shown in the following exhibit.



All email recipients have an email address that uses an SMTP suffix of @contoso.com.

Use the drop-down menus to select the answer choice that completes each statement based on the information presented in the graphic.

NOTE: Each correct selection is worth one point.

131.107.100.200 will route ▼

all email messages from Exchange Online to any contoso.com recipients.
all email from Exchange Online to any external recipients
all email messages from Exchange Online to recipients hosted on Server1 only

The Exchange Online tenant ▼

cannot receive email messages from the internet
can receive email messages from server1.contoso.com only
can receive email messages from any email host on the internet

- A. Mastered
- B. Not Mastered

Answer: A

Explanation:

Box 1:

Under “When to use this connector”, it says “Use only for email sent to these domains: *” The asterisk means all domains so any external email will use the connector.

Box 2:

With Exchange Online, you don’t need to configure a receive connector as you would with on-premises Exchange. Therefore, the server by default will be able to receive emails from any email host.

NEW QUESTION 211

- (Topic 5)

You have a Microsoft Exchange Server 2019 organization.

A compliance manager plans to create retention policies for the mailboxes of executive users. The policies will move specific emails to an archive mailbox.

You need to create an archive mailbox for each executive user. What should you do?

- A. Run the New-Mailbox cmdlet-
- B. Enable mailbox journaling.
- C. Enable In-Place Archiving for each mailbox.
- D. Run the set-Mailbox cmdlet.

Answer: C

Explanation:

<https://docs.microsoft.com/en-us/exchange/policy-and-compliance/in-place-archiving/in-place-archiving?view=exchserver-2019>

NEW QUESTION 214

HOTSPOT - (Topic 5)

You run the following PowerShell command in a Microsoft 365 environment.

```
PS C:\WINDOWS\system32> Get-OrganizationConfig | fl *group*
```

```
DistributionGroupDefaultOU           :
DistributionGroupNameBlockedWordsList : {}
DistributionGroupNamingPolicy         :
MailTipsGroupMetricsEnabled          : True
DirectReportsGroupAutoCreationEnabled : False
GroupsCreationEnabled                 : False
HiddenMembershipGroupsCreationEnabled : False
GroupsUsageGuidelinesLink            :
DefaultGroupAccessType                : Private
IsMIPLabelForGroupsEnabled            : False
OcmGroupId                           :
```

Use the drop-down menus to select the answer choice that completes each statement based on the information presented in the command.

NOTE: Each correct selection is worth one point.

[Answer choice] can view the list of members in a group

	▼
Only administrators	
Only administrators and group owners	
All users	

[Answer choice] can view the contents of a group mailbox

	▼
Only administrators	
Only administrators and group owners	
All users	

- A. Mastered
- B. Not Mastered

Answer: A

Explanation:

[Answer choice] can view the list of members in a group

	▼
Only administrators	
Only administrators and group owners	
All users	

[Answer choice] can view the contents of a group mailbox

	▼
Only administrators	
Only administrators and group owners	
All users	

NEW QUESTION 215

- (Topic 5)

You have an on-premises Microsoft Exchange Server 2019 organization. You plan to configure the environment to support a hybrid deployment.

You need to ensure that you can migrate mailboxes from the on-premises organization to Exchange Online.

Which two ports should be open between Exchange Online and the on-premises organization? Each correct answer presents part of the solution.

NOTE: Each correct selection is worth one point.

- A. 25
- B. 80
- C. 143
- D. 389
- E. 443
- F. 993

Answer: AE

Explanation:

Reference:

<https://docs.microsoft.com/en-us/exchange/hybrid-deployment-prerequisites#hybrid-deployment-protocolsports-and-endpoints>

NEW QUESTION 220

- (Topic 5)

You have a Microsoft Exchange Online tenant that contains 1,000 users.

A user recently sent an email message that was never received by a recipient on the internet. From the Exchange admin center, you successfully run a message

trace but cannot see the message in the trace.
What is the most likely reason why the message fails to appear in the message trace?

- A. The user addressed the message to multiple internal and external receipts
- B. The user encrypted the email message.
- C. Your administrative user account requires additional rights.
- D. The message is in the user's Outbox folder.

Answer: D

NEW QUESTION 223

DRAG DROP - (Topic 5)

You have a Microsoft 365 subscription that has Microsoft Defender for Office 365 enabled and contains two groups named Group1 and Group 2. The members of the groups must meet the requirements shown in the following table.

Group	Requirement
Group1	Enable email impersonation protection.
Group2	Receive email containing attachments that have a .jar extension from an application that sends log files.

You need to configure threat protection policies to meet the requirements.
Which threat protection policy should you configure for each group? To answer, drag the appropriate policies to the correct groups. Each policy may be used once, more than once, or not at all. You may need to drag the split bar between panes or scroll to view content.
NOTE: Each coned selection is worth one point.

Threat protection policy

A Safe Attachments policy

An anti-malware policy

An anti-phishing policy

An anti-spam policy

Answer Area

Group1:

Group2:

- A. Mastered
- B. Not Mastered

Answer: A

Explanation:

Threat protection policy

A Safe Attachments policy

An anti-malware policy

An anti-phishing policy

An anti-spam policy

Answer Area

Group1: An anti-phishing policy

Group2: A Safe Attachments policy

NEW QUESTION 227

HOTSPOT - (Topic 5)

You have a Microsoft Exchange Online tenant.
Users report that they cannot view attachments from Outlook on the web from their home computer.
The Outlook Web App policy has the following settings.

ClassicAttachmentsEnabled	: True
ReferenceAttachmentsEnabled	: True
SaveAttachmentsToCloudEnabled	: True
MessagePreviewDisabled	: False
ForceWebReadyDocumentViewingFirstOnPublicComputers	: False
ForceWebReadyDocumentViewingFirstOnPrivateComputers	: False
ActionForUnknownFileAndMIMETypes	: Block
OWALightEnabled	: False
ForceSaveAttachmentFilteringEnabled	: False
ConditionalAccessPolicy	: ReadOnlyPlusAttachmentsBlocked

You need to ensure that the users can view attachments when they access Outlook on the web from their home computer.
How should you complete the command? To answer, select the appropriate options in the answer area.
NOTE: Each correct selection is worth one point.

Set-OWAMailboxPolicy -identity OwaMailboxPolicy-Default

-ActionForUnknownFileAndMIMETypes

-ConditionalAccessPolicy

-ForceWebReadyDocumentViewingFirstOnPublicComputers

-MessagePreviewsDisabled

-OWALightEnabled

Allow

False

ForceSave

ReadOnly

True

- A. Mastered
- B. Not Mastered

Answer: A

Explanation:

Table Description automatically generated with medium confidence

NEW QUESTION 230

- (Topic 5)

You have a hybrid deployment between a Microsoft Exchange Online tenant and an on- premises Exchange Server 2019 organization.

The tenant uses an email domain named @contoso.com.

You recently purchased an email domain named fabrikam.com.

You need to ensure that all the users in the tenant can receive email messages by using the @fabrikam.com email domain. The solution must ensure that the users can continue to receive email by using the @contoso.com email domain.

Which three actions should you perform? Each correct answer presents part of the solution. NOTE; Each correct selection is worth one point.

- A. From Azure AD Connect add a domain for fabrikam.com.
- B. From the on-premises Exchange admin center, add an accepted domain for fabrikam.com.
- C. From the Exchange Management Shell, create a script that runs the
- D. From the Microsoft 365 admin center, verify the fabrikam.com email domain
- E. From the on-premises Exchange admin center, modify the email address policy
- F. From the Microsoft 365 admin center, add the fabrikam.com email domain.

Answer: BDE

NEW QUESTION 231

- (Topic 5)

You have a Microsoft Exchange Server 2019 organization. You purchase a Microsoft Office 365 E5 subscription.

You plan to implement Exchange Modern Hybrid and free/busy sharing.

Which two components should you configure for the planned implementations? Each correct answer presents part of the solution.

NOTE: Each correct selection is worth one point.

- A. a sharing policy
- B. a federation trust
- C. a relying party trust
- D. Active Directory Lightweight Directory Services (AD LDS)
- E. an organization relationship

Answer: BE

Explanation:

References:

<https://docs.microsoft.com/en-us/exchange/shared-free-busy>

NEW QUESTION 234

- (Topic 5)

You have a Microsoft 365 environment that contains 1,000 mailboxes.

You need to ensure that only an administrator named Admin1 can use the Exchange Management Shell to manage

What should you do?

- A. Create a conditional access policy and apply the policy to all users.
- B. For all users, run the set-user cmdlet and specify the -RemotePowershellEnabled parameter.
- C. Create a conditional access policy and apply the policy to Admin1.
- D. For Admin1, run the set-user cmdlet and specify the -RemotePowerShellEnabled parameter.

Answer: A

NEW QUESTION 237

- (Topic 5)

You have a Microsoft 365 E3 subscription that uses Microsoft Exchange Online and contains a global administrator named Admin1.

Admin1 plans to use Attack simulation training to simulate a Malware Attachment attack. However, when a simulation is launched, only the Credential Harvest technique is available.

You need to ensure that Admin1 can run the Malware Attachment simulation. What should you do?

- A. Assign the Attack simulation administrator role to Admin1.
- B. Create an anti-phishing policy.
- C. Create an anti-malware policy.
- D. Assign a Microsoft 365 E5 license to Admin1.

Answer: D

NEW QUESTION 241

- (Topic 5)

Note: This question is part of a series of questions that present the same scenario. Each question in the series contains a unique solution that might meet the stated goals. Some question sets might have more than one correct solution, while others might not have a correct solution.

After you answer a question in this section, you will NOT be able to return to it. As a result, these questions will not appear in the review screen.

You have a Microsoft Exchange Online tenant that contains 1,000 users.

A user named User1 receives a non-delivery report (NDR) when attempting to send an email message to an internal group named sales@contoso.com. The NDR contains the

following text: "5.7.1 Delivery not authorized."

You need to ensure that User1 can send email to sales@contoso.com successfully. Solution: You modify the properties of a mail flow rule

- A. Yes
B. No

Answer: B

Explanation:

Reference:

<https://docs.microsoft.com/en-us/exchange/mail-flow-best-practices/non-delivery-reports-in-exchange-online/fix-error-code-550-5-7-1-in-exchange-online>

NEW QUESTION 244

- (Topic 5)

You have a Microsoft Exchange Server 2019 hybrid deployment.

You need to change the free/busy data access sharing level between the on-premises organization and Exchange Online.

What should you do?

- A. Run the Hybrid Configuration wizard.
B. Modify the organization relationship.
C. Create an organization sharing policy.
D. Create an individual sharing policy.

Answer: B

Explanation:

Reference:

<https://docs.microsoft.com/en-us/exchange/shared-free-busy>

NEW QUESTION 248

HOTSPOT - (Topic 5)

You have a Microsoft Exchange Server 2019 organization that contains the Mailbox servers shown in the following table.

Name	Member of	Database
EX1	Site1	Mail1
EX2	Site2	Mail2
EX3	Site3	Mail3

The organization contains the mailboxes shown in the following table.

Name	Database
User1	Mail1
User2	Mail2
User3	Mail3

You create the public folder mailboxes shown in the following table.

Mailbox	Database	Hierarchy
PF1	Mail1	Primary
PF2	Mail2	Secondary
PF3	Mail3	Secondary

You set the DefaultPublicFolderMailbox property of each user mailbox to the public folder mailbox closest to the user.

For each of the following statements, select Yes if the statement is true. Otherwise, select No.

NOTE: Each correct selection is worth one point.

Statements	Yes	No
If User3 creates a public folder, the folder hierarchy will be updated first on EX3.	<input type="radio"/>	<input type="radio"/>
When User2 views the folder hierarchy, the user will use EX2.	<input type="radio"/>	<input type="radio"/>
If User3 accesses a public folder from PF1, and then EX1 goes offline, User3 can still access the content in the public folder.	<input type="radio"/>	<input type="radio"/>

- A. Mastered
B. Not Mastered

Answer: A

Explanation:

Statements	Yes	No
If User3 creates a public folder, the folder hierarchy will be updated first on EX3.	<input type="radio"/>	<input checked="" type="radio"/>
When User2 views the folder hierarchy, the user will use EX2.	<input checked="" type="radio"/>	<input type="radio"/>
If User3 accesses a public folder from PF1, and then EX1 goes offline, User3 can still access the content in the public folder.	<input checked="" type="radio"/>	<input type="radio"/>

NEW QUESTION 253

- (Topic 5)

You have a Microsoft 365 E3 subscription that uses Microsoft Exchange Online. You need to retain audit log entries for users in the legal department for up to one year. Which two actions should you perform? Each Correct answer presents part of the solution.

Note: Each Correct Selection is worth one point.

- A. For the default audit log retention policy, set Duration to 1 Year.
- B. Assign a Microsoft Office 365 E5 license to each legal department user.
- C. Create a retention policy that has a one-year retention tag and apply the policy to the user mailboxes in the legal department.
- D. Create a new audit log retention policy and assign the policy to the legal department.
- E. Assign a Microsoft Office 365 E5 license to each user in the tenant.

Answer: AC

Explanation:

You can set the default audit log retention policy to retain log entries for up to one year by changing the "Duration" setting to "1 Year."

* C. Create a retention policy that has a one-year retention tag and apply the policy to the user mailboxes in the legal department. Reference:
<https://docs.microsoft.com/en-us/microsoft-365/compliance/retention-policies-in-the-security-compliance-center?view=o365-worldwide#create-or-edit-a-retention-policy>

You can create a retention policy with a one-year retention tag, and then apply the policy to the user mailboxes in the legal department. This will ensure that the audit log entries for those users are retained for up to one year as per the retention tag.

NEW QUESTION 254

DRAG DROP - (Topic 5)

You have a Microsoft Exchange Online tenant.

You need to import PST files from a legacy archiving solution to Exchange Online. You will import the PST files over the internet.

Which five actions should you perform in sequence? To answer, move the appropriate actions from the list of actions to the answer area and arrange them in the correct order.

Actions	Answer Area
Use Azure Storage Explorer to upload the PST files.	
Create a mapping file.	
Start the PST import job.	
Use AzCopy to upload the PST files.	
Create a PST import job.	
Retrieve the shared access signature (SAS) URL.	

- A. Mastered
- B. Not Mastered

Answer: A

Explanation:

Actions

Answer Area

Use Azure Storage Explorer to upload the PST files.	Retrieve the shared access signature (SAS) URL.
Create a mapping file.	Use AzCopy to upload the PST files.
Start the PST import job.	Create a mapping file.
Use AzCopy to upload the PST files.	Create a PST import job.
Create a PST import job.	Start the PST import job.
Retrieve the shared access signature (SAS) URL.	

NEW QUESTION 258

HOTSPOT - (Topic 5)

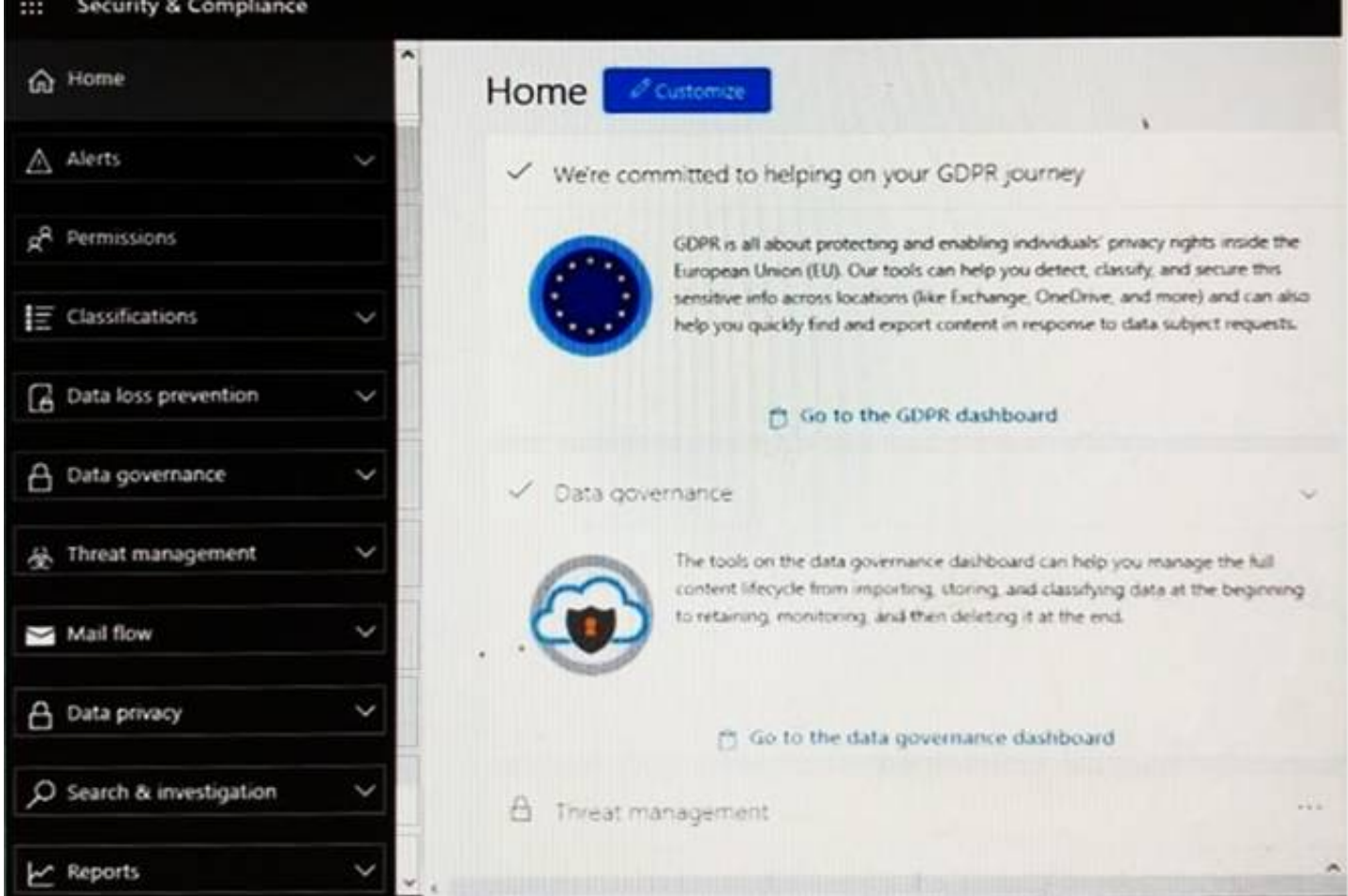
You manage a Microsoft Exchange Online subscription. You use Advanced Threat Protection (ATP).

A partner company sends daily invoices to your company. The invoices are always named AdatumInvoice.xlsx.

Some users report that sometimes they cannot find the invoices in their Inbox folder. You need to identify whether the invoices are identified as malicious by Microsoft 365.

Which two blades should you use? To answer, select the appropriate blades in the answer area.

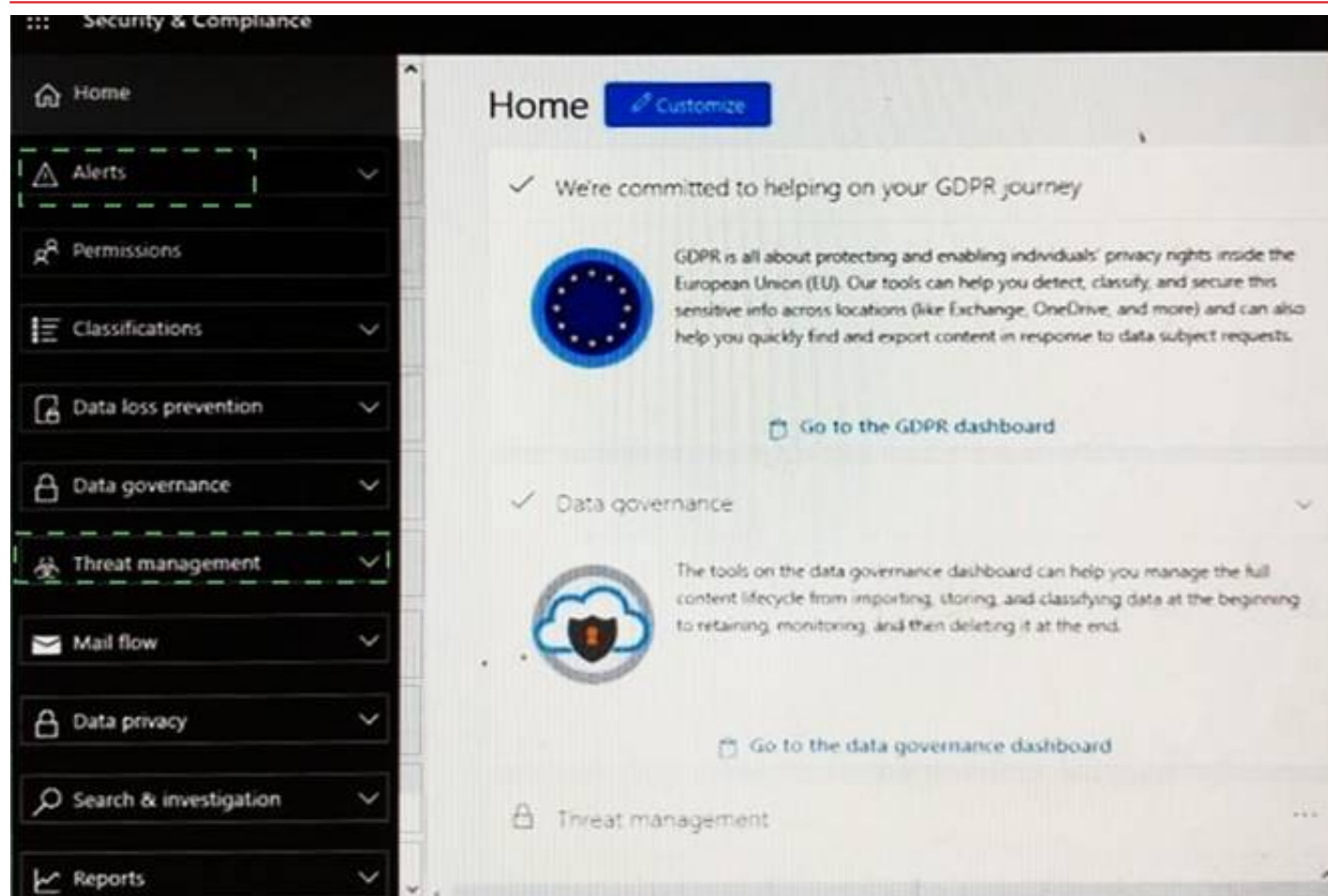
NOTE: Each correct selection is worth one point.



- A. Mastered
- B. Not Mastered

Answer: A

Explanation:



NEW QUESTION 259

- (Topic 5)

You have a Microsoft Exchange Online tenant.

A user named User1 no longer receives email in Outlook for Windows, but can see new messages in Outlook on the web.

You plan to use the Microsoft Remote Connectivity Analyzer to run a connectivity test to verify whether MAPI over HTTP is failing.

Which test should you run?

- A. Outlook Connectivity
- B. Synchronization, Notification, Availability, and Automatic Replies
- C. Exchange ActiveSync
- D. Office 365 Single Sign-on Test
- E. Inbound SMTP Email

Answer: E

NEW QUESTION 261

- (Topic 5)

All the users in your company are licensed for Microsoft 365 and connect to their mailbox from client computers that run Windows 10.

The users connect to Outlook on the web by using the following browsers:

? Google Chrome

? Microsoft Edge

? Firefox

You apply restrictions for Outlook on the web sessions by using app protection policies in Microsoft Endpoint Manager, and then you deploy several Outlook Web App policies.

You need to ensure that the users can continue to connect successfully to their mailbox by using Outlook on the web.

What should you do?

- A. Enroll all the computers in Microsoft Intune
- B. Instruct all the users to connect by using Microsoft Edge only
- C. From Microsoft Cloud App Security, configure a sanctioned application

Answer: A

Explanation:

Reference:

<https://docs.microsoft.com/en-us/mem/intune/apps/app-protection-policy>

NEW QUESTION 265

- (Topic 5)

You have a Microsoft Exchange Online tenant that contains a user named User1. You need to grant User1 the Send on Behalf permission for 20 mailboxes.

Which PowerShell cmdlet should you use?

- A. Add-MailboxPermission
- B. Add-MailboxFolderPermission
- C. Set-Mailbox
- D. Add-RecipientPermission

Answer: C

Explanation:

Reference:

<https://docs.microsoft.com/en-us/exchange/recipients/mailbox- permissions?view=exchserver-2019>

NEW QUESTION 267

DRAG DROP - (Topic 5)

You have a hybrid deployment between a Microsoft Exchange Online tenant and an on- premises Exchange Server 2019 organization.

The certificate for the hybrid deployment expires in two days. You need to replace the certificate.

Which three cmdlets should you run in sequence? To answer, move the appropriate cmdlets from the list of cmdlets to the answer area and arrange them in the correct order.

Cmdlets

Export-ExchangeCertificate

New-ExchangeCertificate

Switch-Certificate

Import-PfxCertificate

Import-ExchangeCertificate

Enable-ExchangeCertificate

Answer Area

- A. Mastered
- B. Not Mastered

Answer: A

Explanation:

New-ExchangeCertificate: Create the certificate renewal request. Import-ExchangeCertificate: Install the new certificate.

Enable-ExchangeCertificate: Assign the new certificate to Exchange services.

NEW QUESTION 268

- (Topic 5)

You have a Microsoft Exchange Online tenant.

All users are assigned only an Office 365 Enterprise E3 license.

You need to ensure that the users can use only Microsoft Outlook to connect to their Microsoft 365 mailbox when they connect from an Android device. What should you create?

- A. an Outlook Web App policy in Exchange Online
- B. a connection filter policy in Exchange Online Protection (EOP)
- C. an Exchange ActiveSync device access rule
- D. an app protection policy in Microsoft Endpoint Manager

Answer: C

NEW QUESTION 272

HOTSPOT - (Topic 5)

You have a Microsoft 365 subscription that contains a user named User 1. You need to ensure that User1 can perform the following actions:

« Search all mailboxes.

+ Purge email from all mailboxes.

The solution must use the principle of least privilege.

To which role group should you add User1, and which portal should you use? To answer, select the appropriate options in the answer area.

Role group:

Compliance Administrator

Compliance Administrator

eDiscovery Administrator

eDiscovery Manager

Organization Management

Portal:

Azure Active Directory admin center

Exchange admin center

Microsoft 365 admin center

Microsoft Purview compliance portal

- A. Mastered
- B. Not Mastered

Answer: A

Explanation:

Box 1 = Compliance Administrator1
the role group that you should add User1 to is:
The Compliance Administrator role group grants permissions to manage compliance features in Microsoft 365, such as content search, audit log search, eDiscovery cases, and data loss prevention policies1. Members of this role group can also search all mailboxes and purge email from all mailboxes using Security & Compliance PowerShell23. This role group uses the principle of least privilege by not granting permissions to manage other features or settings in Microsoft 3651.
Box 2 = Microsoft Purview compliance portal1. The Microsoft Purview compliance portal is a web-based portal that allows you to manage compliance features in Microsoft 365, such as content search, audit log search, eDiscovery cases, and data loss prevention policies1. You can use this portal to search all mailboxes and purge email from all mailboxes using Security & Compliance PowerShell23. You need to have the appropriate permissions to perform these tasks2

NEW QUESTION 277

HOTSPOT - (Topic 5)

You have a Microsoft Exchange Online tenant that contains a public folder named PF1 and three users named User1, User2, and User3. Users are assigned public folder permissions to PF1 as shown in the following table.

User	Permission level
User1	Editor
User2	Author
User3	Contributor

Which users can read items in PF1, and which users can delete all the items in PF1? To answer, select the appropriate options in the answer area.
NOTE: Each correct selection is worth one point.

Answer Area

Users that can read items in PF1:

User1 and User2 only

User1 only

User2 only

User3 only

User1 and User2 only

User1 and User3 only

User2 and User 3 only

Users that can delete all the items in PF1:

User1 only

User1 only

User2 only

User3 only

User1 and User2 only

User1 and User3 only

User2 and User 3 only

- A. Mastered
- B. Not Mastered

Answer: A

Explanation:

Answer Area

Users that can read items in PF1:

User1 and User2 only

User1 only

User2 only

User3 only

User1 and User2 only

User1 and User3 only

User2 and User 3 only

Users that can delete all the items in PF1:

User1 only

User1 only

User2 only

User3 only

User1 and User2 only

User1 and User3 only

User2 and User 3 only

NEW QUESTION 278

- (Topic 5)

You have a hybrid deployment between a Microsoft Exchange Online tenant and on- premises Exchange Server 2019 organization. The on-premises organization contains several Exchange Server 2019 servers.
You discover that delivery fails for all email messages sent from the on-premises organization to Microsoft 365.
You discover that the certificate for an on-premises Exchange server expired. You need to resolve the issue as quickly possible. The solution must minimize administrative effort.
What should you do on the on-premises Exchange server?

- A. Create a new self-signed certificate.
- B. Generate a certificate renewal request.
- C. Generate a certificate request.

D. Add the certificate for a new root certification authority (CA).

Answer: B

Explanation:

Reference:

<https://practical365.com/exchange-server/how-to-generate-ssl-certificate-request- exchange-2016/>

NEW QUESTION 281

- (Topic 5)

You have a Microsoft Exchange Server 2019 organization. You run the following commands.

New-Management-Scope –Name "VIP Mailboxes" –RecipientRoot "Contoso.com/ Executives"

–RecipientRestrictionFilter (ReceipientType –eq "UserMailbox")

New-ManagementRoleAssignment –SecurityGroup "VIP Admins" –Role "Mail Recipients"

–CustomRecipientWriteScope "VIP Mailboxes"

You have a user named Admin1.

You need to ensure that Admin1 can manage the mailboxes of users in the Executives organizational unit (OU) only.

What should you do?

A. Modify the membership of VIP Admins.

B. Create a custom role group.

C. Add Admin1 to the Recipient Management management role group.

D. Move Admin1 to the Executives OU.

Answer: A

Explanation:

References:

<https://social.technet.microsoft.com/Forums/exchange/en-US/b316a841-c39d-483a-ac8e-64d5904c42e6/howto-limit-recipient-management-rights-to-users-in-a-ou-in-exchange-2010-sp1?forum=exchangesvradmlegacy>

NEW QUESTION 282

HOTSPOT - (Topic 5)

You have a Microsoft Exchange Online tenant that contains two users named Admin1 and Admin2. The users are assigned the roles shown in the following table.

Admin1 performs the following actions:

Name	Role
Admin1	Recipient Management
Admin2	Organization Management, Mailbox Import Export

• From the Microsoft 365 admin center, adds a new user named User1 who is assigned a Microsoft 365 Enterprise E5 license

• From Exchange Online PowerShell, runs the New-Mailbox cmdlet Admin2 performs the following actions:

• From Exchange Online PowerShell, runs the Search-Mailbox cmdlet and specifies the - DeleteContent switch

• From Exchange Online PowerShell, runs the Test-ApplicationAccessPolicy cmdlet Which actions are recorded in the administrator audit log? To answer, select the

appropriate options in the answer area.

Answer Area

Admin1:

Admin2:

A. Mastered

B. Not Mastered

Answer: A

Explanation:

Answer Area

Admin1:
All actions are recorded.
No actions are recorded.
Only the addition of User1 is recorded.
Only the running of New-Mailbox is recorded.

Admin2:
All actions are recorded.
No actions are recorded.
Only the running of Search-Mailbox is recorded.
Only the running of Test-ApplicationAccessPolicy is recorded.

NEW QUESTION 287

- (Topic 5)

You have a Microsoft Exchange Online tenant that contains a retention policy named Policy1 and a user named User1. Policy1 is assigned to all users and contains the retention tags shown in the following table.

Name	Type	Retention period	Retention action
Tag1	Default mailbox	1826 days	Permanently Delete
Tag2	Default folder	365 days	Move to Archive
Tag3	Personal	730 days	Move to Archive

Tag3 is applied to an email message in the inbox of User1. You remove Tag3 from Policy1. What will occur to the message?

- A. The existing retention tag will be retained.
- B. The existing retention tag will be removed.
- C. The default mailbox retention tag will apply.
- D. The default folder retention tag will apply.

Answer: A

Explanation:

Reference:

<https://docs.microsoft.com/en-us/exchange/security-and-compliance/messaging-records-management/retention-tags-and-policies>

NEW QUESTION 292

HOTSPOT - (Topic 5)

You are migrating mailboxes from a Microsoft Exchange Server 2016 organization to Exchange Online. The mailbox migrations are configured to suspend, and you plan to perform a coordinated cutover.

Which PowerShell command should you run to complete all the suspended mailbox migrations? To answer, select the appropriate options in the answer area.

NOTE: Each correct selection is worth one point.

Get-ADUser
Get-Mailbox
Get-MigrationUser
Get-MoveRequest

New-MoveRequest
Resume-MoveRequest
Set-MoveRequest
Start-MigrationUser

- A. Mastered
- B. Not Mastered

Answer: A

Explanation:

Box 1: Get-MoveRequest

The Get-MoveRequest cmdlet gets the status of an ongoing asynchronous mailbox move that was initiated by using the New-MoveRequest cmdlet.

Box 2: Resume-MoveRequest

The Resume-MoveRequest cmdlet is used to resume a move request that has been suspended or has failed.

NEW QUESTION 296

- (Topic 5)

Note: This question is part of a series of questions that present the same scenario. Each question in the series contains a unique solution that might meet the stated goals. Some question sets might have more than one correct solution, while others might not have a correct solution.

After you answer a question in this section, you will NOT be able to return to it. As a result, these questions will not appear in the review screen.

Your company has a Microsoft 365 subscription.

Several users in the finance department of the company recently accessed unsafe websites by clicking on links in email messages.

Users in the marketing department of the company report that they must be able to access all the links embedded in email messages. You need to reduce the likelihood of the finance department users accessing unsafe websites. The solution must affect only the finance department users. Solution: You create a new safe links policy and apply the policy to finance department users. Does this meet the goal?

- A. Yes
- B. No

Answer: A

Explanation:

Reference:

<https://docs.microsoft.com/en-us/microsoft-365/security/office-365-security/set-up-safe-links-policies?view=o365-worldwide>

NEW QUESTION 297

- (Topic 5)

You have a Microsoft Exchange Online tenant that contains two SMTP domains named contoso.com and litwareinc.com.

You need to ensure that users who have a contoso.com email address are prevented from seeing users who have a litwareinc.com email address in the global address list (GAL). The litwareinc.com users must be able to see the contoso.com users in the GAL.

Which three actions should you perform? Each correct answer presents part of the solution.

NOTE: Each correct selection is worth one point.

- A. Modify the Default Address book policy to exclude the litwareinc.com users
- B. Create an offline address book (OAB) that contains the contoso.com users
- C. Create a separate GAL that contains the contoso.com users
- D. Modify the default GAL to exclude the litwareinc.com users
- E. Create a new email address policy for the contoso.com users
- F. Create a new address book policy (ABP) and assign the ABP to the contoso.com mailboxes

Answer: BCF

Explanation:

Reference:

<https://docs.microsoft.com/en-us/exchange/address-books/address-book-policies/address-book-policies>

NEW QUESTION 298

HOTSPOT - (Topic 5)

You have a Microsoft Exchange Online tenant that uses an email domain named contoso.com.

You enable DKIM for contoso.com and create the required DNS CNAME record for the first key.

You need to create the second DNS CNAME record required to support DKIM.

How should you complete the second DNS record? To answer, select the appropriate options in the answer area.

NOTE: Each correct selection is worth one point.

Answer Area

CNAME record:

Points to:

- A. Mastered
- B. Not Mastered

Answer: A

Explanation:

Answer Area

CNAME record:

Points to:

NEW QUESTION 300

- (Topic 5)

Note: This question is part of a series of questions that present the same scenario. Each question in the series contains a unique solution that might meet the stated goals. Some question sets might have more than one correct solution, while others might not have a correct solution.

After you answer a question in this section, you will NOT be able to return to it. As a result, these questions will not appear in the review screen.
You have a Microsoft Exchange Online tenant that contains the following email domains:

- ? Adatum.com
- ? Contoso.com
- ? Fabrikam.com

When external recipients receive email messages from the users in the tenant, all the messages are delivered by using the @contoso.com email domain.
You need to ensure that the users send email by using the @fabrikam.com email domain. Solution: You create an email address policy.
Does this meet the goal?

- A. Yes
- B. No

Answer: B

Explanation:

This would work in Exchange on-premise but you cannot create email address policies for user mailboxes in Exchange Online.

NEW QUESTION 305

HOTSPOT - (Topic 5)
HOTSPOT

Your company named Contoso, Ltd. has a Microsoft Exchange Online subscription that uses a domain named contoso.com.
Contoso works with a partner company named A.Datum Corporation. A.Datum has an Exchange Server 2016 organization that uses a domain named adatum.com.
You need to ensure that users at Contoso can share their free/busy information with the users at A.Datum.
What should you do for each company? To answer, select the appropriate options in the answer area.
NOTE: Each correct selection is worth one point.

A.Datum:	<div><div></div><div>Configure Microsoft Azure Active Directory Connect</div><div>Create a federation trust between Exchange and Microsoft Office 365</div><div>Establish identity federation by using Active Directory Federation Services</div><div>Create a sharing policy</div></div>
Contoso:	<div><div></div><div>Establish identity federation by using Active Directory Federation Services</div><div>Configure Microsoft Azure Active Directory Connect</div><div>Create an organization relationship</div><div>Create a federation trust between Exchange and Microsoft Office 365</div></div>

- A. Mastered
- B. Not Mastered

Answer: A

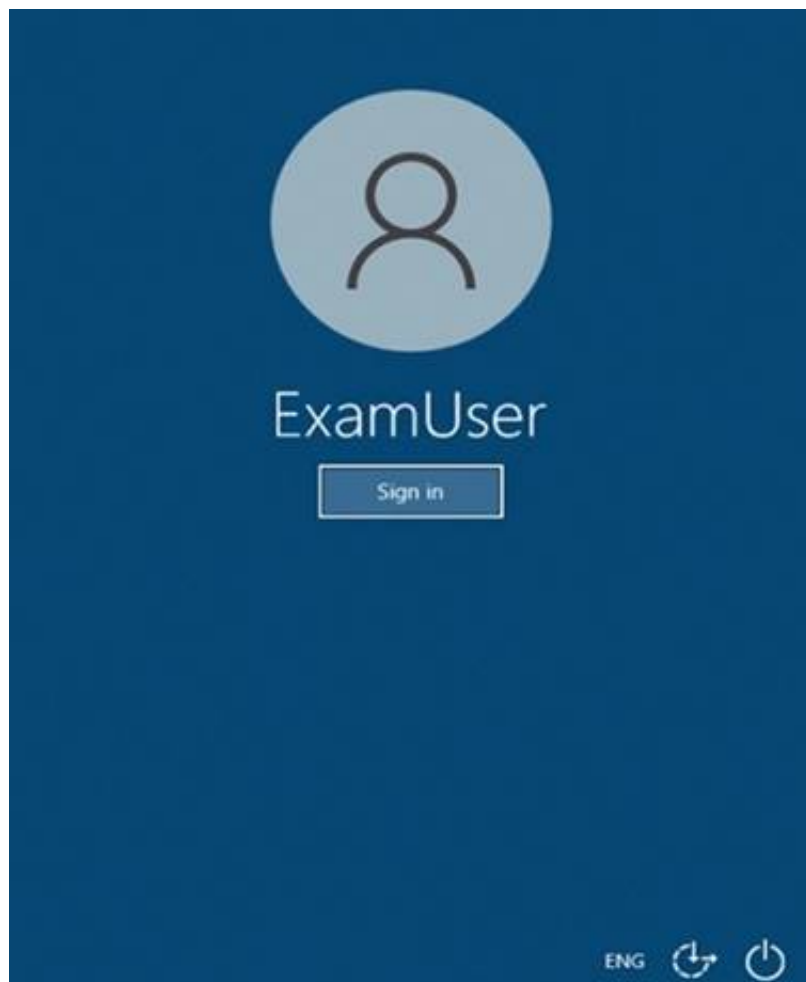
Explanation:

References:
<https://docs.microsoft.com/en-us/exchange/sharing/organization-relationships/organization-relationships>

NEW QUESTION 310

SIMULATION - (Topic 5)
SIMULATION

Please wait while the virtual machine loads. Once loaded, you may proceed to the lab section. This may take a few minutes, and the wait time will not be deducted from your overall test time.
When the Next button is available, click it to access the lab section. In this section, you will perform a set of tasks in a live environment. While most functionality will be available to you as it would be in a live environment, some functionality (e.g., copy and paste, ability to navigate to external websites) will not be possible by design.
Scoring is based on the outcome of performing the tasks stated in the lab. In other words, it doesn't matter how you accomplish the task, if you successfully perform it, you will earn credit for that task.
Labs are not timed separately, and this exam may have more than one lab that you must complete. You can use as much time as you would like to complete each lab. But, you should manage your time appropriately to ensure that you are able to complete the lab(s) and all other sections of the exam in the time provided.
Please note that once you submit your work by clicking the Next button within a lab, you will NOT be able to return to the lab.



Use the following login credentials as needed:

To enter your username, place your cursor in the Sign in box and click on the username below.

To enter your password, place your cursor in the Enter password box and click on the password below.

Microsoft 365 Username: admin@abc.com

Microsoft 365 Password: xxxxxx

If the Microsoft 365 portal does not load successfully in the browser, press CTRL-K to reload the portal in a new browser tab.

The following information is for technical support purposes only.

Lab Instance: XXXXXX

You need to ensure that the users in your tenant can only share calendar availability information with the other users in the tenant.

To complete this task, sign in to the Microsoft 365 admin center.

- A. Mastered
- B. Not Mastered

Answer: A

Explanation:

? From the Microsoft 365 admin center dashboard, go to Admin > Exchange.

? Go to organization > sharing.

? Under Individual Sharing, select a sharing a policy. In the On column, clear the check box for the sharing policy you want to disable.

NEW QUESTION 315

- (Topic 5)

Your company has a Microsoft Exchange Server 2019 hybrid deployment. The company has a finance department.

You need to move all the on-premises mailboxes of the finance department to Exchange Online. The bulk of the move operation must occur during a weekend when the company's Internet traffic is lowest. The move must then be finalized the following Monday. The solution must minimize disruption to end users.

What should you do first?

- A. Schedule a task that runs the New-MoveRequest cmdlet and specifies the Remote parameter
- B. Create a batch migration and clear the Automatically complete the migration batchcheck box
- C. Run the New-MigrationBatch cmdlet and specify the MoveOptions parameter
- D. Create a batch migration and select the Automatically complete the migration batchcheck box

Answer: C

NEW QUESTION 319

- (Topic 5)

You have a Microsoft Exchange Online tenant that uses Microsoft 365 Defender.

You plan to use Attack simulation training to simulate the following attack against users:

- Send an email message that contains a URL.
- If the users click the URL, redirect them to a website that requests a username and password.

Which technique should you use for the simulation?

- A. Malware Attachment
- B. Credential Harvest
- C. Drive-by URL
- D. Link to Malware

Answer: B

NEW QUESTION 320

- (Topic 5)

You manage an Exchange Online tenant.

You plan to migrate on-premises Microsoft Exchange Server mailboxes by using a cutover migration.

You need to grant the required permissions to the migration administrator account to complete the migration. The solution must use the principle of least privilege.

Which three permissions should you grant? Each correct answer presents a complete solution

NOTE: Each correct selection is worth one point.

- A. the FullAccess permission on each on-premises mailbox and the WriteProperty permission to modify the TargetAddress property of the on-premises user account
- B. the Receive As permission on the on-premises mailbox database that stores the user mailboxes and the WriteProperty permission to modify the TargetAddress property of the on-premises user account
- C. Domain Admins group member in Active Directory Domain Services (AD DS) of the on-premises Exchange organization
- D. the FullAccess permission on each on-premises mailbox
- E. the Receive As permission on the on-premises mailbox database that stores the user mailboxes

Answer: CDE

Explanation:

<https://docs.microsoft.com/en-us/exchange/mailbox-migration/assign-permissions-for-migration>

NEW QUESTION 325

- (Topic 5)

You have a Microsoft Exchange Server 2019 organization.

You need to ensure that a user named User1 can prevent mailbox content from being deleted if the content contains the words Fabrikam and Confidential.

What should you do?

- A. Add User1 to the Discovery Management management role group.
- B. Assign the Legal Hold and Mailbox Import Export management roles to User1.
- C. Add User1 to the Records Management management role group.
- D. Add User1 to the Compliance Management management role group.

Answer: A

Explanation:

Alternatively, assign the Mailbox Search and Legal Hold management roles to User1 Reference:

<https://docs.microsoft.com/en-us/exchange/policy-and-compliance/holds/holds?view=exchserver-2019>

NEW QUESTION 327

- (Topic 5)

You have a Microsoft Exchange Online tenant named contoso.com.

Several users report that email messages sent to the users at another company named fabrikam.com contain a Winmail.dat attachment.

You need to prevent the fabrikam.com users from receiving Winmail.dat attachments. What should you do?

- A. Configure a remote domain that has the TNEFEnabled parameter set to \$False.
- B. Create an Outbound connector that has the validationRecipients parameter set to contoso.com.
- C. Create an Outbound connector that has the validationRecipients parameter set to fabrikam.com.
- D. Configure a remote domain that has the TrustedMailoutboundEnabled parameter set to \$False.

Answer: A

Explanation:

Reference:

<https://gcits.com/knowledge-base/how-to-fix-the-winmail-dat-attachment-issue/>

NEW QUESTION 329

- (Topic 5)

You have a Microsoft Exchange Online tenant.

You need to ensure that all new mailboxes can send and receive messages that are up to a maximum of 50 MB.

What should you do in the Exchange admin center?

- A. From Manage mailboxes, configure the Message size restriction Mailflow setting.
- B. Configure a mail flow rule.
- C. From Manage mailboxes, configure the Message delivery restriction Mailflow setting.
- D. For each new mailbox, configure the recipient limit.

Answer: A

NEW QUESTION 330

DRAG DROP - (Topic 5)

Your company named ADatum Corporation has a Microsoft 365 subscription. ADatum acquires a company named Contoso, Ltd.

In the subscription, you create a new mailbox for each user at Contoso.

You need to provide the Contoso users with a global address list (GAL) that contains only their email addresses.

Which three actions should you perform in sequence? To answer, move the appropriate actions from the list of actions to the answer area and arrange them in the correct order.

Actions

Create an address book policy (ABP) named Contoso-AB that uses the GAL.

Create an address book policy (ABP) named Contoso-AB that uses the new set of address lists.

Create a new set of address lists for the Contoso users.

Assign Contoso-AB to all the mailboxes of the Contoso users.

Create a new GAL named Contoso GAL.

Answer Area

>

<

⬆

⬇

- A. Mastered
B. Not Mastered

Answer: A

Explanation:

Actions

Create an address book policy (ABP) named Contoso-AB that uses the GAL.

Create an address book policy (ABP) named Contoso-AB that uses the new set of address lists.

Create a new set of address lists for the Contoso users.

Assign Contoso-AB to all the mailboxes of the Contoso users.

Create a new GAL named Contoso GAL.

Answer Area

Create a new GAL named Contoso GAL.

>

<

⬆

⬇

Create an address book policy (ABP) named Contoso-AB that uses the GAL.

Assign Contoso-AB to all the mailboxes of the Contoso users.

NEW QUESTION 335

HOTSPOT - (Topic 5)

Your company purchases new mobile devices for each user in its sales department and marketing department. The new devices only support Exchange ActiveSync.

You need to configure mobile device access to meet the following requirements: Apply a specific password policy to all the sales department users.

Prevent all the marketing department users from using an Exchange ActiveSync-based client to access their mailbox.

What should you do? To answer, select the appropriate options in the answer area.

NOTE: Each correct selection is worth one point.

For the sales department users:

Create a mobile device access rule

Create and assign a mobile device policy

Create a client access rule scoped to the users

For the marketing department users:

Run the Set-Mailbox cmdlet

Run the Set-CasMailbox cmdlet

Run the Set-ActiveSyncDeviceAccessRule cmdlet

- A. Mastered
B. Not Mastered

Answer: A

Explanation:

For the sales department users:

▼

Create a mobile device access rule

Create and assign a mobile device policy

Create a client access rule scoped to the users

For the marketing department users:

▼

Run the Set-Mailbox cmdlet

Run the Set-CasMailbox cmdlet

Run the Set-ActiveSyncDeviceAccessRule cmdlet

NEW QUESTION 336

DRAG DROP - (Topic 5)

You have a Microsoft 365 tenant.

You need to implement a compliance solution that meets the following requirements:

- A sensitivity label named ContainsCreditCardinfo must be applied to all Microsoft Office documents that contain credit card information.
- When a document that has the label applied is attached to an email by a user, the user must receive a policy tip in Microsoft Outlook.

Which three objects should you create in sequence? To answer, move the appropriate actions from the list of actions to the answer area and arrange them in the correct order.

Objects

a communication compliance policy

a label policy

a mail flow rule

a sensitivity label

a data loss prevention (DLP) policy

an auto-labeling policy

Answer Area

- A. Mastered
- B. Not Mastered

Answer: A

Explanation:

Objects

a communication compliance policy

a label policy

a mail flow rule

a sensitivity label

a data loss prevention (DLP) policy

an auto-labeling policy

Answer Area

a sensitivity label

a data loss prevention (DLP) policy

an auto-labeling policy

NEW QUESTION 339

DRAG DROP - (Topic 5)

You have a Microsoft Exchange Online tenant that contains two groups named Group1 and Group2. You need to configure threat policies to meet the following requirements:

- URLs in email messages sent to Group1 must be scanned before the user can read the messages.
- Email messages sent to Group2 must be protected against spoofed senders.

Which type of policy should you configure for each requirement? To answer, drag the appropriate policy types to the correct groups. Each policy type may be used once, more than once, or not at all. You may need to drag the split bar between panes or scroll to view content.

NOTE: Each correct selection is worth one point.

Policy types

Anti-phishing

Anti-spam

Anti-malware

Safe Attachments

Safe Links

Answer Area

Group1:

Group2:

- A. Mastered
- B. Not Mastered

Answer: A

Explanation:

Policy types

Anti-phishing
Anti-spam
Anti-malware
Safe Attachments
Safe Links

Answer Area

Group1:	Anti-phishing
Group2:	Anti-spam

NEW QUESTION 342

HOTSPOT - (Topic 5)

You have a Microsoft Exchange Online tenant.

You plan to filter all inbound and outbound email messages by using a third-party message hygiene solution.

You need to ensure that all the email sent and received by the tenant is filtered through the message hygiene solution. The solution must ensure that only the message hygiene solution can send email to the tenant.

What should you configure for the tenant? To answer, select the appropriate options in the answer area.

NOTE: Each correct selection is worth one point.

DNS records:

▼
Mail exchanger (MX)
Alias (CNAME)
Host (A)
Service location (SRV)

Exchange Online configuration:

▼
One inbound connector and one Outbound connector
One inbound connector only
One Outbound connector only
One remote domain and one accepted domain

- A. Mastered
- B. Not Mastered

Answer: A

Explanation:

DNS records:

▼
Mail exchanger (MX)
Alias (CNAME)
Host (A)
Service location (SRV)

Exchange Online configuration:

▼
One inbound connector and one Outbound connector
One inbound connector only
One Outbound connector only
One remote domain and one accepted domain

NEW QUESTION 345

- (Topic 5)

Note: This question is part of a series of questions that present the same scenario. Each question in the series contains a unique solution that might meet the stated goals. Some question sets might have more than one correct solution, while others might not have a correct solution.

After you answer a question in this section, you will NOT be able to return to it. As a result, these questions will not appear in the review screen.

You have a Microsoft Exchange Online tenant that contains 1,000 users.

A user named User1 receives a non-delivery report (NDR) when attempting to send an email message to an internal group named sales@contoso.com. The NDR contains the following text: "5.7.1 Delivery not authorized."

You need to ensure that User1 can send email to sales@contoso.com successfully. Solution: You modify the properties of User1.

- A. Yes
- B. No

Answer: A

Explanation:

Reference:

<https://docs.microsoft.com/en-us/exchange/mail-flow-best-practices/non-delivery-reports-in-exchange-online/fix-error-code-550-5-7-1-in-exchange-online>

NEW QUESTION 348

- (Topic 5)

You have a Microsoft Exchange Online tenant.

A user reports that when she signs in to her mailbox, the Microsoft Outlook desktop client often stops responding and crashes.

You need to troubleshoot the issue. What should you use?

- A. the Microsoft 365 network connectivity test tool
- B. the Microsoft Support and Recovery Assistant
- C. E-mail delivery troubleshooter from the Microsoft 365 admin center
- D. the Outlook Connectivity test from the Microsoft Remote Connectivity Analyzer

Answer: B

NEW QUESTION 349

DRAG DROP - (Topic 5)

You have an on-premises Microsoft Exchange Server 2019 organization.

You plan to implement a hybrid deployment between an Exchange Online tenant and the Exchange Server organization.

You need to identify what to use to enable the following features:

- Online archiving
- Free/busy sharing
- Write back online safe and blocked sender data

What should you use for each feature? To answer, drag the appropriate tools to the correct features. Each tool may be used once, more than once, or not at all.

You may need to drag the split bar between panes or scroll to view content.

NOTE: Each correct selection is worth one point.

Tools	Answer Area
Azure AD Connect	Online archiving: <input type="text"/>
Azure AD Connect cloud sync	Free/busy sharing: <input type="text"/>
Hybrid Configuration wizard	Write back online safe and blocked sender data: <input type="text"/>
Microsoft 365 Import service	

- A. Mastered
- B. Not Mastered

Answer: A

Explanation:

Tools	Answer Area
Azure AD Connect	Online archiving: Hybrid Configuration wizard
Azure AD Connect cloud sync	Free/busy sharing: Hybrid Configuration wizard
Hybrid Configuration wizard	Write back online safe and blocked sender data: Azure AD Connect
Microsoft 365 Import service	

NEW QUESTION 353

- (Topic 5)

You have a Microsoft Exchange Server 2019 organization.

You purchase a Microsoft 365 subscription and configure Active Directory synchronization. You use a smart host for all email communication between the organization and the

Internet. The smart host performs email hygiene and alerts message headers.

You plan to run the Hybrid Configuration wizard to create an Exchange hybrid deployment and change the MX record to point to Exchange Online.

You need to decommission the smart host from the organization.

What should you do first?

- A. Create a Receive connector that allows anonymous authentication.
- B. Modify the InternalSmtpServer value by running the Set-TransportConfig cmdlet.
- C. Modify the Send connector to use DNS delivery.
- D. Modify the TLSReceiveDomainSecureList value by running the Set-TransportConfig cmdlet.

Answer: D

Explanation:

References:

<https://docs.microsoft.com/en-us/powershell/module/exchange/mail-flow/set-transportconfig?view=exchange-ps>

NEW QUESTION 357

HOTSPOT - (Topic 5)

You have a Microsoft Exchange Online tenant.

You receive an email that was scanned by Exchange Online Protection (EOP) and contains the following message header.

```
X-MS-Exchange-Organization-SCL:5
X-Microsoft-Antispam: BCL:7
X-Forefront-Antispam-Report: SCL:5;IPV:NLI;SFV:SPM
```

The email was delivered to the Junk Email folder.
You need to identify which value pairs in the header indicate the following:

- The email was not received from a known open relay.
- The email is from a bulk sender.

What should you identify? To answer, select the appropriate options in the answer area. NOTE: Each correct selection is worth one point.

Answer Area

The email was not received from a known open relay:

IPV:NLI

BCL:7

IPV:NLI

SFV:SPM

SCL:5

The message is from a bulk sender:

BCL:7

BCL:7

IPV:NLI

SCL:5

SFV:SPM

- A. Mastered
B. Not Mastered

Answer: A

Explanation:

Answer Area

The email was not received from a known open relay:

IPV:NLI

BCL:7

IPV:NLI

SFV:SPM

SCL:5

The message is from a bulk sender:

BCL:7

BCL:7

IPV:NLI

SCL:5

SFV:SPM

NEW QUESTION 362

DRAG DROP - (Topic 5)
You have a Microsoft Exchange Online tenant. You have the following Microsoft Outlook clients:

- Outlook
- Outlook for iOS
- Outlook on the web

What is the maximum message size supported by each Outlook client? To answer, drag the appropriate sizes to the correct clients. Each size may be used once, more than once, or not at all. You may need to drag the split bar between panes or scroll to view content.
NOTE: Each correct selection is worth one point.

Sizes

25 MB

33 MB

112 MB

150 MB

250 MB

Answer Area

Outlook:

Outlook for iOS:

Outlook on the web:

- A. Mastered
B. Not Mastered

Answer: A

Explanation:

Sizes

25 MB

33 MB

112 MB

150 MB

250 MB

Answer Area

Outlook: 150 MB

Outlook for iOS: 33 MB

Outlook on the web: 112 MB

NEW QUESTION 363

- (Topic 5)

You have a Microsoft Exchange Online tenant that has an email domain named comoso.com. Contoso.com routes all inbound email messages through a third-party email protection service. You discover that all the inbound email messages contain the source IP address of the email protection service. You need to ensure that all the inbound email messages retain the source IP address of the original sender. What should you do?

- A. Modify the SPF TXT record of contoso.com.
- B. Enable Enhanced Filtering for Connectors.
- C. Configure a mail flow rule.
- D. Add an entry for a spoofed sender to Tenant Allow/Block Lists.

Answer: B

NEW QUESTION 367

.....

Relate Links

100% Pass Your MS-203 Exam with ExamBible Prep Materials

<https://www.exambible.com/MS-203-exam/>

Contact us

We are proud of our high-quality customer service, which serves you around the clock 24/7.

Viste - <https://www.exambible.com/>