



Microsoft

Exam Questions mb-300

Microsoft Dynamics 365 Unified Operations Core

About ExamBible

[Your Partner of IT Exam](#)

Found in 1998

ExamBible is a company specialized on providing high quality IT exam practice study materials, especially Cisco CCNA, CCDA, CCNP, CCIE, Checkpoint CCSE, CompTIA A+, Network+ certification practice exams and so on. We guarantee that the candidates will not only pass any IT exam at the first attempt but also get profound understanding about the certificates they have got. There are so many alike companies in this industry, however, ExamBible has its unique advantages that other companies could not achieve.

Our Advances

* 99.9% Uptime

All examinations will be up to date.

* 24/7 Quality Support

We will provide service round the clock.

* 100% Pass Rate

Our guarantee that you will pass the exam.

* Unique Gurantee

If you do not pass the exam at the first time, we will not only arrange FULL REFUND for you, but also provide you another exam of your claim, ABSOLUTELY FREE!

NEW QUESTION 1

DRAG DROP - (Topic 6)

You plan environment tiers for life cycle phases.

You need to select environment tiers to use for each life cycle phase with minimal costs. Which tier should you recommend for each purpose? To answer, drag the appropriate tiers

to the correct purposes. Each tier may be used once, more than once, or not at all. You may need to drag the split bar between panes or scroll to view content.

NOTE: Each correct selection is worth one point.

Tiers

Tier 1

Tier 2

Tier 3

Tier 5

Answer Area

Purpose

Evaluation and analysis

Golden configuration

User acceptance testing

Tier

- A. Mastered
B. Not Mastered

Answer: A

Explanation:

Box 1: Tier 1

For evaluation and analysis use Tier 1 sandbox.

Box 2: Tier 1

For Golden Configuration use tier 1 or tier 2.

Box 3: Tier 2

Tier-2 environment: Standard Acceptance Testing – One Standard Acceptance Testing (UAT) instance is provided for the duration of the subscription. This instance is a non- production multi-box instance that customers can use for UAT, integration testing, and training. Additional sandbox/staging instances can be purchased separately as an optional add-on.

Note: User acceptance testing (UAT) can use Tiers 2-5 sandbox.

NEW QUESTION 2

HOTSPOT - (Topic 6)

You ate a system administrator using Dynamics 365 Finance You are responsible for reviewing security roles

You need to determine whether rotes have been assigned property

Which reports should you use? To answer, select the appropriate report in the answer area

NOTE: Each correct selection is worth one point.

Review which roles members of the accounts receivable staff have.

User role assignments

Role to user assignment

Security role access

Security duty assignments

Review who has been assigned the administrator role.

User role assignments

Role to user assignment

Security role access

Security duty assignments

Determine whether a role has been modified to grant more permissions.

User role assignments

Role to user assignment

Security role access

Security duty assignments

- A. Mastered
B. Not Mastered

Answer: A

Explanation:

Review which roles members of the accounts receivable staff have.

	▼
User role assignments	
Role to user assignment	
Security role access	
Security duty assignments	

Review who has been assigned the administrator role.

	▼
User role assignments	
Role to user assignment	
Security role access	
Security duty assignments	

Determine whether a role has been modified to grant more permissions.

	▼
User role assignments	
Role to user assignment	
Security role access	
Security duty assignments	

NEW QUESTION 3

HOTSPOT - (Topic 6)

You want to enhance usability in the Dynamics 365 finance deployment for an organization. You need to set up filters to help people find records that are used regularly.

Which filter expressions should you use? To answer, select the appropriate options in the answer area.

NOTE: Each correct selection is worth one point.

Is circle or is equal to circle

	▼
circle	
circle*	
circle..	
..circle	

Does not contain Texas

	▼
!*Texas*	
"!Texas	
"Texas"	
>Texas	

After metal

	▼
>metal	
metal..	
metal*	
<metal	

Less than or equal to zebra

	▼
..zebra	
>zebra	
zebra*	
<zebra	

- A. Mastered
- B. Not Mastered

Answer: A

Explanation:

Is circle or is equal to circle

	▼
circle	
circle*	
circle..	
..circle	

Does not contain Texas

	▼
!*Texas*	
"!Texas	
"Texas"	
>Texas	

After metal

	▼
>metal	
metal..	
metal*	
<metal	

Less than or equal to zebra

	▼
..zebra	
>zebra	
zebra*	
<zebra	

NEW QUESTION 4

- (Topic 6)

A company wants to display a warehouse's performance metrics on a Power BI dashboard on a display in the warehouse. You need to connect the Power BI instance to the Dynamics 365 Supply Chain Management instance that the warehouse uses. Which three actions should you perform? Each correct answer presents part of the solution. NOTE Each correct selection is worth one point.

- A. Obtain Azure Active Directory (Azure AD) administrative access.
- B. Link Azure to Dynamics 365 Finance by entering the Application ID in Dynamics 365 Finance.
- C. Register the Dynamics 365 application URL within Azure.
- D. Configure the Dynamics 365 Entity Store.
- E. Register the preconfigured Dynamics 365 service account within Azure.

Answer: ABC

Explanation:

Reference:

<https://docs.microsoft.com/en-us/dynamics365/fin-ops-core/dev-itpro/analytics/configure-power-bi-integration>

NEW QUESTION 5

SIMULATION - (Topic 6)

You are a functional consultant for Contoso Entertainment System USA (USMF).

You need to ensure that when you purchase item number 1000 named Surface Pro 128GB, you can request a single unit or a box of eight units.

To complete this task, sign in to the Dynamics 365 portal.

- A. Mastered
- B. Not Mastered

Answer: A

Explanation:

You need to configure a Unit of Measure for the box of eight units and another Unit of Measure for the single unit if one doesn't already exist.

? Navigate to item number 1000.

? Select Item > Units of Measure.

? Click New.

? In the Code field, select an appropriate code such as Carton.

? In the QTY per unit of measure field, enter 8.

? There is likely to be a default Unit of Measure for purchasing a single unit. If there isn't, click New again.

? Select the PCS for the Code and enter 1 for the QTY per unit of measure.

NEW QUESTION 6

SIMULATION - (Topic 6)

You are a functional consultant for Contoso Entertainment System USA (USMF).

You need to create a new number sequence named Fabrikam that will be used to invoice a new customer. The sequence number must support the manual entry of invoice numbers.

To complete this task, sign in to the Dynamics 365 portal.

- A. Mastered

B. Not Mastered

Answer: A

Explanation:

- ? Go to Navigation pane > Modules > Organization administration > Number sequences > Number sequences.
- ? Select Number sequence.
- ? In the Number sequence code field, type a value.
- ? In the Name field, type Fabrikam.
- ? In the Segments section, click Add.
- ? Select Alphanumeric and enter a value such as #### (for a four-digit number)
- ? In the General section, ensure that Manual is set to Yes.
- ? Under Number Allocation, enter 1 in the Smallest field.
- ? Click Save to save the number sequence.

NEW QUESTION 7

HOTSPOT - (Topic 6)

You are the system administrator of a Dynamics 365 Finance system. You review the configuration of batch jobs in the system.

You need to complete the configuration to meet the requirements.

Which features should you configure? To answer, select the appropriate options in the answer area.

NOTE: Each correct selection is worth one point.

Requirement	Feature
System maintenance jobs must run outside business hours.	<div><div></div><div>active periods</div><div>system job parameters</div><div>working time templates</div></div>
Define the processing order of batch jobs.	<div><div></div><div>active periods</div><div>scheduling priority</div><div>throttling priority mapping</div></div>
Inform the IT support team when a critical job fails.	<div><div></div><div>alerts</div><div>database logging</div><div>email broadcast</div></div>

A. Mastered

B. Not Mastered

Answer: A

Explanation:

Box 1: active periods Active batch periods

With the release of Platform update 21, an additional level of control over when batch jobs execute is now available. Previously, it was only possible to schedule a batch job to execute every hour for a specified number of hours or until a given date. Administrators can now provide information for an additional active period, such as in the following scenarios:

? Specifying time ranges during which jobs within a batch group can start execution.

? Selecting to run batch jobs outside of office hours only.

? Setting the recurrence for anytime within the active period. For example, you administrator might select to run the batch jobs every hour, but only between the hours of 6:00 PM and 8:00 AM.

Box 2: scheduling priority

In Platform update 31, you can turn on the Batch priority-based scheduling feature in Feature management. Priority-based scheduling decouples batch groups from the batch server and allows you to define priorities for batch groups. It is no longer necessary to assign batch jobs to batch servers. Instead, relative scheduling priorities based on business requirements are used to determine the order in which tasks are run across available batch servers.

Box 3: alerts

Alerts form a notification system for critical events in finance and operations. You can use alerts to stay informed about events that you want to track during the workday. You can set up a set of alert rules so that you're alerted when a batch job ends, ends in error, or is canceled. You can select whether the alerts are emailed to you or appear as notifications in the Action center. Alerts can be set up per batch job and per user.

NEW QUESTION 8

- (Topic 6)

A company implement Dynamics 365 Finance, the company uses business events to trigger sales order processes.

The cutoff for shipping customer orders ins 3:00 PM.

You need to notify the warehouse manager in a Microsoft Teams channel whenever business events occur after 3:00 PM.

Which tool should you use?

A. Power BI

B. Power Automate

C. Workflow framework

D. Power Virtual Agents

Answer: B

NEW QUESTION 9

- (Topic 6)

Note: This question is part of a series of questions that present the same scenario. Each question in the series contains a unique solution that might meet the stated goals. Some question sets might have more than one correct solution, while others might not have a correct solution.

After you answer a question in this section, you will NOT be able to return to it. As a result, these questions will not appear in the review screen.

You are a Dynamics 365 for Finance and Operations system administrator. You have a test environment that is used by several people at any given time.

You create a new data entity in your development and migrate the code to the test environment. In the test environment, you are unable to find the data entity in the list. You need to locate the data entity.

Solution: In the Data management framework parameter screen, refresh the Entity list. Does the solution meet the goal?

A. Yes

B. No

Answer: A

NEW QUESTION 10

- (Topic 6)

A company acquires an analytics company that performs research on customer online purchases.

You must import customer purchase data from a pre-existing canvas-driven app into a new Dynamics 365 Finance instance. Data must be mapped to the out-of-the-box entities. The canvas-driven app uses Microsoft Excel as a data store.

You need to perform the migration. What should you use?

A. Data Management Framework configuration data template

B. Data entity change tracking

C. Dual-write

D. Microsoft Azure Data Lake

Answer: A

Explanation:

Reference:

<https://docs.microsoft.com/en-us/dynamics365/fin-ops-core/dev-itpro/data-entities/configuration-data-templates>

NEW QUESTION 10

- (Topic 6)

Note: This question is part of a series of questions that present the same scenario. Each question in the series contains a unique solution that might meet the stated goals. Some question sets might have more than one correct solution, while others might not have a correct solution.

After you answer a question in this section, you will NOT be able to return to it. As a result, these questions will not appear in the review screen.

You are a Dynamics 365 Finance security administrator.

When starting security setups, users report that certain roles are gaining access to sensitive information via a form in the system.

You must investigate which user roles have what visibility level to system objects, and then send a report to the implementation team to address security compliance concerns.

You need to report the information from the system. Solution: Generate the Role to user assignments report. Does the solution meet the goal?

A. Yes

B. No

Answer: B

Explanation:

Reference:

<https://docs.microsoft.com/en-us/dynamics365/fin-ops-core/dev-itpro/sysadmin/security-reports>

NEW QUESTION 11

HOTSPOT - (Topic 6)

A company implements Dynamics 365 Commerce. The company email provider blocks sending and receiving of AXTR files. The company disables removable storage. A new finance employee attempts to generate deposit slips on the employee's computer but cannot. You need to do the following:

- Capture the user's attempt to generate deposit slips on the user's computer.
- Load the capture on your computer.
- Identify the missing duties for the user.

What should you do? To answer, select the appropriate options in the answer area. NOTE: Each correct selection is worth one point.

Answer Area	
Requirement	Action
Capture the activity.	<div>Use the Task recorder.</div> <div>Use the Security diagnostics for task recorder tool.</div> <div>Use the Task recorder.</div> <div>Use the Business process modeler.</div> <div>Use the Regression suite automation tool.</div>
Load the capture.	<div>Open the capture from this PC.</div> <div>Open the capture from Lifecycle Services.</div> <div>Open the capture from this PC.</div>
Identify the missing duties of the user.	<div>Use the Security diagnostics for task recorder tool.</div> <div>Use the Security diagnostics for task recorder tool.</div> <div>Use the Task recorder.</div> <div>Use the Business process modeler.</div> <div>Use the Regression suite automation tool.</div>

- A. Mastered
B. Not Mastered

Answer: A

Explanation:

Answer Area	
Requirement	Action
Capture the activity.	<div>Use the Task recorder.</div> <div>Use the Security diagnostics for task recorder tool.</div> <div>Use the Task recorder.</div> <div>Use the Business process modeler.</div> <div>Use the Regression suite automation tool.</div>
Load the capture.	<div>Open the capture from this PC.</div> <div>Open the capture from Lifecycle Services.</div> <div>Open the capture from this PC.</div>
Identify the missing duties of the user.	<div>Use the Security diagnostics for task recorder tool.</div> <div>Use the Security diagnostics for task recorder tool.</div> <div>Use the Task recorder.</div> <div>Use the Business process modeler.</div> <div>Use the Regression suite automation tool.</div>

NEW QUESTION 16

HOTSPOT - (Topic 6)

You manage a Dynamics 365 for Finance and Operations environment.

In preparation for being migrated into a new environment, data packages are being numbered in alignment with the default numbering formats in Lifecycle Services. A package is named 03.01.002.

You need to identify what this package contains. To answer, select the appropriate option in the answer area.

NOTE: Each correct selection is worth one point.

Segment	Component
03	<div>The environment</div> <div>The module</div> <div>The data type</div> <div>The month</div>
01	<div>The module</div> <div>The month</div> <div>The sequence number</div> <div>The data type</div>
002	<div>The sequence number</div> <div>The data package version</div> <div>The data entity</div> <div>The data type reference</div>

- A. Mastered
B. Not Mastered

Answer: A

Explanation:

Segment	Component
03	<div><div>The environment</div><div>The module</div><div>The data type</div><div>The month</div></div>
01	<div><div>The module</div><div>The month</div><div>The sequence number</div><div>The data type</div></div>
002	<div><div>The sequence number</div><div>The data package version</div><div>The data entity</div><div>The data type reference</div></div>

NEW QUESTION 18

HOTSPOT - (Topic 6)

You are tasked with enhancing usability in the Dynamics 365 for Finance and Operations deployment for your organization. Your organization is evaluating different approaches, including using workspaces. You need to identify the goals of using workspaces. Which goals should you identify? To answer, select the appropriate options in the answer area.

NOTE: Each correct selection is worth one point.

Answer Area

Requirement	Functional use
Visibility	<div><div>Understand the current state of the light task activity to support informed decisions</div><div>Display deep information supporting complex task execution</div></div>
Workspace definition	<div><div>An initial overview for a specific role to increase productivity</div><div>A view of complex activities requiring interaction across different roles</div></div>

- A. Mastered
- B. Not Mastered

Answer: A

Explanation:

Answer Area

Requirement	Functional use
Visibility	<div><div>Understand the current state of the light task activity to support informed decisions</div><div>Display deep information supporting complex task execution</div></div>
Workspace definition	<div><div>An initial overview for a specific role to increase productivity</div><div>A view of complex activities requiring interaction across different roles</div></div>

NEW QUESTION 23

- (Topic 6)

A multinational company plans to implement centralized procurement using purchase requisition workflows. Multiple workflows must be of the same type. Each region must use its own purchase requisition workflow. You need to implement the workflows. What should you do?

- A. Configure Instructions for users
- B. Configure the workflow owner
- C. Configure automated tasks
- D. Configure manual tasks
- E. Add a condition for running the workflow

Answer: E

NEW QUESTION 24

HOTSPOT - (Topic 6)

Your company uses Dynamics 365 Supply Chain Management. Discounts are being applied to customer invoices at month end incorrectly. Users are configuring the wrong discount group when maintaining customer accounts. You need to implement alerts to identify when the wrong discount group is configured. Which alert value should you use? To answer, select the appropriate options in the answer area.

NOTE: Each correct selection is worth one point.

Configuration

Value

Alert me when table

Price agreements
Customers
Invoice lines
Sales order lines

Alert me when event

Has changed
Is set to:
Record has been created
Record has been deleted

- A. Mastered
- B. Not Mastered

Answer: A

Explanation:

Box 1: Price agreements

Trade agreements (Price/ discount agreement) in Dynamics 365 for Finance and Operations - Setup.

Trade agreements in AX. It is also called as Price/discount agreements.

As the name suggests, it is used to setup the prices (sales prices & purchase prices) and the discounts (Line discounts, Multiline discounts & Total discounts) for the item, customer and Vendor combinations. Once price and discount rules are set up in the trade agreements, the valid prices and/or discounts are fetched and applied to quotations, orders, and invoices in AX.

Box 2: Has changed

There are two kinds of alerts that can be configured by users. These are change-based alerts and due date alerts.

NEW QUESTION 28

- (Topic 6)

A company implements Dynamics 365 for Finance and Operations.

The company's purchasing agents must be able to create purchase orders for a first-time vendor.

All new vendor requests must be reviewed and approved by the accounts payable manager.

A workflow must send an email to the accounts payable manager and the senior accounts payable clerk notifying both when a vendor application is waiting for approval. The workflow must be configured to account for people changing job roles.

You need to configure the system to meet these requirements. What should you do?

- A. On the Recipient tab, select Use
- B. Then, select the users for the accounts payable manager and the senior accounts payable clerk from the list.
- C. On the Recipient tab, select Workflow use
- D. Then, select the user for purchasing agents from the list.
- E. On the Recipient tab, select Workflow use
- F. Then, select the role for vendor approval from the list.
- G. On the Recipient tab, select Use
- H. Then, select the role for vendor approval from the list.
- I. On the Recipient tab, select Participan
- J. Then, select the role for vendor approval from the list.
- K. On the Recipient tab, select Participan
- L. Then, select the users for the accounts payable manager and the senior accounts payable clerk from the list.

Answer: E

Explanation:

Reference:

<https://docs.microsoft.com/en-us/dynamics365/fin-ops-core/fin-ops/organization-administration/configure-approval-process-workflow>

NEW QUESTION 32

- (Topic 6)

A company plans to implement Dynamics 365 Supply Chain Management in the next twelve months.

The IT manager is planning user testing. The manager needs to ensure that only the core configurations exist. Transactions will be added with a subsequent upload of master data for additional testing.

You need to identify how to ensure only the core configurations exist in the testing environment.

What should you do?

- A. Delete transactions in the production environment.
- B. Copy configurations from Azure Data Lake.
- C. Copy configurations from Lifecycle Services.
- D. Copy configurations from the golden configuration environment.

Answer: D

NEW QUESTION 33

- (Topic 6)

A company implements Dynamics 365 Finance.

New system users need to import journals. Journal data must be validated before it is imported into Dynamics 365 Finance.

You need to import the journal data. What should you use?

- A. Microsoft Dataverse
- B. Excel add-in
- C. Periodic journal
- D. General processing workspace

Answer: D

NEW QUESTION 37

HOTSPOT - (Topic 6)

You implement Dynamic 365 Finance. All financial records are stored in QuickBooks 2003 Pro.

You need to import the financial records into Dynamics 365 Finance by using the data management framework.

Which file format should you use? To answer, select the appropriate options in the answer area.

NOTE: Each correct selection is worth one point.

Answer Area

Data type	File format
Entity	<input type="checkbox"/> Tab-delimited Excel file <input type="checkbox"/> JSON file <input type="checkbox"/> BACPAC file
Data package	<input type="checkbox"/> ZIP file <input type="checkbox"/> GZ file <input type="checkbox"/> RAR file <input type="checkbox"/> TAR file

- A. Mastered
- B. Not Mastered

Answer: A

Explanation:

Box 1: Tab-delimited Excel file

If you want to migrate data from other finance solutions, you must either check if an extension is available for that solution or import from Excel.

Box 2: ZIP file

Supported import file formats include .csv, .zip, .txt, .xml, and .xlsx.

NEW QUESTION 38

- (Topic 6)

You assign security roles to users in your company. The security roles contain one or more duty assignments. The purchasing manager role must be able to view payment journals. You need to edit the security configuration to meet the requirement. What should you do?

- A. Create a new security rol
- B. Create a purchasing manager duty and assign it to that rol
- C. Then assign the duty to the user.
- D. Create a new privileg
- E. Assign the View only permission to the privileg
- F. Then assign the privilege to the user.
- G. Edit the existing role and assign the View payment journal transactions permission level.
- H. Edit the duty to view only on the payment journa
- I. The duty is assigned to the purchasing manager role.

Answer: D

Explanation:

Reference:

<https://docs.microsoft.com/en-us/dynamics365/fin-ops-core/dev-itpro/sysadmin/role-based-security>

NEW QUESTION 39

- (Topic 6)

You are a Dynamics 365 Finance system administrator.

A user is reporting an issue with the Sales Order form. The UI for the form is not loading properly, and there are some performance issues. The object was working fine until the most recent update release. The who personalized this form is using Microsoft Edge. No other users are reporting issues.

You need to resolve the issue. What should you do?

- A. Delete the sales form object in the usage data form.
- B. Open the form in a new Microsoft Edge InPrivate session.
- C. Reimport and compile the AOT object causing issues.
- D. Rebuild the system indexes.

Answer: D

NEW QUESTION 40

DRAG DROP - (Topic 6)

An organization is implementing Dynamic 365 Finance.

The organization is comprised of a parent named Company1 and the following fully-owned subsidiary, SubsidiaryB, and SubsidiarC.

The organization is comprised of a parent company named Company1 and the following fully-owned subsidiaries: SubsidiaryA, SubsidiaryB, and SubsidiaryC.

SubsidiaryC uses Canadian dollars to report financials. You need to configure the system.

Which organization hierarchy should you use? To answer, drag the appropriate organizational hierarchy to the correct organization. Each organization hierarchy may be used once, more than once, or not all. You may need to drag the split bar between panes or scroll to view content.

NOTE: Each correct selection is worth one point.

Organizational heirarchies

Legal entities
Operating units
Consolidation entity

Answer Area

Organization	Organizational Hierarchy
SubsidiaryA	Organizational heirarchy
SubsidiaryC	Organizational heirarchy

- A. Mastered
 B. Not Mastered

Answer: A

Explanation:

Box 1: Operating units

Currency, if the organization is modeled as an operating unit.

If your organizations can use a single functional currency, you can model the organizations as operating units. Operating units must share a functional currency. However, you can enter transactions and create reports in multiple currencies.

Box 2: Legal entities

Currency, if the organization is modeled as a legal entity.

If your organizations must use different functional currencies, you must model the organizations as legal entities. Functional currencies are set up per legal entity. However, you can enter transactions in multiple currencies.

NEW QUESTION 45

- (Topic 6)

You are preparing to morale data into Dynamics 365 Finance from an older system.

You must assign customer to specific receivables accounts by region. A custom field within the older system exists to assign the customer to a region.

You need to mac the customer data. What should you do?

- A. Add a field in Dynamics 365 Finance to mirror the older system configuration
 B. Map the custom field from the older system to the customer group field in Dynamics 365 Finance.
 C. Map the custom field from the older system to the customer account number in Dynamics 36S finance.
 D. Map the value from the custom field in the older system to the customer segment field in Dynamics 365 Finance

Answer: B

Explanation:

A customer group is a way of aggregating customers that are similar in some way. For example, you may use them to distinguish between retail and wholesale customers or between company employees and external customers etc.

Reference: <https://docs.microsoft.com/en-us/dynamicsax-2012/appuser-itpro/create-a- customer-group>

NEW QUESTION 50

- (Topic 6)

Note: This question is part of a series of questions that present the same scenario. Each question in the series contains a unique solution. Determine whether the solution meets the stated goals. Some question sets might have more than one correct solution, while others might not have a correct solution.

After you answer a question in this section, you will NOT be able to return to it. As a result, these questions will not appear in the review screen.

You are a Dynamics 365 Finance sales manager. You use a Power BI dashboard that shows near-real-time sales data from reports and tiles.

It is impractical to keep switching between multiple applications.

You need to configure a way to access the Power BI reports within the Dynamics 365 Finance client.

Solution: Create a link to the Power BI reports in your workspace. Does the solution meet the goal?

- A. Yes
 B. No

Answer: A

Explanation:

Reference:

<https://docs.microsoft.com/en-us/dynamics365/fin-ops-core/dev-itpro/analytics/pin-power- bi-reports>

NEW QUESTION 53

HOTSPOT - (Topic 6)

A company plans to use Dynamics 365 Finance. You need to implement the security architecture.

Which component should you use for each requirement? To answer, select the appropriate security component in the answer area.

NOTE: Each correct selection is worth one point.

Answer Area

Requirement
Group the security configuration for employees with the same job function.
Assign check-depositing tasks to a group of people as part of the accounts receivable process.
Restrict access to a specific table or chart.

Security component

Security roles Duties Privileges Permissions
Security roles Duties Privileges Permissions
Security roles Duties Privileges Permissions

- A. Mastered
- B. Not Mastered

Answer: A

Explanation:

Answer Area

Requirement	Security component
Group the security configuration for employees with the same job function.	<div>Security roles</div> <div>Duties</div> <div>Privileges</div> <div>Permissions</div>
Assign check-depositing tasks to a group of people as part of the accounts receivable process.	<div>Security roles</div> <div>Duties</div> <div>Privileges</div> <div>Permissions</div>
Restrict access to a specific table or chart.	<div>Security roles</div> <div>Duties</div> <div>Privileges</div> <div>Permissions</div>

NEW QUESTION 58

HOTSPOT - (Topic 6)

A company that distributes cleaning supplies and chemicals uses Dynamics 365 Supply Chain Management.

The purchasing manager for the chemicals has the following requirements:

- All purchasing agents in the department must have the purchase order list page configured to display vendors for only their buyer group.
- The list page must display only open purchase orders that have a delivery date five days from the current date.

The purchasing manager sets up the buyer group. The department personnel cannot see the changes.

You need to complete the configuration.

What should you do? To answer, select the appropriate options in the answer area.

Requirement	Configuration
Display only open purchase orders five days forward.	<div>Create a saved view.</div> <div>Configure in User options.</div> <div>Use a record template.</div>
Allow agents to apply the manager's user interface changes.	<div>Create a saved view.</div> <div>Share a personalization.</div> <div>Add a tile to a workspace.</div>

- A. Mastered
- B. Not Mastered

Answer: A

Explanation:

Box 1: Create a saved view. A view can be saved.

Note: A view defines:

The columns to be displayed. The width of columns displayed.

How the list of records is sorted by default.

What default filters are applied to restrict which records will appear in the list.

The records that are visible in individual views are displayed in a list, sometimes called a grid, which frequently provides options so that people can change the default sorting, column widths, and filters to more easily see the data that's important to them. Views also define the data source for charts that are used in the application.

Box 2: Share personalization

Sharing personalizations – Users who have full personalization access can export their page personalizations and share them with other users.

NEW QUESTION 59

DRAG DROP - (Topic 6)

You are testing service updates for Dynamics 365 Finance by using the Regression suite automation tool (RSAT).

You need to select the appropriate test case type for each test requirement.

Which test case types should you use? To answer, drag the appropriate test case types to the correct test requirements. Each test case type may be used once, more than once, or not at all. You may need to drag the split bar between panes or scroll to view content.

NOTE: Each correct selection is worth one point.

Test case types	Answer Area						
<div>automated</div> <div>chained</div> <div>derived</div> <div>manual</div>	<table><tr><th>Test requirement</th><th>Test case type</th></tr><tr><td>Use a single task recording to complete multiple tests by using different parameter values.</td><td></td></tr><tr><td>Use a value captured in one test as a variable in a second test.</td><td></td></tr></table>	Test requirement	Test case type	Use a single task recording to complete multiple tests by using different parameter values.		Use a value captured in one test as a variable in a second test.	
Test requirement	Test case type						
Use a single task recording to complete multiple tests by using different parameter values.							
Use a value captured in one test as a variable in a second test.							

- A. Mastered
B. Not Mastered

Answer: A

Explanation:

Box 1: derived Derived test case

RSAT lets you use the same task recording with multiple test cases, enabling a task to run with different data configurations.

Box 2: chained

Saved variables and chaining of test cases

One of the key features of RSAT is the chaining of test cases, that is, the ability of a test to pass variables to other tests

NEW QUESTION 61

- (Topic 6)

Note: This question is part of a series of questions that present the same scenario. Each question in the series contains a unique solution. Determine whether the solution meets the stated goals. Some question sets might have more than one correct solution, while others might not have a correct solution.

After you answer a question in this section, you will NOT be able to return to it. As a result, these questions will not appear in the review screen.

A third-party logistics company uses Dynamics 365 Supply Chain Management to manage its warehouses.

Customers send items to the company's warehouse for controlled storage. Once a month, customers send the company an email with an attachment containing new items entered in a standardized Excel template.

The company must be able to do the following:

- Migrate the data into Dynamics 365 Supply Chain Management.
- Avoid using Dynamics 365 Supply Chain Management system forms to enter the data.

You need to identify the configuration and tool to assist with entering the data into the system.

Solution: Create an Excel template with an OData entity. Enter the new items into the Excel template and publish the changes to Dynamics 365 Supply Chain Management.

Does the solution meet the goal?

- A. Yes
B. No

Answer: A

NEW QUESTION 63

HOTSPOT - (Topic 6)

An existing Dynamics 365 Finance and Dynamics 365 Supply Chain Management implementation accepts invoices from parts suppliers. A custom workflow runs when parts are received. The workflow updates inventory for all production lines.

Suppliers request access to failure rate data for the parts they supply in real time. The data requested must include the part number and the date the parts were received. Part failure rate data must be uploaded to a OneDrive for Business folder for each parts supplier.

You need to implement a solution.

Which technology should you use? To answer, select the appropriate options in the answer area.

NOTE: Each correct selection is worth one point.

Requirement	Technology
Initiate a process in real time	<div><div></div><div>Workflow business events</div><div>Dynamics 365 Finance batch jobs</div><div>Azure Batch</div><div>Azure WebJob</div></div>
Gather failure rate data	<div><div></div><div>Dynamics 365 Finance Microsoft Power Platform</div><div>Dynamics 365 SDK</div><div>Azure SDK</div></div>
Post data to supplier's OneDrive	<div><div></div><div>Power Automate flow</div><div>Dynamics 365 Finance workflow</div><div>Business process flow</div><div>Azure Service Bus</div></div>

- A. Mastered
B. Not Mastered

Answer: A

Explanation:

Requirement	Technology
Initiate a process in real time	<div>▼</div> <div>Workflow business events</div> <div>Dynamics 365 Finance batch jobs</div> <div>Azure Batch</div> <div>Azure WebJob</div>
Gather failure rate data	<div>▼</div> <div>Dynamics 365 Finance Microsoft Power Platform</div> <div>Dynamics 365 SDK</div> <div>Azure SDK</div>
Post data to supplier's OneDrive	<div>▼</div> <div>Power Automate flow</div> <div>Dynamics 365 Finance workflow</div> <div>Business process flow</div> <div>Azure Service Bus</div>

NEW QUESTION 66

- (Topic 6)

You are currently running version 10.0.2 of Dynamics 365 Finance.

You build a solution that includes dependencies on components in version 10.0.2. You have deferred updates of versions 10.0.3, 10.0.4, and 10.0.5. Microsoft releases version 10.0.6 of Dynamics 365 Finance. The 10.0.2 components do not work in version 10.0.6. You need to ensure that your solution continues to work properly.

What should you do? Each correct answer presents part of the solution.

NOTE: Each correct selection is worth one point.

- A. Accept the version 10.0.6 update
- B. Update the dependencies to support version 10.0.6
- C. Pause the version 10.0.6 update
- D. Maintain the dependencies on version 10.0.2

Answer: BD

NEW QUESTION 71

- (Topic 6)

Note: This question is part of a series of questions that present the same scenario. Each question in the series contains a unique solution that might meet the stated goals. Some question sets might have more than one correct solution, while others might not have a correct solution.

After you answer a question in this section, you will NOT be able to return to it. As a result, these questions will not appear in the review screen.

You are developing a file-based integration to Dynamics 365 for Finance and Operations.

Microsoft Excel files with 15,000 or more records need to be imported into the system periodically by individual users. The records need to be imported in full within a 5-minute approved window.

You need to determine how to accomplish the import into the system. Solution: Import the data by using the recurring data integrations API. Does the solution meet the goal?

- A. Yes
- B. No

Answer: A

Explanation:

References:

<https://docs.microsoft.com/en-us/dynamics365/fin-ops-core/dev-itpro/data-entities/integration-overview>

<https://docs.microsoft.com/en-us/dynamics365/fin-ops-core/dev-itpro/data-entities/data-management-api>

NEW QUESTION 74

- (Topic 6)

Note: This question is part of a series of questions that present the same scenario. Each question in the series contains a unique solution that might meet the stated goals. Some question sets might have more than one correct solution, while others might not have a correct solution.

After you answer a question in this section, you will NOT be able to return to it. As a result, these questions will not appear in the review screen.

You are a Dynamics 365 for Finance and Operations security administrator.

When testing security setups, users report that certain roles are gaining access to sensitive information via a form in the system.

You must investigate which user roles have what visibility and access level to system objects, and then send a report to the implementation team to address security compliance concerns.

You need to report the information from the system. Solution: Generate the Security duty assignments report. Does the solution meet the goal?

- A. Yes
- B. No

Answer: B

NEW QUESTION 77

- (Topic 6)

You are a Dynamics 365 for Finance and Operations system administrator.

The expense department relies heavily on properly operating workflows. If there is a failure in the workflow, the issue needs to get resolved quickly.

You need to make sure that the system actively tracks the status, so the support team can monitor and take actions against any failures.

What should you do? Each correct answer presents a complete solution. NOTE: Each correct selection is worth one point.

- A. Set the monitoring category of the Workflow message processing batch job to Workflow.
- B. Set the critical job flag of the Workflow message processing batch job to True.
- C. Set the Ignore task failure flag of the Workflow message processing batch job to False.
- D. Set the batch job named Workflow message processing to send an email when the status of the batch job to Workflow.
- E. Set the priority field of the Workflow message processing batch job to 1.

Answer: BCD

NEW QUESTION 81

- (Topic 6)

You are a Dynamics 365 for Finance and Operations system administrator.

Data is being migrated from a customized version of a legacy application to Dynamics 365 for Finance and Operations. Some of the fields in the entity are the same, and some are different.

As a starting point, you need to automatically map as many fields as possible within Dynamics 365 for Finance and Operations.

Which feature or tool should you use?

- A. Use the Mapping visualization tool
- B. Generate source mapping
- C. Use the Data task automation tool
- D. Copy configuration data
- E. Use Data templates

Answer: A

Explanation:

References:

<https://docs.microsoft.com/en-us/dynamics365/unified-operations/dev-itpro/data-entities/data-entities-data-packages?toc=/fin-and-ops/toc.json#mapping>

NEW QUESTION 83

- (Topic 6)

You are a Dynamics 365 Finance system administrator.

An issue has been reported that appears to be a base Dynamics 365 bug. The system was last updated three weeks ago. Searching for the Issue by description in Lifecycle Services is not working.

You need to determine other ways to search for similar issues to help narrow down the search before opening a Microsoft ticket

What are two ways to search for a released how? Each correct answer presents a complete solution.

NOTE: Each correct selection is worth one point

- A. By Application Object Tree (AOT) object name
- B. By Microsoft support ticket number
- C. By Industry
- D. Date range for release

Answer: AC

NEW QUESTION 85

FILL IN THE BLANK - (Topic 6)

Note: This question is part of a series of questions that present the same scenario. Each question in the series contains a unique solution. Determine whether the solution meets the stated goals. Some question sets might have more than one correct solution, while others might not have a correct solution.

After you answer a question in this section, you will NOT be able to return to it. As a result, these questions will not appear in the review screen.

A company is implementing Dynamics 365 Finance. The company has two legal entities in two different regions requiring separate tenants. CompanyA and CompanyB are both implementing Dynamics 365 Finance as separate implementation teams in a staggered approach.

CompanyA and CompanyB want to ensure that assets are accessible across the companies and to Microsoft but will not be publicly accessible to other companies.

You need to determine how to set up and configure assets to the Lifecycle Services (LCS) Asset library.

Solution: Upload assets with a global scope. Does the solution meet the goal?

- A. YES
- B. No

Answer: B

NEW QUESTION 89

HOTSPOT - (Topic 5)

You must configure the master data for customers import to meet the applications and environment requirements.

How should the master data for customer's import be configured? To answer, select the appropriate options in the answer area.

NOTE: Each correct selection is worth one point.

Answer Area

Requirement

Number of entity mappings

Configuration

3

1

2

3

Duplicate records

View staging data option on the execution summary page

View staging data option on the execution summary page

Copy data to target

Skip staging

- A. Mastered
- B. Not Mastered

Answer: A

Explanation:

Answer Area

Requirement

Number of entity mappings

Configuration

3

1

2

3

Duplicate records

View staging data option on the execution summary page

View staging data option on the execution summary page

Copy data to target

Skip staging

NEW QUESTION 93

- (Topic 5)

You need to configure the customer service representative's screen to meet the requirements.

Which three features must be configured? Each correct answer presents part of the solution.

NOTE: Each correct selection is worth one point.

- A. Funnel
- B. Favorites
- C. Charts
- D. Workspaces
- E. Security

Answer: ACE

NEW QUESTION 98

HOTSPOT - (Topic 5)

You need to determine the testing type for the activities.

Which testing type should you use? To answer, select the appropriate options in the answer area.

NOTE: Each correct selection is worth one point.

Answer Area

Testing

Requirement 1

Requirement 2

Requirement 3

Type

Unit

Regression

End to end

Unit

Regression

Functional

End to end

Unit

Regression

End to end

- A. Mastered
- B. Not Mastered

Answer: A

Explanation:

Testing	Type
Requirement 1:	
	Unit
	Regression
Requirement 2:	
	Unit
	Regression
	Functional
Requirement 3:	
	Unit
	Regression
	End to end

NEW QUESTION 99

SIMULATION - (Topic 6)

You are a functional consultant for Contoso Entertainment System USA (USMF).

You need to create a new number sequence named seq that meets the following requirements:

- ? Begins with the number 1
- ? Uses continuous numbers
- ? Uses a format of seq#####

To complete this task, sign in to the Dynamics 365 portal.

- A. Mastered
- B. Not Mastered

Answer: A

Explanation:

- ? Go to Navigation pane > Modules > Organization administration > Number sequences > Number sequences.
- ? Select Number sequence.
- ? In the Number sequence code field, type seq.
- ? In the Name field, type a value.
- ? In the Segments section, click Add.
- ? Select Constant and enter a value of seq
- ? Click Add again.
- ? Select Alphanumeric and enter a value of #####
- ? In the General section, ensure that Continuous is set to Yes.
- ? Under Number Allocation, enter 1 in the Smallest field.
- ? Click Save to save the number sequence.

NEW QUESTION 102

HOTSPOT - (Topic 6)

During the implementation planning process, a company decides to migrate various functional data from its legacy systems. These include accounting data, sales data, and purchasing data.

Some functional data elements reference data stored in other tables.

You need to ensure that data types and data elements are imported in the correct order. In what order should you perform the data migration? To answer, select the appropriate configuration in the answer area.

NOTE: Each correct selection is worth one point.

Answer Area

Sequential order	Order options
Data category	Master, reference, transaction Reference, master, transaction Transaction, reference, master Transaction, master, reference
Data entity	Ledger journals, chart of accounts, account structures Chart of accounts, account structures, ledger journals Account structures, chart of accounts, ledger journals Ledger journals, account structures, chart of accounts

- A. Mastered
- B. Not Mastered

Answer: A

Explanation:

Answer Area

Sequential order	Order options
Data category	<div>Master, reference, transaction</div> <div>Reference, master, transaction</div> <div>Transaction, reference, master</div> <div>Transaction, master, reference</div>
Data entity	<div>Ledger journals, chart of accounts, account structures</div> <div>Chart of accounts, account structures, ledger journals</div> <div>Account structures, chart of accounts, ledger journals</div> <div>Ledger journals, account structures, chart of accounts</div>

NEW QUESTION 107

- (Topic 6)

Note: This question is part of a series of questions that present the same scenario. Each question in the series contains a unique solution that might meet the stated goals. Some question sets might have more than one correct solution, while others might not have a correct solution. After you answer a question in this section, you will NOT be able to return to it. As a result, these questions will not appear in the review screen. You are configuring a Dynamics 365 for Finance and Operations environment. You must set up Microsoft Excel data exports. You need to verify that the solution will result in a successful export of data to Excel.

Solution: Use Open in Excel to open an entity form that does not share the same root data source by implementing the ExportToExcelGeneratedCustomExport interface.

Does the solution meet the goal?

- A. Yes
- B. No

Answer: B

NEW QUESTION 108

HOTSPOT - (Topic 6)

You use different elements to construct a workflow.

You need to identify which workflow element to use for each scenario.

Which action should you use? To answer, select the appropriate options in the answer area.

NOTE: Each correct selection is worth one point.

Scenario	Actions
Create a customer record for a customer if a record doesn't already exist.	<div></div> <div>Create task</div> <div>Create approval process</div>
Reject a document.	<div></div> <div>Create task</div> <div>Create approval process</div>
Assign a document to another user for approval.	<div></div> <div>Create task</div> <div>Create approval process</div>
Perform a credit check.	<div></div> <div>Create task</div> <div>Create approval process</div>

- A. Mastered
- B. Not Mastered

Answer: A

Explanation:

References:

<https://docs.microsoft.com/en-us/dynamics365/unified-operations/fin-and-ops/organization-administration/workflow-elements>

NEW QUESTION 111

HOTSPOT - (Topic 6)

You are implementing Dynamics 365 Supply Chain Management.

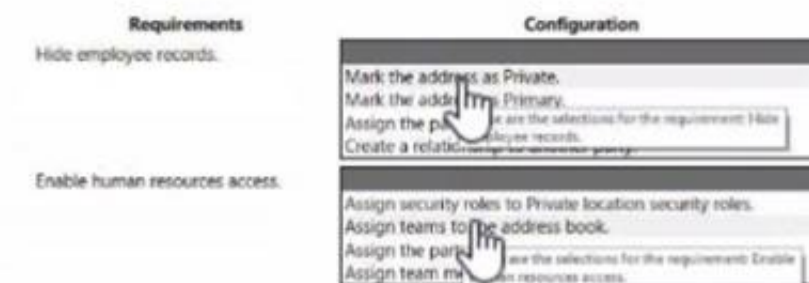
You must ensure employee address information is only accessible to users in the human resources department.

You need to configure the solution.

How should you configure the solution? To answer, select the appropriate options in the answer area.

NOTE: Each correct selection is worth one point.

Answer Area




- A. Mastered
- B. Not Mastered

Answer: A

Explanation:

Answer Area



NEW QUESTION 115

- (Topic 6)

A company implements Dynamics 365 Finance and Dynamics 365 Customer Service.

For which two scenarios can you use Dual Write? Each correct answer presents a complete solution.

NOTE: Each correct selection is worth one point.

- A. Synchronize customer data between both Dynamics 365 systems.
- B. Import customers from an older system.
- C. Synchronize customer data between Dynamics 365 Finance and Microsoft Azure Data Lake.
- D. Support offline catch-up of data synchronization between systems.

Answer: AD

Explanation:

Reference:

<https://docs.microsoft.com/en-us/dynamics365/fin-ops-core/dev-itpro/data-entities/dual-write/dual-write-overview>

NEW QUESTION 120

- (Topic 6)

You set up Dynamics 365 for Finance and Operations. Your organization will use email with the application.

You need to ensure that email will be sent using typical secure settings. What setting must be set up as specified?

- A. Specify if SSL is required is selected.
- B. Information rights management is enabled.
- C. In-place hold and Litigation hold are enabled.
- D. In-place eDiscovery is enabled.

Answer: A

Explanation:

SMTP settings tab.

On the Email parameters page, note the following settings on the SMTP settings tab.

Server information

SSL required - Determines whether secure transport is used. Typically, this is Yes, except for internal or troubleshooting scenarios.

Etc.

Reference: <https://docs.microsoft.com/en-us/dynamics365/fin-ops-core/fin-ops/organization-administration/configure-email>

NEW QUESTION 121

HOTSPOT - (Topic 6)

A company implements Dynamics 365 for Finance and Operations. It sets up and configures the system to support reporting requirements using Microsoft Power BI.

The customer service manager wants to create reports in Power BI for analyzing customer order patterns, order fulfillment metrics, customer satisfaction KPIs, and customer service representative goal metrics. These reports compare aggregated information across multiple demographic regions and business lines for current trends against historic information.

The manager would like to use the reports to make individual team performance more visible to the managerial and executive teams. Since reports will be used by those teams as well as mobile users, the manager would like the report response to reflect the latest data without requiring the user to wait.

You need to determine which tool or functionality best fits the scenario.

Which feature or functionality should you use? To answer, select the appropriate feature or functionality in the dialog box in the answer area.

NOTE: Each correct selection is worth one point

Answer Area

Scenario	Feature or functionality
Stage the aggregate data for use by the reports.	Dynamics 365 system administration settings Power BI desktop client Lifecycle Services
Set the data source to use DirectQuery.	Dynamics 365 system administration settings Power BI desktop client Lifecycle Services
Publish the new reports to the production environment.	Dynamics 365 system administration settings Power BI desktop client Lifecycle Services
Configure the data refresh rate for periodic updating.	Dynamics 365 system administration settings Power BI desktop client Lifecycle Services

- A. Mastered
B. Not Mastered

Answer: A

Explanation:

References:

<https://docs.microsoft.com/en-us/dynamics365/fin-ops-core/dev-itpro/analytics/author-distribute-power-bi-reports>

<https://docs.microsoft.com/en-us/power-bi/desktop-use-directquery>

NEW QUESTION 123

DRAG DROP - (Topic 6)

You are a Dynamics 365 for Finance and Operations system administrator.

The finance department is experiencing electronic reporting submittal issues. You must use all available sources to troubleshoot those issues.

You need to identify potential hotfixes.

Which four actions should you perform in sequence? To answer, move the appropriate actions from the list of actions to the answer area and arrange them in the correct order.

Actions

Log in to Lifecycle Services (LCS).

Use the Issue search tile.

Select a project to work in.

Enter the issue case number.

Enter search terms.

Create a new case.

Answer area

- A. Mastered
B. Not Mastered

Answer: A

Explanation:

Actions

Log in to Lifecycle Services (LCS).

Use the Issue search tile.

Select a project to work in.

Enter the issue case number.

Enter search terms.

Create a new case.

Answer area

Log in to Lifecycle Services (LCS).

Select a project to work in.

Use the Issue search tile.

Enter search terms.

NEW QUESTION 128

- (Topic 6)

A company implements Dynamics 365 Supply Chain Management. The company is starting a short-term project that has a rigid budget.

The warehouse manager requests an environment that has demo data so that users can look at samples of the warehouse module. A cloud scale unit is not required.

You need to recommend a cost-effective environment. What should you recommend?

- A. Tier 3
B. Tier 1
C. Tier 2
D. Tier 4

Answer: B

Explanation:

Environment types

You can use the following environment types for your project:

* Environment image (VHD) – These additional Tier-1 environments are hosted on- premises by using a virtual hard disk (VHD) that can be downloaded from Microsoft Dynamics Lifecycle Services (LCS).

* Standard – This environment is included in the standard offer and is managed by Microsoft in a Microsoft subscription. Standard environments include the production environment and a Tier-2 Standard Acceptance Test environment.

* Add-on – The add-on environments are in a Microsoft-managed subscription that the customer has purchased in addition to the standard offer. For example, an add-on environment might be an additional Tier-4 environment for performance testing.

* Cloud-hosted – Cloud-hosted environments are additional environments that are managed by the customer or partner in a customer or partner Microsoft Azure subscription. A cloud-hosted environment can include a Tier-1 demo environment.

Reference: <https://learn.microsoft.com/en-us/dynamics365/fin-ops-core/fin-ops/imp-lifecycle/environment-planning>

NEW QUESTION 133

DRAG DROP - (Topic 6)

A company implements Dynamics 365 Finance. The company wants to automate some standard business practices and processes into the system.

A sales representative calls on a new customer and obtains an order. As part of the process, the representative must follow the standard procedure for onboarding a new customer by uploading the customer's credit application to the company OneDrive for processing, create the new customer record, set a default minimum credit limit, and enter the new order using the company's streamlined new-customer form.

After the credit application is approved by the finance manager, and the customer's credit limit is updated in the system, the order will be released for fulfilment.

You need to determine which tool or functionality best fits the scenario.

Which feature or functionality should you use? To answer, drag the appropriate setting to the correct drop targets. Each source may be used once, more than once, or not at all. You may need to drag the split bar between panes or scroll to view content.

NOTE: Each correct selection is worth one point.

Features or functionalities	Scenario	Feature or functionality
Business process flow	Guide the salesperson through creating the new customer record and order.	
Workflow	Notify the finance manager of a new credit application by using email.	
Microsoft Flow	Automatically update the order status when the credit limit is updated.	
Task Guide		

- A. Mastered
B. Not Mastered

Answer: A

Explanation:

Features or functionalities	Scenario	Feature or functionality
Business process flow	Guide the salesperson through creating the new customer record and order.	Task Guide
Workflow	Notify the finance manager of a new credit application by using email.	Microsoft Flow
Microsoft Flow	Automatically update the order status when the credit limit is updated.	Workflow
Task Guide		

NEW QUESTION 134

SIMULATION - (Topic 6)

You are a functional consultant for Contoso Entertainment System USA (USMF). You plan to create several customer approval workflows.

You need to configure the system to support customer approvals. To complete this task, sign in to the Dynamics 365 portal.

- A. Mastered
B. Not Mastered

Answer: A

Explanation:

- ? Navigate to Accounts receivable > Setup > Accounts receivable parameters.
- ? Click the General tab.
- ? Expand the Customer Approval section.
- ? Click the slider named Enable customer approvals to Yes.
- ? Select the entities for which you wish to enable customer approvals.

NEW QUESTION 139

HOTSPOT - (Topic 6)

A company implements Dynamics 365 for Finance and Operations. It must set up the system to be ready for entering inventory items. You need to select which unit of conversion fits the scenario.

Which conversion types should you use? To answer, select the appropriate options in the answer area.

NOTE: Each correct selection is worth one point.

Answer Area	Scenario	Conversion type
	Car paint colors and their ingredients are purchased in barrels, stocked in ounces, and sold in gallons.	Standard Intra-class Inter-class
	Steel is purchased in tons, stocked in pounds, and sold in linear feet.	Standard Intra-class Inter-class
	Bolts and nuts are purchased in pounds, stocked as individual units, and sold in boxes.	Standard Intra-class Inter-class

- A. Mastered
 B. Not Mastered

Answer: A

Explanation:

References:

<https://docs.microsoft.com/en-us/dynamicsax-2012/appuser-itpro/set-up-units-and-unit-conversions-retail-essentials>

NEW QUESTION 142

- (Topic 6)

You are implementing Dynamics 365 Supply Chain Management. You have a CSV file that contains two million records. You need to import the file into Dynamics 365 Supply Chain Management without manual manipulation of the data. What should you use?

- A. Microsoft Excel Add-In
 B. Microsoft SQL Server Integration Services
 C. Classic data integration
 D. Data management import job

Answer: D

NEW QUESTION 147

HOTSPOT - (Topic 6)

A company uses Dynamics 365 Finance.

You review business processes and their associated requirements. These work items include bugs, tasks backlog items, tests, and documents

You need to perform the following tasks:

- Track the progress of your implementation project and associate various work items with requirements and business processes
- Identify and publish bug fixes within your normal delivery schedule.

Which tools should you use? To answer, select the appropriate options in the answer aiea. NOTE Each correct selection is worth one point.

Requirements	Tools
Connect your business process maps to the recommended work management system.	<div>▼</div> Business process modeler connected to Microsoft Azure DevOps Microsoft Visio connected to Microsoft Project Server Microsoft Visual Studio connected to Microsoft Github
Create business process maps.	<div>▼</div> Business process modeler Microsoft Visual Studio Microsoft Visio
Manage progress and work items.	<div>▼</div> Microsoft GitHub Microsoft Project Online Microsoft Azure DevOps

- A. Mastered
 B. Not Mastered

Answer: A

Explanation:

Requirements	Tools
Connect your business process maps to the recommended work management system.	<div>▼</div> Business process modeler connected to Microsoft Azure DevOps Microsoft Visio connected to Microsoft Project Server Microsoft Visual Studio connected to Microsoft Github
Create business process maps.	<div>▼</div> Business process modeler Microsoft Visual Studio Microsoft Visio
Manage progress and work items.	<div>▼</div> Microsoft GitHub Microsoft Project Online Microsoft Azure DevOps

NEW QUESTION 152

- (Topic 6)

Dynamics 365 Finance is implemented at your company.

Users in the accounts payable roles and inventory management roles can edit the general ledger details for all departments. These roles must not be able to change the inventory on hand or be able to pay a parts supplier. The users have physical access to warehouses.

You attempt to remove the users from the roles and see that the users are then added back to the roles.

Users must not be able to be added to both roles. Users in a single role must be able to perform their duties.

You need to ensure that users are assigned to the proper roles.

What are two possible ways to achieve this goal? Each correct answer presents a complete solution.

NOTE: Each correct selection is worth one point.

- A. Remove the privileges from the roles.
- B. Include the users in automatic assignment.
- C. Set up segregation of duties for the users.
- D. Remove segregation of duties for the users.
- E. Exclude the users from automatic assignment.

Answer: BC

Explanation:

B: To use anything other than common capabilities in finance and operations apps, users must be assigned to security roles. You can assign users to roles automatically, based on rules and business data, exclude users from automatic role assignment, or add users to roles manually.

C: You can set up rules to separate tasks that must be performed by different users. This concept is named segregation of duties.

Reference: <https://docs.microsoft.com/en-us/dynamics365/fin-ops-core/dev-itpro/sysadmin/tasks/assign-users-security-roles>

<https://docs.microsoft.com/en-us/dynamics365/fin-ops-core/dev-itpro/sysadmin/tasks/set-up-segregation-duties>

NEW QUESTION 155

HOTSPOT - (Topic 6)

A company implements Dynamics 365 Supply Chain Management and Dynamics 365 Finance. The company adds new vendors to the system. A purchasing agent is responsible for populating all company-mandated fields on new vendor records.

Once the vendor is created, the purchasing manager must approve the vendor record

before the vendor record can be used in any purchase requisitions. Every Friday, the purchasing director must receive an email with the list of new vendors added to the system in the prior week.

You need to configure the system.

Which tools should you use? To answer, select the appropriate options in the answer area. NOTE: Each correct selection is worth one point.

Answer Area

Requirement	Tool
Assist a new purchasing agent with vendor creation.	<div>Task guide</div> <div>Task guide</div> <div>Power Automate</div> <div>Workflow</div> <div>Business Process Modeler</div>
Send information about a new vendor to a purchasing manager for approval.	<div>Workflow</div> <div>Workflow</div> <div>Business Process Modeler</div> <div>Data task automation</div> <div>Regression suite automation tool</div>
Send the purchasing manager an email every Friday with new vendor information.	<div>Power Automate</div> <div>Power Automate</div> <div>Workflow</div> <div>Data task automation</div>

- A. Mastered
- B. Not Mastered

Answer: A

Explanation:

Answer Area

Requirement	Tool
Assist a new purchasing agent with vendor creation.	<div>Task guide</div> <div>Task guide</div> <div>Power Automate</div> <div>Workflow</div> <div>Business Process Modeler</div>
Send information about a new vendor to a purchasing manager for approval.	<div>Workflow</div> <div>Workflow</div> <div>Business Process Modeler</div> <div>Data task automation</div> <div>Regression suite automation tool</div>
Send the purchasing manager an email every Friday with new vendor information.	<div>Power Automate</div> <div>Power Automate</div> <div>Workflow</div> <div>Data task automation</div>

NEW QUESTION 157

HOTSPOT - (Topic 6)

A company is implementing case management in Dynamics 365 Supply Chain Management.

The company has the following requirements:

? Create a simplified user interface to create new cases.

? Send a confirmation email after a case is submitted.

? Create a report to display case metrics.

You need to determine which technologies meet the requirements.

Which technologies should you use? To answer, select the appropriate options in the answer area.

NOTE: Each correct selection is worth one point.

Requirement	Technology
Create a simplified user interface to create new cases.	<div>Power Apps</div> <div>Power Automate</div> <div>Power BI</div> <div>Microsoft Dataverse</div>
Send a confirmation email after a case is submitted.	<div>Power Apps</div> <div>Power Automate</div> <div>Power BI</div> <div>Microsoft Dataverse</div>
Create a report to display case metrics.	<div>Power Automate</div> <div>Power BI</div> <div>Microsoft Dataverse</div>

- A. Mastered
- B. Not Mastered

Answer: A

Explanation:

Box 1: Power Apps

Use Power Apps canvas apps for simple UI handling cases.

Box 2: Power Automate

You can customize emails for Power Automate flows.

Box 3: Power BI

Power BI can produce reports.

NEW QUESTION 160

- (Topic 6)

A company implements cymes 365 Finance on-premises. The company uses Microsoft Offer 2007.

The country/region address verifies a document originates must be included in the tower of Documents. Users must be able to edit the address for a document by using Microsoft Word Online.

You need to implement Busmen Document Management (BDM).

Which Two actions should you perform? Each correct answer present part of the solution

- A. Create a Power Automate cloud flow for each BDM template.
- B. Upgrade Office 2007 to Microsoft office 2019.
- C. Migrate the on-premises deployment to the cloud.
- D. Upgrade Office 2007 to Microsoft Office 365.
- E. Create a business process flow for each BDM template

Answer: AE

NEW QUESTION 162

- (Topic 6)

A company uses Dynamics 365 Finance. The company uses a number sequence named GenJmI_01 for general journal vouchers. The number sequence is configured as follows:

Configuration option	Value
Format	GNJL####
Smallest number allocation	1
Largest number allocation	9999
Next number allocation	10000
Allow user changes to a lower number	No
Allow user changes to a higher number	No

A user receives the following error message when creating a new general journal: Number sequence GenJrn_01 has been exceeded.

You need to update the configuration of the number sequence to resolve the error.

Which two actions should you perform? Each correct answer presents part of the solution.
NOTE: Each correct selection is worth one point.

- A. Update Allow user changes to a higher number to Yes.
- B. Update the number format to GNJL#####.
- C. Update the Next number allocation to 1.
- D. Update the Largest number allocation to 99999.
- E. Update the Smallest number allocation to 1000.

Answer: BD

Explanation:

When the number sequence in Dynamics AX has reached the highest number, an error message will occur, “number sequence has been exceeded.” This can occur with any process done in Dynamics AX that uses a number sequence. The example below occurred when a sales order was trying to be confirmed. Due to the number sequence reaching the highest number, the system will not allow the sales order confirmation to be completed.

To fix the issue, you will first need to look up the number sequence that will need to be changed.

- * 1. Go to Accounts receivables> Accounts Receivables Parameters
- * 2. Look for Conformation
- * 3. Right-click view details on number sequence code (Sales_31)
- * 4. Click edit
- * 5. Add another # in an alphanumeric segment that will extend the value field
- * 6. Add another 9 in the largest field
- * 7. Click edit again to save

Reference: <https://stoneridgesoftware.com/how-to-resolve-number-sequence-exceeded-error-in-dynamics-ax/>

NEW QUESTION 167

- (Topic 6)

A hospital plans to deploy a new instance of Dynamics 365 Finance. New users are created regularly. You must add all employees as users of the system and assign the appropriate role to users. Employees who have the initials M.D. after their name must be added to the Medical Doctors role. You schedule the automatic role assignment batch job. You need to complete the role assignment. What should you do?

- A. Add a rule with a query to add employees with M.
- B. initials to the Medical Doctors role.
- C. Select a user who has M.
- D. in the name
- E. Assign the Medical Doctors role
- F. Repeat for each user.
- G. Configure segregation of duties for the M.
- H. roles.
- I. Create a role with extended data security and assign it to the M.
- J. employees.

Answer: A

NEW QUESTION 168

- (Topic 6)

You are a Dynamics 365 for Finance and Operations security administrator. Users are reporting that they cannot access a given form in the system. You need to quickly identify what roles, duties, and privileges grant access to this form to determine the best course of action for granting access. What should you do?

- A. Security duty assignments report
- B. Security role access report
- C. Security development tool
- D. Security diagnostics
- E. Maintenance mode

Answer: D

NEW QUESTION 169

DRAG DROP - (Topic 6)

Your company acquires hundreds of partnerships after it purchases a separate company. The separate company stores the partnership records in a legacy system.

You export Partnership and PartnershipGroup files from the legacy system into Microsoft Word format. You create Partnership and PartnershipGroup entities.

You need to import the partnerships into Dynamics 365 for Finance and Operations. Which four actions should you perform in order? To answer, move four actions from the list of actions to the answer area and arrange them in the correct order.

Actions

Perform the data import.

Convert the Word files to OData format. In the Dynamics 365 client Data management workspace, create a new data project.

In SQL Server Management Studio, use the SQL Server Integration Services import wizard.

In the Visual Studio Finance and Operations project, use the Data entity wizard.

Convert the Word files to CSV format. In the Dynamics 365 client Data management workspace, create a new data project.

For each file, select the entities and upload the files.

Validate all entity data mapping.

Answer Area

- A. Mastered
- B. Not Mastered

Answer: A

Explanation:

Actions

Perform the data import.

Convert the Word files to OData format. In the Dynamics 365 client Data management workspace, create a new data project.

In SQL Server Management Studio, use the SQL Server Integration Services import wizard.

In the Visual Studio Finance and Operations project, use the Data entity wizard.

Convert the Word files to CSV format. In the Dynamics 365 client Data management workspace, create a new data project.

For each file, select the entities and upload the files.

Validate all entity data mapping.

Answer Area

Convert the Word files to CSV format. In the Dynamics 365 client Data management workspace, create a new data project.

For each file, select the entities and upload the files.

Validate all entity data mapping.

Perform the data import.

NEW QUESTION 173

- (Topic 6)

A company is implementing Dynamics 365 Supply Chain Management.

The company has a customer who is also a vendor. If the customer's address changes the company must make a single change. The change must be reflected for both the customer and vendor records.

You need to configure the system for the customer and vendor address. What should you do?

- A. Create a single party record tanked to Doth the customer and vendor records.
- B. Create a single contact that is scared between the customer and vendor record.
- C. Create separate parry records for both the customer and vendor records.
- D. Create separate party records with a single relationship defined between them

Answer: A

NEW QUESTION 177

HOTSPOT - (Topic 6)

You are migration more than five million records to a new Dynamics 365 instance.

You must optimize data migration jobs and import jobs. You need to establish a migration strategy.

Which values should you use? To answer, select the appropriate options in the answer area.

NOTE: Each correct selection is worth point.

Setting	Value
Change tracking	<div><div></div><div>▼</div><div>Enable</div><div>Disable</div></div>
Set-based processing	<div><div></div><div>▼</div><div>Enable</div><div>Disable</div></div>
Priority-based batch processing	<div><div></div><div>▼</div><div>Enable</div><div>Disable</div></div>
Number of batch threads	<div><div></div><div>▼</div><div>Maximize</div><div>Minimize</div></div>
Import action	<div><div></div><div>▼</div><div>Import Now</div><div>Import in Batch</div></div>

- A. Mastered
B. Not Mastered

Answer: A

Explanation:

Setting	Value
Change tracking	<div><div></div><div>▼</div><div>Enable</div><div>Disable</div></div>
Set-based processing	<div><div></div><div>▼</div><div>Enable</div><div>Disable</div></div>
Priority-based batch processing	<div><div></div><div>▼</div><div>Enable</div><div>Disable</div></div>
Number of batch threads	<div><div></div><div>▼</div><div>Maximize</div><div>Minimize</div></div>
Import action	<div><div></div><div>▼</div><div>Import Now</div><div>Import in Batch</div></div>

NEW QUESTION 179

DRAG DROP - (Topic 6)

A user attempts to view of vendors in Dynamics 365 Finance.

You collaborate with the user to access Dynamics 365 Finance. The user logs their device and credentials to show you the vendor list menu is missing. You log in an create a task recording on the user's device. The recording shows you accessing the menu. You then upload the recording.

You need to use the security diagnostics tool on your device to gran the user permissions. Which four actin should you perform in sequence? To answer, move the approve actions from the list of actions to the answer area and arrange them in the correct order.

Actions	Answer area
View the objects where the Missing permissions field displays the value Yes .	
Select Open from this PC .	
Enter the user's device ID.	
Select Open from LCS .	
Add a reference to a role, duty, or privilege.	
View the objects where the Missing permissions field displays the value No .	
Enter the user's ID.	

- A. Mastered
B. Not Mastered

Answer: A

Explanation:

- Select Open from LCS;
- Enter the user's ID;
- View the objects where the Missing permissions field displays the value Yes;
- Add a reference to a role, duty, or privilege.

<https://learn.microsoft.com/en-us/dynamics365/fin-ops-core/dev-itpro/sysadmin/tasks/security-diagnostics-task-recordings>

NEW QUESTION 181

- (Topic 6)

You manage a Dynamic 365 Finance environment. Users report slow queries, deadlocks, and crashes. You need identify which tool to use to troubleshoot. What should you use?

- A. System diagnostics
B. DirectQuery
C. Microsoft Azure Active Directory Connect Health Agent
D. Environment monitoring

Answer: D

NEW QUESTION 186

DRAG DROP - (Topic 6)

A company implements finance and operations apps.

The company needs to implement master planning and budgeting. You need to recommend which apps the company should implement.

Which apps should you recommend? To answer, drag the appropriate apps to the correct capabilities. Each app may be used once, more than once, or not at all.

You may need to drag the split bar between panes or scroll to view content.

NOTE: Each correct selection is worth one point.

Apps	Answer Area
Dynamics 365 Supply Chain Management	
Dynamics 365 Finance	
Dynamics 365 Human Resources	

Capability	App
Master planning	
Budgeting	

- A. Mastered
B. Not Mastered

Answer: A

Explanation:

Box 1: Dynamics 365 Supply Chain Management

Master planning in is in Dynamics 365 Supply Chain Management.

Master planning uses information from many different areas of the system to determine how much of each item you must purchase and by what date you must purchase the inventory (based on lead times in Dynamics 365 for Supply Chain Management) to fulfill the item requirements on time.

Box 2: Dynamics 365 Finance Budgeting is in Dynamics 365 Finance.

NEW QUESTION 188

DRAG DROP - (Topic 6)

You are configuring the address books for a company's accounts receivable, accounts payable, and retail operations.

You need to configure the appropriate address books to meet various requirements. Which address book should you use for each scenario? To answer, drag the appropriate

address book objects to the correct scenarios. Each address book object may be used

once, more than once, or not at all. You may need to drag the spit bar between panes or scroll to view content.

NOTE: Each correct selection is worth one point.

Address Book Object	Answer Area	Address Book Object
<input type="text" value="employee"/>	Scenario Restrict account visibility for a given retail channel transaction. Create an address for a vendor. Link workers to retail locations. Create an address for a prospect.	<input type="text" value="Address Book Object"/>
<input type="text" value="global"/>		<input type="text" value="Address Book Object"/>
<input type="text" value="customer"/>		<input type="text" value="Address Book Object"/>
<input type="text" value="contact"/>		<input type="text" value="Address Book Object"/>

- A. Mastered
- B. Not Mastered

Answer: A

Explanation:

Address Book Object	Answer Area	Address Book Object
<input type="text" value="employee"/>	Scenario Restrict account visibility for a given retail channel transaction. Create an address for a vendor. Link workers to retail locations. Create an address for a prospect.	<input type="text" value="customer"/>
<input type="text" value="global"/>		<input type="text" value="global"/>
<input type="text" value="customer"/>		<input type="text" value="employee"/>
<input type="text" value="contact"/>		<input type="text" value="contact"/>

NEW QUESTION 191

- (Topic 6)

A company uses Dynamics 365 Supply Chain Management. You plan to create four model- driven apps to add additional capabilities. You need to ensure that the apps can consume, share, and modify the same data. What should you use?

- A. Lifecycle Services
- B. Master Data Services
- C. Common Data Service
- D. Power BI Service

Answer: C

Explanation:

Reference:

<https://docs.microsoft.com/en-us/powerapps/maker/data-platform/data-platform-intro>

NEW QUESTION 193

DRAG DROP - (Topic 6)

A company uses Dynamics 365 Finance.

Outbound documents do not meet the legal requirements for the regions to which they are sent.

You need to configure the outbound documents to address the compliance need.

In which order should you perform the actions? To answer, move all actions from the list of actions to the answer area and arrange them in the correct order.

Actions	Answer Area
<input type="text" value="Configure Electronic Reporting parameters."/>	<div><div>⬅️</div><div>➡️</div><div>⬆️</div><div>⬇️</div></div>
<input type="text" value="Import the Electronic Reporting configurations."/>	
<input type="text" value="Create and activate Electronic Reporting Framework providers."/>	

- A. Mastered
- B. Not Mastered

Answer: A

Explanation:

Actions

Configure Electronic Reporting parameters.

Import the Electronic Reporting configurations.

Create and activate Electronic Reporting Framework providers.

Answer Area

Configure Electronic Reporting parameters.

Create and activate Electronic Reporting Framework providers.

Import the Electronic Reporting configurations.

NEW QUESTION 197
HOTSPOT - (Topic 6)
You integrate Lifecycle Service (LCS) with Azure DevOps to test a Dynamic 365 Finance implementation. Two new features have been implemented. You have uploaded five recordings for each feature to LCS. Testing of the new features will be completed independently. You must use the least number of artifacts possible. You need configure Azure DevOps to perform the tests for the new features. Which test construct should you configure? To answer, select the appropriate options in the answer area. NOTE: Each correct selection is worth one point.

Test construct	Quantity
Test plans	<div><div></div><div>1</div><div>2</div><div>10</div></div>
Test suites	<div><div></div><div>1</div><div>2</div><div>10</div></div>

- A. Mastered
- B. Not Mastered

Answer: A

Explanation:
Box 1: 2
Test plans contain test suites.
In Azure DevOps, you will first create your Test Plan and then you will create your Test Suites inside of it.
Box 2: 10
A Test Suite is a collection of Test Cases.

NEW QUESTION 199
DRAG DROP - (Topic 6)
DRAG DROP
A company uses Dynamics 365 Finance. Your company provides you with a workbook that lists individuals, companies, and legal entities. The workbook also includes descriptions about each individual, company, and legal entity. You need to configure party roles for the Global Address Book. Which party roles should you use? To answer, drag the appropriate party roles to the correct descriptions. Each party role may be used once, more than once, or not at all. You may need to drag the split bat between panes or scroll to view content. NOTE: Each correct selection is worth one point.

Party roles	Description	Party role
Customer	Purchases goods and services produced by individuals	
Prospect		
Vendor	Purchases goods and services produced by companies	
Competitor	Potentially provides legal entities with a service or benefit	
Worker	Supplies legal entities with products in exchange for payment	
User	Provides goods or services similar to what your company provides	
Contact		

- A. Mastered
B. Not Mastered

Answer: A

Explanation:

Party roles	Description	Party role
Customer	Purchases goods and services produced by individuals	Customer
Prospect		Customer
Vendor	Purchases goods and services produced by companies	Customer
Competitor	Potentially provides legal entities with a service or benefit	Prospect
Worker	Supplies legal entities with products in exchange for payment	Vendor
User	Provides goods or services similar to what your company provides	Competitor
Contact		

NEW QUESTION 204

SIMULATION - (Topic 6)

You are a functional consultant for Contoso Entertainment System USA (USMF).
You need to export a list of all the contacts of USMF to an XLS file. The file must be saved to the Downloads folder.
To complete this task, sign in to the Dynamics 365 portal.

- A. Mastered
B. Not Mastered

Answer: A

Explanation:

- ? Navigate to System Administration > Workspaces > Data management.
- ? Click the Framework parameters tile.
- ? In the Shared working directory field, enter C:\users\public\documents\ then click Validate.
- ? Click the Export tile.
- ? In the Name field, enter a name for the export job.
- ? In the Entity Name field, select the Contact entity.
- ? Click on Add entity.
- ? In the Target data format field, select EXCEL.
- ? Set the Skip staging option to No.
- ? Click the Add button.
- ? Click Export to begin the export.
- ? Click on Download package.
- ? Select the Downloads folder as the location to save the downloaded file.

NEW QUESTION 206

- (Topic 6)

A company uses Dynamics 365 Supply Chain Management.
A batch job that is running in the production environment must be canceled.
You attempt to cancel the batch job. The batch job is not canceled within a reasonable time period.
You need to force the batch job to stop processing. What should you do?

- A. Use the Abort function on the batch task.

- B. Update the recurrence of the batch job.
- C. Set the status of the batch job to Withhold.
- D. Delete the batch job.

Answer: A

Explanation:

Cancel an executing batch job
Complete the following steps to immediately cancel the running task.
? Go to System administration > Inquiries > Batch jobs.
? Select a batch job that has a Status of Canceling.
? On the Batch tasks tab, select Abort on the task, and then select OK.
Note: Sometimes canceling a batch job can take a long time if already executing tasks will take a long time to finish. This option provides a system administrator or batch job manager with the ability to cancel already executing tasks for jobs that are in the process of being canceled. This provides a much faster mechanism to cancel a long running job that is impacting system usage elsewhere.
Reference: <https://docs.microsoft.com/en-us/dynamics365/fin-ops-core/dev-itpro/sysadmin/batch-abort>

NEW QUESTION 210

DRAG DROP - (Topic 6)
A company implements Dynamics 365 Commerce. An employee must be able to do the following: Perform cash- and-carry transactions.
Read customer- submitted product reviews. Create a continuity order.
You need to select the application to use for each role.
Which application should you select for the roles? To answer, drag the appropriate application to the correct roles. Each application may the used once, more than once, or not at all. You may need to drag bar between panes or scroll to view content.
NOTE: Each correct selection is worth one point.

Applications

Dynamics 365 headquarters

Point-of-sale

E-commerce

Answer Area

Role

Perform cash-and-carry transactions.

Read customer-submitted product reviews.

Create a continuity order.

Application

Application

Application

Application

- A. Mastered
- B. Not Mastered

Answer: A

Explanation:

Applications

Dynamics 365 headquarters

Point-of-sale

E-commerce

Answer Area

Role

Perform cash-and-carry transactions.

Read customer-submitted product reviews.

Create a continuity order.

Application

Point-of-sale

Dynamics 365 headquarters

E-commerce

NEW QUESTION 211

HOTSPOT - (Topic 6)
A company implements Dynamics 365 for Finance and Operations. You create a new security role to cover the approval of vendor invoices. You must prevent users who enter vendor invoices from approving the invoices. You need to ensure that the compliance policy is enforced.
Which options should you use? To answer, select the appropriate option in the answer area.
NOTE: Each correct selection is worth one point.

Requirement	Option
When new roles are assigned, the system must confirm that the compliance policy is enforced.	<div><div></div><div>Create a new Segregation of duties rule</div><div>Add a new privilege for creating vendor invoices</div><div>Add a new permission for creating vendor invoices</div></div>
Determine whether any violations of the policy for the accounts payable manager exist.	<div><div></div><div>Use Verify compliance of user-role assignments</div><div>Use the Segregation of duties rule</div><div>Use Segregation of duties conflicts</div><div>Use Segregation of duties unresolved conflicts</div></div>

- A. Mastered
- B. Not Mastered

Answer: A

Explanation:

References:

<https://docs.microsoft.com/en-us/dynamics365/unified-operations/dev-itpro/sysadmin/tasks/identify-resolve-conflicts-segregation-duties>

NEW QUESTION 212

- (Topic 6)

A company is preparing for go-live with Dynamics 365 Finance. The company plans to test the sales order process. You need to ensure that a delivery note is generated for each sales order created. What should you use?

- A. Chain test case
- B. Derived test case
- C. SysTest
- D. Data task automation

Answer: B

NEW QUESTION 216

- (Topic 6)

You develop a new purchasing solution for a Dynamics 365 for Finance and Operations environment.

You must provide functional test passes for the purchasing solution.

You need to plan a production environment test flow for the purchasing solution.

What three steps should you verify in the functional passes of the purchasing solution?

- A. Purchase orders are generated
- B. Item requirements are present
- C. Production order processing occurs
- D. Production orders are generated
- E. The item master is designed and released to a legal entity

Answer: ABE

NEW QUESTION 218

DRAG DROP - (Topic 6)

A company needs test scripts that can be leveraged by the Regression Suite Automated Testing (RSAT) tool. Several users are creating their test cases and sending the files to you to upload.

You need to create these scripts and link them to the RSAT tool.

Which three actions should you perform in sequence? To answer, move the appropriate actions from the list of actions to the answer area and arrange them in the correct order.

Actions

Create a BPM library and upload XML task recorder files.

Create a BPM library and upload AXTR task recorder files.

Create test suite scripts in Microsoft Azure DevOps.

Sync to Microsoft Azure DevOps.

Answer Area



- A. Mastered
- B. Not Mastered

Answer: A

Explanation:

References:

<https://docs.microsoft.com/en-us/dynamics365/fin-ops-core/dev-itpro/lifecycle-services/using-task-guides-and-bpm-to-create-user-acceptance-tests>

<https://docs.microsoft.com/en-us/dynamics365/fin-ops-core/fin-ops/get-started/hol-set-up-regression-suite-automation-tool>

NEW QUESTION 221

DRAG DROP - (Topic 6)

A company is implementing Dynamics 365 Finance.

The company hires a new accounting team member. The team member will be responsible for generating deposit slips and cancelling payments. The team member must be able to view the Positive Pay report.

You need to configure security for the new team member.

Which security components should you use? To answer, drag the appropriate components to the correct requirements. Each component may be used once, more

than once, or not at all. You may need to drag the split bar between panes or scroll to view content.
NOTE: Each correct selection is worth one point.

Components	Requirement	Component
Role	Provide the new team member access.	
Duty	Generate deposit slips and cancel payments.	
Privilege	View the Positive Pay report.	
Permissions		

- A. Mastered
- B. Not Mastered

Answer: A

Explanation:

Components	Requirement	Component
Role	Provide the new team member access.	Role
Duty	Generate deposit slips and cancel payments.	Duty
Privilege	View the Positive Pay report.	Privilege
Permissions		

NEW QUESTION 226

HOTSPOT - (Topic 6)

A company is deploying a second instance of Dynamics 365 Finance.
You export configuration and setup data from the existing instance. You observe the following issues:
When you export the account structures from the existing instance, only two of five account structures export.
When you import the workflow entity into the new instances, an error occurs. You need to fix the export and import issues.
How should you fix the issues? To answer, select the appropriate options in the answer area.

Answer Area

Error	Action
Account structures	<div>Activate the account structures. Activate the chart of accounts. Reimport the account structures. Reimport the chart of accounts.</div>
Workflow error	<div>Adjust the version number of the workflow. Change the workflow owner to admin prior to export. Change the workflow owner to admin prior to import. Set the workflow status to Draft before export.</div>

- A. Mastered
- B. Not Mastered

Answer: A

Explanation:

Answer Area

Error	Action
Account structures	<div>Activate the account structures. Activate the chart of accounts. Reimport the account structures. Reimport the chart of accounts.</div>
Workflow error	<div>Adjust the version number of the workflow. Change the workflow owner to admin prior to export. Change the workflow owner to admin prior to import. Set the workflow status to Draft before export.</div>

NEW QUESTION 230

- (Topic 6)

Note: This question is part of a series of questions that present the same scenario. Each question in the series contains a unique solution that might meet the stated goals. Some question sets might have more than one correct solution, while others might not have a correct solution.

After you answer a question in this section, you will NOT be able to return to it. As a result, these questions will not appear in the review screen.

You are a functional consultant who is deploying Dynamics 365 for Finance and Operations.

The implementation must:

- ? Use an iterative approach
- ? Integrate with real-world data
- ? Enforce standards and governance
- ? Implement multiple rounds of feedback

You need to deploy and validate the implementation.

Solution: Use the XPPBP tool to export customizations and scenarios from a development sandbox. Make changes to the sandbox containing users. Deploy from the sandbox to the production environment.

Does the solution meet the goal?

- A. Yes
- B. No

Answer: B

NEW QUESTION 235

- (Topic 6)

You are implementing Dynamics 365 Supply Chain Management.

New sales orders must be evaluated every hour. Warehouse operations managers must be sent an email alert to include new sales orders. The solution must not include custom code development.

You need to use a Power Platform product to implement the solution. Which product should you use?

- A. Power Virtual Agents
- B. Power Automate
- C. Power Apps
- D. Power BI

Answer: D

NEW QUESTION 237

SIMULATION - (Topic 6)

You are a functional consultant for Contoso Entertainment System USA (USMF).

You need to create an email template for the users in the sales department and marketing department. The template must meet the following requirements:

- ? Be named Statement email
- ? Have a subject of Product information
- ? Include the name of the email recipient in the body of the message

The solution must ensure that the template can be used by the users in the sales and marketing departments as quickly as possible.

To complete this task, sign in to the Dynamics 365 portal.

- A. Mastered
- B. Not Mastered

Answer: A

Explanation:

- ? Navigate to Settings > Templates > Email templates.
- ? On the Actions toolbar, select New.
- ? On the Email Templates form, enter Statement email for the title.
- ? Enter Product information in the subject field.
- ? To insert data fields to display information such as a customer's name select Insert/Update, and then in the Data Field Values dialog box, select Add.
- ? In the Add Data Value dialog box, select User for the Record type and First Name for the Field value, and then select OK.
- ? Select OK again to insert the data.
- ? Select Insert/Update, and then in the Data Field Values dialog box, select Add.
- ? In the Add Data Value dialog box, select User for the Record type and Last Name for the Field value, and then select OK.
- ? Select OK again to insert the data.
- ? Select Save or Save and Close.

NEW QUESTION 242

- (Topic 6)

A customer maintains a single database that will be used to create a template that includes final configuration data for a Dynamics 365 Supply Chain Management implementation.

The database must contain all data required to enter sales and purchase orders into the system, including the customer and vendor data. You must exclude historical and open order data from the database build.

You need to ensure that the database includes only the relevant data.

Which three types of entity data should you use? Each correct answer presents part of the solution.

NOTE: Each correct selection is worth one point.

- A. Document
- B. Reference
- C. Parameter
- D. Master
- E. Transaction

Answer: BCD

Explanation:

Reference:
<https://docs.microsoft.com/en-us/dynamics365/fin-ops-core/dev-itpro/data-entities/data-entities>

NEW QUESTION 243

DRAG DROP - (Topic 6)

A company uses Dynamics 365 Supply Management.

You must implement a guided process to manage actions that be performed when a customer reports a delivery that includes missing items.

You need to configure case management.

Where should you complete each configuration? To answer, drag the appropriate locations to the correct requirement. Each location may be used once, more than once, or into at all. You may need to drag the split bar between panes scroll to view content.

NOTE: Each correct selection is worth one point.

Locations

Case Process

Case Categories

Case Workflow

Case category type security

Requirement

Six tasks must be completed before a case can be resolved.
Ensure that the customer service department is responsible for all cases.
The customer must be called after a case is resolved to gather feedback and confirm satisfaction.

Location

Location

Location

Location

- A. Mastered
B. Not Mastered

Answer: A

Explanation:

Box 1: Case Process

You should set up processes that employees must follow for the cases that are opened in your organization. Processes help guarantee consistency for the people who are involved in cases, and also help employees resolve cases faster and more efficiently. You can set up a process for each case category that cases are assigned to. Although planning a separate process for each case type takes time, case resolution will go much more smoothly if the processes are planned out.

Box 2: Case category security Case category security by role

Only appropriate employees in an organization should have access to cases and related information. To control which employees have access to view, create, and update different types of cases, you can assign security roles to case category types. You must determine which security roles should have access to the various case category types.

Box 3: Case workflow

You can setup cases in a deeper way by using workflows in Organization administration.

NEW QUESTION 246

DRAG DROP - (Topic 6)

You must migrate historical customer data into a new environment instance for compliance purposes. The files includes data for the Customer entity.

Some column names in the data file do not map to the entity.

You need to import the file by using a data project in the data management workspace.

In which order should you perform the actions? To answer, move all actions from the list of actions to the answer area and arrange them in the correct order.

Actions

Select the entity.

Adjust the mapping.

Select **Import Now**.

Select **Import**.

Upload the data file.

Answer area

- A. Mastered
B. Not Mastered

Answer: A

Explanation:

Actions

Select the entity.

Adjust the mapping.

Select **Import Now**.

Select **Import**.

Upload the data file.

Answer area

Select **Import**.

Select the entity.

Upload the data file.

Adjust the mapping.

Select **Import Now**.

NEW QUESTION 248

- (Topic 5)

Which two features should you use to meet the customer exchange requirements? Each correct answer presents part of the solution.

NOTE: Each correct selection is worth one point.

- A. Case management
B. Customer credit
C. Document handling
D. Quality order

E. Quarantine order

Answer: AC

Explanation:

<https://docs.microsoft.com/en-us/learn/modules/managing-cases-with-dynamics-365/1-case-management-overview>

<https://docs.microsoft.com/en-us/dynamicsax-2012/appuser-itpro/configure-document-management>

NEW QUESTION 252

HOTSPOT - (Topic 4)

You need to design the street team mobile application for creating sales orders in the mobile application.

Which technologies should you use? To answer, select the appropriate options in the answer area.

NOTE: Each correct selection is worth one point.

Requirement	Technology
Store product information for use in the mobile application.	<div><div></div><div><div>Common Data Service</div><div>Dynamics 365 Supply Chain Management</div><div>Mobile App SQL lite database</div><div>Power Apps</div></div></div>
Integrate sales orders from the mobile app to Dynamics 365.	<div><div></div><div><div>Common Data Service</div><div>Dual-write</div><div>Virtual Entities</div><div>Data Integration APIs</div></div></div>

A. Mastered

B. Not Mastered

Answer: A

Explanation:

Requirement	Technology
Store product information for use in the mobile application.	<div><div></div><div><div>Common Data Service</div><div>Dynamics 365 Supply Chain Management</div><div>Mobile App SQL lite database</div><div>Power Apps</div></div></div>
Integrate sales orders from the mobile app to Dynamics 365.	<div><div></div><div><div>Common Data Service</div><div>Dual-write</div><div>Virtual Entities</div><div>Data Integration APIs</div></div></div>

NEW QUESTION 257

DRAG DROP - (Topic 4)

You need to implement commission restrictions.

What should you use to meet each requirement? To answer, drag the appropriate components to the correct requirements. Each component may be used once, more than once, or not at all. You may need to drag the split bar between panes or scroll to view content.

NOTE: Each correct selection is worth one point.

Components	Requirement	Component
Permissions	Restrict commissions functionality based on requirements.	
Privileges		
Duties	Assign the restrictions to affect system functionality for the sales representatives.	
Security policies		

- A. Mastered
B. Not Mastered

Answer: A

Explanation:

Components	Requirement	Component
Permissions	Restrict commissions functionality based on requirements.	Security policies
Privileges		
Duties	Assign the restrictions to affect system functionality for the sales representatives.	Permissions
Security policies		

NEW QUESTION 262

- (Topic 4)

You need to load the data for the environment refresh activities. Which location should you use?

- A. Microsoft SharePoint
B. Microsoft Azure Data Lake
C. Dynamics 365
D. Microsoft Azure DevOps
E. Project-level asset library

Answer: C

Explanation:

Reference:

<https://docs.microsoft.com/en-us/dynamics365/fin-ops-core/dev-itpro/data-entities/data-entities-data-packages>

NEW QUESTION 267

DRAG DROP - (Topic 4)

You need to configure the system to meet the requirements for the sales street team representatives.

Which products should you use? To answer, drag the appropriate products to the correct requirements. Each product may be used once, more than once, or not at all. You may need to drag the split bar between panes or scroll to view content.

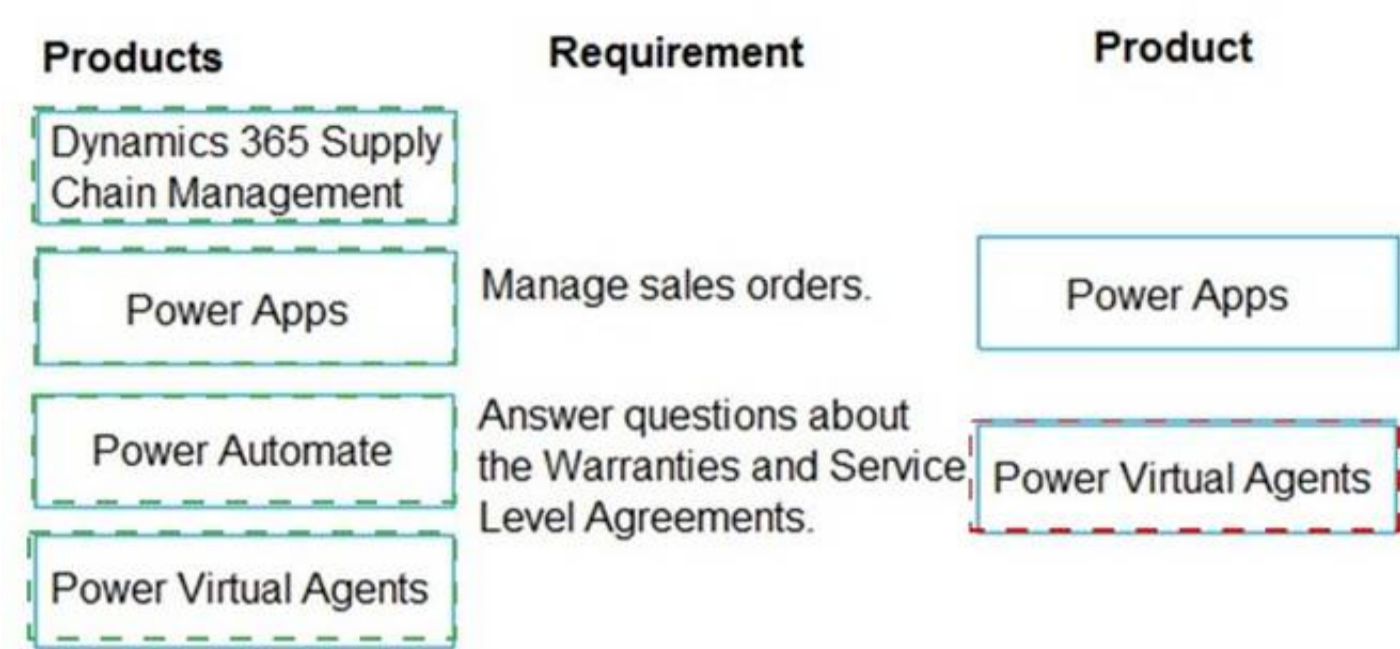
NOTE: Each correct selection is worth one point.

Products	Requirement	Product
Dynamics 365 Supply Chain Management	Manage sales orders.	
Power Apps		
Power Automate	Answer questions about the Warranties and Service Level Agreements.	
Power Virtual Agents		

- A. Mastered
- B. Not Mastered

Answer: A

Explanation:



NEW QUESTION 269

- (Topic 3)
You need to configure the import methods for the sales representatives. What should you do?

- A. Create a Microsoft SharePoint list as a data template for use in a Power App for bulk import.
- B. Create an Excel template as the data template for use in the Data Management framework.
- C. Create a CSV data template for use in the Data Management framework
- D. Create an Excel template as the data template for use with the Excel Add-in.
- E. Create a pipe delimited data template for use in the Data Management framework.

Answer: B

Explanation:

Reference:
<https://docs.microsoft.com/en-us/dynamics365/fin-ops-core/dev-itpro/data-entities/data-entities-data-packages>

NEW QUESTION 270

HOTSPOT - (Topic 3)
You need to resolve the sales representatives' report data issue.
What should you do? To answer, select the appropriate options in the answer area. NOTE: Each correct selection is worth one point.

Inquiry	Action
How to resolve the issue	<div><div>▼</div><div>Delete the usage data for all of the users.</div><div>Remove the Report Selections data for the users.</div><div>Remove the saved queries for the users.</div><div>Delete then add the users back into the system.</div></div>
Where to find the issue	<div><div>▼</div><div>Navigate to the Usage Data for each user.</div><div>Navigate to the SSRS report query object in Visual Studio.</div><div>Navigate to the report filter criteria.</div><div>Navigate the system-level personalization from for each user.</div></div>

- A. Mastered
- B. Not Mastered

Answer: A

Explanation:

Inquiry	Action
How to resolve the issue	<div><div>▼</div><div><div>Delete the usage data for all of the users.</div><div>Remove the Report Selections data for the users.</div><div>Remove the saved queries for the users.</div><div>Delete then add the users back into the system.</div></div></div>
Where to find the issue	<div><div>▼</div><div><div>Navigate to the Usage Data for each user.</div><div>Navigate to the SSRS report query object in Visual Studio.</div><div>Navigate to the report filter criteria.</div><div>Navigate the system-level personalization from for each user.</div></div></div>

NEW QUESTION 274

- (Topic 2)

You need to configure the system to meet the workflow requirements. What should you use?

- A. Document Management Notes and Power Automate
- B. Power Automate and workflow
- C. Vendor Score Cards and Power Automate
- D. Case Management and workflows

Answer: C

NEW QUESTION 279

DRAG DROP - (Topic 1)

You need to configure check printing for Munson's.

Which four actions should you perform in sequence? To answer, move the appropriate actions from the list of actions to the answer area and arrange them in the correct order.

Actions	Answer Area
Install the Document Routing Agent on the client machines where users will be printing the checks.	
Navigate to the legal entity and enable the printer.	
Select the legal entities for the printer to be available.	<div><div>⬅</div><div>➡</div></div>
Discover and add the check printer from the Document Routing Agent.	
Enter the Dynamics 365 Finance and Operations configurations in the Document Routing Agent.	
Discover and add the check printer to the system from Dynamics 365 Finance and Operations.	
Install the Document Routing Agent on the corporate print server.	<div><div>⬅</div><div>➡</div></div>
Register the Document Routing Agent with Dynamics 365 Finance and Operations.	

- A. Mastered
- B. Not Mastered

Answer: A

Explanation:

Actions	Answer Area
Install the Document Routing Agent on the client machines where users will be printing the checks.	Install the Document Routing Agent on the client machines where users will be printing the checks.
Navigate to the legal entity and enable the printer.	
Select the legal entities for the printer to be available.	Enter the Dynamics 365 Finance and Operations configurations in the Document Routing Agent.
Discover and add the check printer from the Document Routing Agent.	Discover and add the check printer from the Document Routing Agent.
Enter the Dynamics 365 Finance and Operations configurations in the Document Routing Agent.	
Discover and add the check printer to the system from Dynamics 365 Finance and Operations.	Discover and add the check printer to the system from Dynamics 365 Finance and Operations.
Install the Document Routing Agent on the corporate print server.	
Register the Document Routing Agent with Dynamics 365 Finance and Operations.	

NEW QUESTION 282

HOTSPOT - (Topic 1)

You need to address the client's technical support requirements.

Which solutions should you use? To answer, select the appropriate options in the answer area

NOTE: Each correct selection is worth one point.

Action	Solution
Look for Microsoft submitted support requests that might match the issue in question.	<div><div></div><div>Issue Search</div><div>Open work items</div><div>Release Notes</div><div>Support Issues</div></div>
Search criteria for the open Microsoft tickets.	<div><div></div><div>alert notification</div><div>"alert notification"</div><div>alert+notification</div><div>'alert notification'</div></div>
Issue status update method.	<div><div></div><div>Notifications</div><div>Alert Service</div><div>Manage Incidents</div><div>Announcements</div></div>

- A. Mastered
- B. Not Mastered

Answer: A

Explanation:

Action	Solution										
Look for Microsoft submitted support requests that might match the issue in question.	<table><tr><td></td><td>▼</td></tr><tr><td colspan="2">Issue Search</td></tr><tr><td colspan="2">Open work items</td></tr><tr><td colspan="2">Release Notes</td></tr><tr><td colspan="2">Support Issues</td></tr></table>		▼	Issue Search		Open work items		Release Notes		Support Issues	
	▼										
Issue Search											
Open work items											
Release Notes											
Support Issues											
Search criteria for the open Microsoft tickets.	<table><tr><td></td><td>▼</td></tr><tr><td colspan="2">alert notification</td></tr><tr><td colspan="2">"alert notification"</td></tr><tr><td colspan="2">alert+notification</td></tr><tr><td colspan="2">'alert notification'</td></tr></table>		▼	alert notification		"alert notification"		alert+notification		'alert notification'	
	▼										
alert notification											
"alert notification"											
alert+notification											
'alert notification'											
Issue status update method.	<table><tr><td></td><td>▼</td></tr><tr><td colspan="2">Notifications</td></tr><tr><td colspan="2">Alert Service</td></tr><tr><td colspan="2">Manage Incidents</td></tr><tr><td colspan="2">Announcements</td></tr></table>		▼	Notifications		Alert Service		Manage Incidents		Announcements	
	▼										
Notifications											
Alert Service											
Manage Incidents											
Announcements											

NEW QUESTION 283
.....

Relate Links

100% Pass Your mb-300 Exam with ExamBible Prep Materials

<https://www.exambible.com/mb-300-exam/>

Contact us

We are proud of our high-quality customer service, which serves you around the clock 24/7.

Viste - <https://www.exambible.com/>