

Salesforce

Exam Questions Tableau-CRM-and-Einstein-Discovery-Consultant

Salesforce Tableau CRM Einstein Discovery Consultant



NEW QUESTION 1

When Analytics runs a dataflow that accesses Salesforce objects, which user does it use?

- A. The current user
- B. The system administrator
- C. The Integration User
- D. The record owner

Answer: C

NEW QUESTION 2

A consultant built an Einstein Analytics app for the Sales Operations team. The team wants to share this app with other people at the company. The consultant recommends distributing the app as an Einstein Analytics template app.

In the process of creating the template, which role does the original Einstein Analytics app for the Sales Operation team play?

- A. It is the template.
- B. It is the instance.
- C. It is the master.
- D. It is the target.

Answer: C

NEW QUESTION 3

How many concurrent stories per org are allowed?

- A. 5
- B. 4
- C. 2
- D. 1

Answer: C

NEW QUESTION 4

Results from an Einstein Discovery story are reviewed with a business user. They agree with the findings but noticed that none of the fields used in the story have a correlation value greater than 4%. The client is now concerned that the model may not be good enough to next steps?

- A. Rerun and update the story with a different algorithm.
- B. Proceed with deployment if the model quality metric values are sufficient.
- C. Edit the model accuracy settings and rerun the story.
- D. Identify additional data that may have a stronger relationship with the outcome variable.

Answer: BD

NEW QUESTION 5

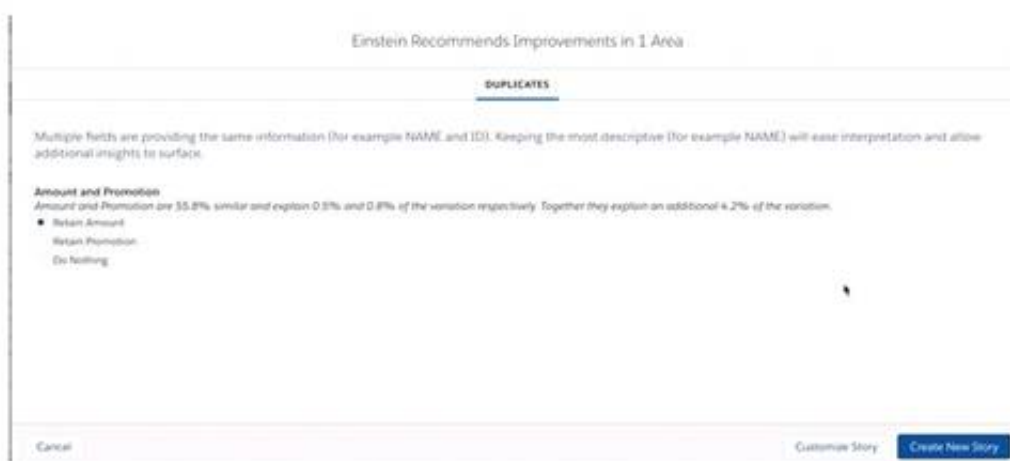
What are predictive insights good for?

- A. Predicting outcomes that you don't actually have the right data for
- B. Exploring your existing data to see what already happened
- C. Drilling down into the underlying reasons behind a prediction
- D. Choosing between all possible outcomes for a single variable

Answer: C

NEW QUESTION 6

Refer to the graphic.



Einstein found a recommendation to improve the story: apparently there are two variables that behave the same. Given there is no additional information, what is the correct action?

- A. Retain Promotion; it is an actionable variable and without it, we cannot recommend prescriptive actions.
- B. Cancel this story and redefine the dataset.
- C. Retain Amount; not knowing the size of a deal makes it hard to predict if it will be won.
- D. Do nothing; they appear to be similar, but there might be differences from the business perspective.

Answer: D

NEW QUESTION 7

What's the magic of faceting?

- A. It binds charts together so that selecting something in one chart filters other charts by that choice.
- B. It shifts the time period of the chart you're viewing.
- C. It turns the dataflow on and off.
- D. It creates a chart that shows all the faces of your data in a diamond chart.

Answer: A

NEW QUESTION 8

What is another name for the type of insight that examines how one variable explains variation of the outcome variable?

- A. Third-order analysis
- B. Object-oriented analysis
- C. Second-order analysis
- D. First-order analysis
- E. Spectrum analysis

Answer: D

NEW QUESTION 9

A Tableau CRM consultant is asked to add a new SalesTax field to a Product Sales dataset. The formula to calculate SalesTax is (SubTotal*CountyTax). Which node should the consultant use in a recipe to calculate and insert SalesTax to the dataset?

- A. Update
- B. Transform
- C. Append
- D. join

Answer: B

NEW QUESTION 10

A consultant wants to optimize data loads by extracting Salesforce objects using independent Einstein Analytics dataflows ahead of time. Which construct should be used to accomplish this?

- A. Augment
- B. Dataflow
- C. Clone
- D. Data Sync (Replication)

Answer: A

NEW QUESTION 10

What is an appropriate response when a client is disappointed that Einstein Discovery only detected patterns that were already known?

- A. Remind them that the technology is only as good as the data.
- B. Advise them that the use case may not be accurate.
- C. Highlight that Einstein reduces time to insight, which is much faster than learning from experience.
- D. Recommend using a visualization tool, like Einstein Analytics, to uncover the details.

Answer: A

NEW QUESTION 15

What is a valid permission for a permission set?

- A. Enable Parental Control
- B. Always Sign Me Up for Dreamforce
- C. Sales Analytics Apps
- D. Access Sales Cloud Analytics Templates and Apps

Answer: D

NEW QUESTION 18

Philip adds a recently created Seed Bank Orders dataset to an Einstein Analytics app for which the Mosaic Seed Bank project team has the Viewer app role. How much data in the Seed Bank Orders dataset can a project team member see?

- A. None of the data
- B. Only rows designated by the Salesforce administrator
- C. All rows and fields in the datasets
- D. Only rows designated by the App Manager

Answer: C

NEW QUESTION 21

Why would you use the Actions menu in a chart?

- A. To expand the time period shown in a dashboard
- B. To rearrange widgets in dashboards
- C. To post to Chatter
- D. To create workoutplan for you and your team

Answer: C

NEW QUESTION 26

A company's Salesforce org has multi-currency enabled. This company's business intelligence team used Einstein Analytics to build a dataflow that creates a dataset, "OpportunityDataSet". This dataset is populated with data extracted from the standard object, Opportunity. One of the extracted fields is the standard field, Amount.

If a user explores the "OpportunityDataSet" in Einstein Analytics, in which currency will the Amount values be shown?

- A. In the connected user's currency
- B. In the integration user's currency
- C. In the currency that is set on the "currency" attribute in the dataset
- D. In the currency that is set on the "currency" attribute in the dataflow

Answer: B

Explanation:

<https://salesforce-trailblazer.com/einstein-analytics-multi-currency/>

NEW QUESTION 29

What is the order of filter, limit, order and offset functions in SAQL?

- A. Filter and order can be interchange
- B. Offset must be after filter/order and limit must come after offset.

Answer: A

NEW QUESTION 31

A consultant is working with the client to define goals and metrics for an app that will be built. The consultant decides to base the dashboards on personas and is in the design phase prior to starting the actual build.

Which two design considerations should be determined at this time? Choose 2 answers

- A. Which fonts to use for headers and body text
- B. Which charts to use to best support the defined goal
- C. How many charts should be allowed on a single dashboard
- D. Which colors to use and how to use them

Answer: BD

Explanation:

https://help.salesforce.com/articleView?id=bi_dashboard_build_tips.htm&type=5

NEW QUESTION 33

What do Analytics apps do?

- A. Let you add new types of charts to Salesforce
- B. Alert you when you need a visa for an upcoming trip
- C. Use ready-made dashboards to tell easy-to-follow stories about your data
- D. Let you create configuration wizards to make Analytics setup easier

Answer: C

NEW QUESTION 35

What are two main steps for creating a dataset?

- A. Run and monitor
- B. Plan and map
- C. Extract and prepare
- D. Build and explore

Answer: C

NEW QUESTION 36

Number of queries per user per day

- A. 10,000
- B. 50,000
- C. 1,000

D. 20,000

Answer: A

NEW QUESTION 38

Mosaic recently hired a new development coordinator, Zoe. First, Danielle grants Zoe the Einstein Analytics Platform license, but Zoe reports that she still can't access Einstein Analytics. What could be the problem?

- A. An admin hasn't run a dataflow.
- B. Danielle still needs to grant Zoe a permission set containing the Manage Analytics permission.
- C. Danielle didn't share the Mosaic app with Zoe in Einstein Analytics.
- D. Danielle still needs to grant Zoe a permission set containing the Use Analytics permission.

Answer: D

NEW QUESTION 39

What does the Division is Naval section of the waterfall graph tell you?

- A. How combinations of factors affect the CLV for Naval customers
- B. How individual factors separately affect the outcome for Naval customers
- C. What the relationship is between significant and insignificant factors as they impact CLV for Naval customers
- D. How the chosen variable is related to all other factors in the model for Naval customers

Answer: A

Explanation:

https://trailhead.salesforce.com/en/content/learn/modules/dm_einstein_discovery_advance_d_stories/dm_understand_why_it_happened_insights

NEW QUESTION 40

An Einstein consultant created a dashboard that went through review. Some few charts were added and removed in the process. The dashboard is now approved for production.

Which best practice should be done before releasing the dashboard?

- A. Modify the XMD so all labels and values are user-friendly.
- B. Rename all the steps to correspond with the defined naming convention.
- C. Remove the redundant steps to ensure dashboard performance.
- D. Apply conditional formatting on the new charts.

Answer: C

Explanation:

https://help.salesforce.com/articleView?id=bi_dashboards_inspector.htm&type=5

NEW QUESTION 44

A consultant is asked to configure a user to view a dashboard, within a designated app, without the ability to create and save lenses. After adding the user to the app, which action should the consultant take to implement this requirement?

- A. Assign the Manager role to the user
- B. Ensure the user has the Analytics permission
- C. Assign the Editor role to the user
- D. Assign the view role to the user

Answer: B

NEW QUESTION 46

What can changing an answer to a wizard question do?

- A. Alter your Service Cloud implementation
- B. Fine-tune dashboards to reflect how your company measures key indicators
- C. Create a new set of dashboards with new KPIs
- D. Use up one of the three wishes granted you by the wizard

Answer: B

NEW QUESTION 49

Max Analytics API calls per user per hour

- A. 50,000
- B. 10,000
- C. 5,000
- D. 100,000

Answer: B

NEW QUESTION 51

The Einstein Analytics Plus Platform license is enabled for a Salesforce org and assigned to each user. However, these users cannot see the Einstein Analytics Studio in the App Launcher.
How can this issue be addressed?

- A. Share the app with the users in Einstein Analytics.
- B. Create user accounts for the users in Einstein Analytics.
- C. Assign the users to the permission set containing Use Analytics.
- D. Assign the users to the permission set containing Manage Analytics.

Answer: C

NEW QUESTION 53

A consultant built a very useful Einstein Analytics app for Sales Operations and they want to share its contents with the rest of Global Sales. However, they do not want to add everyone in Sales to their app. The consultant recommends extending the Sales Operations app and distributing it as an Einstein Analytics template app, but needs to locate specific information to get started.
What is the REST API URL where the consultant can find current template apps?

- A. /services/data/v##.#/wave/apps
- B. /services/data/v##.#/analytics/wizard
- C. /services/data/v##.#/wave/templates
- D. /services/data/v##.#/analytics/projects

Answer: B

NEW QUESTION 54

A consultant built an Einstein Analytics dashboard for a company. The company then requested an enhancement to the dashboard and provided additional data that needs to be displayed. As a result, the consultant decides to "augment" the dataflow.
Which phrase describes this transformation?

- A. Add data based on the right-side grain
- B. Join data similar to an SQL statement
- C. Add data as a lookup relationship (left side is the lowest grain)
- D. Join data based on a many-to-many relationship

Answer: C

Explanation:

https://trailhead.salesforce.com/en/content/learn/modules/wave_enable_data_integration_basics/wave_extract_salesforce_data
https://help.salesforce.com/articleView?id=bi_integrate_augment_transformation.htm&type=5

NEW QUESTION 59

What happens if you first disable Analytics, and then you re-enable Analytics later? Select 2

- A. User permissions are removed from each defined permission set if Analytics is disabled
- B. (Missed)
- C. User permissions are not removed from each defined permission set if Analytics is disabled.
- D. You must define the permission sets again if Analytics is re-enabled
- E. (Missed)
- F. You must not define the permission sets again if Analytics is re-enabled.

Answer: AC

Explanation:

https://blog.bessereau.eu/assets/pdfs/bi_admin_guide_setup.pdf

NEW QUESTION 63

To model customer value, a consultant decided to aggregate the amount (\$) individual customers spent over a 2-year span.
With reference to the outcome variable, which action should the consultant take?

- A. Create five bins of revenues, ranging from Very High Value, high Value, average Value, Low Value, and very Low Value in dataflow.
- B. Select the option: Are you expecting a whole number greater than or equal to 0?
- C. Create five bins of revenue, ranging from very high Value, High Value, Average Value, Low Value, and Very Low Value in data prep.
- D. Select to minimize the outcome variable.

Answer: B

NEW QUESTION 65

Concurrent queries per user?

- A. 20
- B. 50
- C. 10
- D. 25

Answer: C

NEW QUESTION 69

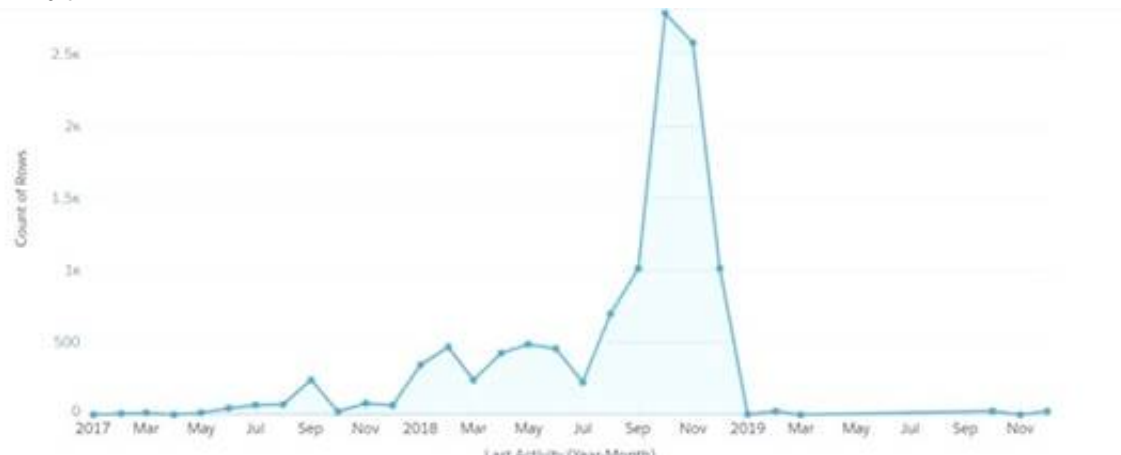
What do you have to assign to users before they can access Analytics?

- A. Analytics permission set license (PSL)
- B. Permission set with at least one Analytics user permission
- C. Username and password
- D. A and B
- E. B and C

Answer: D

NEW QUESTION 73

Exhibit:



A company wants to create a timeline chart to visualize the evolution of their Closed Won Opportunities. What are the required parameters to build a lens that displays output similar to the image shown?

- A. 2 measures, 0-2 groupings if trellis is disabled, or 0-4 groupings if trellis is enabled
- B. 1 measure, 1-2 groupings if trellis is disabled, or 1-4 groupings if trellis is enabled
- C. 1 measure, 1 grouping by a date field, and either 0-1 groupings by a dimension if trellis is disabled, or 0-2 groupings if trellis is enabled
- D. 1 measure, 0 groupings if trellis is disabled, or 0-2 groupings if trellis is enabled

Answer: C

NEW QUESTION 74

How do you analyze data from a CSV file using Einstein Discovery?

- A. Import the CSV file into Einstein Discovery.
- B. Import the CSV file into the most similar Salesforce object, then run reports on that object.
- C. You can't import data from a CSV file
- D. Import the CSV file into an Einstein Analytics dataset, then create a story.

Answer: D

NEW QUESTION 78

What is another name for the type of insight that examines how one variable explains variation of the outcome variable?

- A. First-order analysis
- B. Second-order analysis
- C. Third-order analysis
- D. Spectrum analysis
- E. Object-oriented analysis

Answer: A

NEW QUESTION 82

A consultant created an Einstein Analytics dashboard in a sandbox. Now, the dashboard needs to be migrated into production. To complete the migration, what are the consultant's three options? Choose 3 answers

- A. Ant Migration Tool
- B. Analytics External Data API
- C. Analytics REST API
- D. Change sets
- E. Analytics dashboard connector

Answer: ACD

Explanation:

https://help.salesforce.com/articleView?id=bi_explore_packaging_intro.htm&type=0

NEW QUESTION 87

What kind of insight is "What Is The Difference"?

- A. Descriptive
- B. Diagnostic
- C. Predictive
- D. Prescriptive

E. Selective

Answer: B

Explanation:

https://trailhead.salesforce.com/content/learn/modules/understand_einstein_discovery_stories/understand-what-is-the-difference-insights

NEW QUESTION 91

A dataset for building the Einstein Discovery story contains 72 fields that are potentially relevant predictors.

Which approach is considered best practice to assess the top predictors in order to get to a meaningful and robust model?

- A. This dataset is too big and cannot be used in Einstein Discover
- B. Request a new dataset with fewer predictors.
- C. Build the story with all the predictors and indicate that Einstein Discovery should show the top predictors.
- D. Go back to the data preparation and reduce the number of fields to less than 30 in order to produce a story.
- E. Build a story with a first set of predictors and assess which predictors are important to the story
- F. Then drop the less important ones and add the predictors that were omitted in the first run and assess their impact.

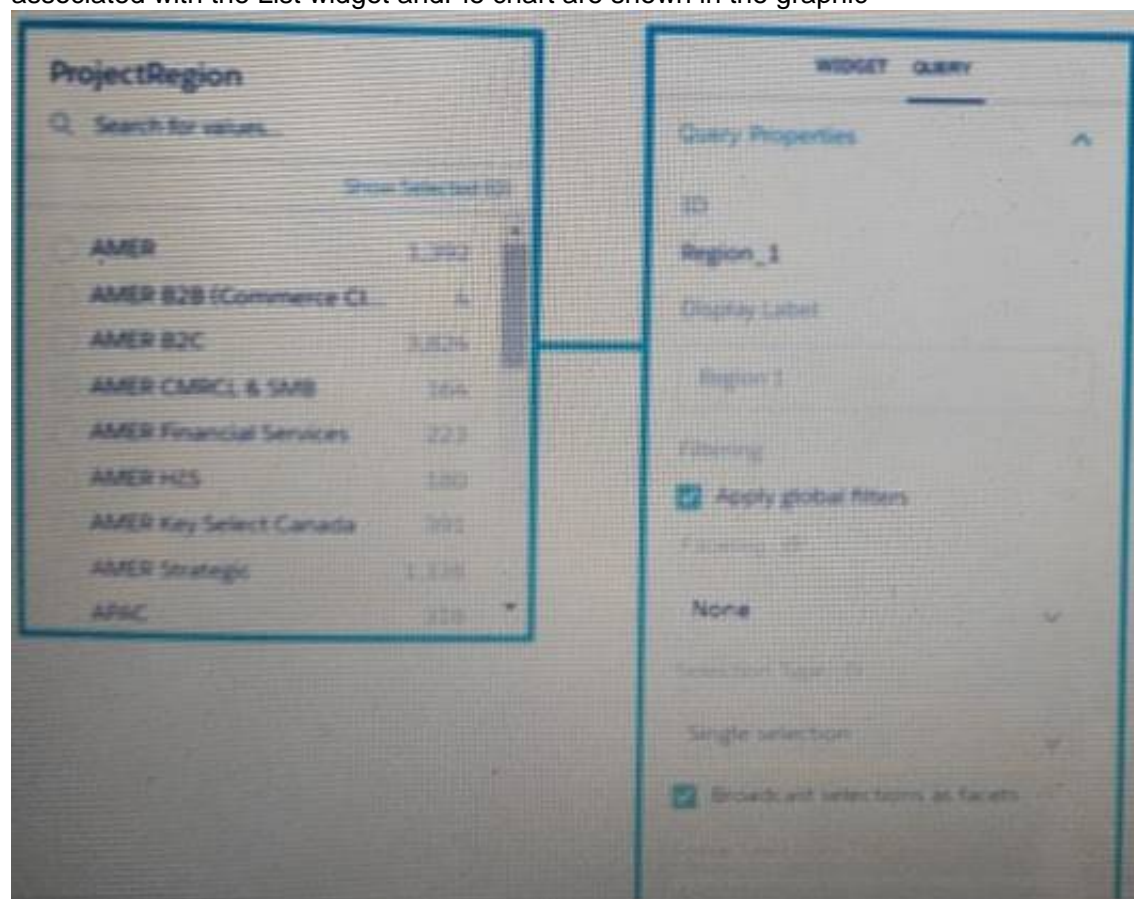
Answer: D

Explanation:

<https://medium.com/@kshannon565/ea-certification-study-guide-part-3-einstein-discovery-story-design-70ffbe4666c2>

NEW QUESTION 95

Universal Containers reports that any selection in the List widget is not affecting the pie chart in one of their Tableau CRM dashboard. The query options associated with the List widget and Pie chart are shown in the graphic



Which change can a Tableau CRM Consultant implement to solve this issue, given that the queries are using the same dataset?

- A. Set faceting to All instead of None in the query "Step_pie_1."
- B. Use result binding/interaction in the filters section of the query "Step_pie_1."
- C. Set faceting to all instead of None in the query "Region_1."
- D. Use selection binding/interaction in the filters section of the query "Region_1."

Answer: A

NEW QUESTION 96

Trending data limits: Maximum number of trended datasets per user and rows per snapshot:

- A. 5 per user, 200,000 per snapshot
- B. 10 per user, 100,000 per snapshot
- C. 10 per user, 200,000 per snapshot
- D. 5 per user, 100,000 per snapshot

Answer: D

NEW QUESTION 97

In Einstein Analytics, which node is used in a dataflow to extract data from a registered dataset?

- A. sfcdcDigest
- B. digest
- C. export
- D. edgemart

Answer: D

NEW QUESTION 101

The Event Monitoring Analytics app brings prebuilt insights and analytics to what type of existing data in your org?

- A. Field audit trail data
- B. Forensics data
- C. Sales Cloud data Login
- D. Event log file data

Answer: D

NEW QUESTION 102

An insurance company has many Einstein Analytics dashboards that show the influence of weather, such as atmospheric temperature, on customer cases. A service agent commented that it is sometimes difficult to determine, by looking at a dashboard, whether the temperature data is reported in degrees Fahrenheit or in degrees Celsius.

How can a dashboard designer ensure the temperature data is easier to interpret on the dashboards?

- A. Add a text widget to the dashboard to indicate Fahrenheit or Celsius.
- B. Use the XMD node in the dataflow to customize the number format of the field.
- C. Customize the number format in the number widget properties of the dashboard.
- D. In Explorer, go to the Fields menu and then customize the number format of the measure.

Answer: A

NEW QUESTION 105

A consultant is tasked with creating one query that shows how many opportunities and cases there are per account. Cases and opportunities are found in two different datasets with a reference to the related Account via the AccountId. What options do the consultant have in Analytics Studio to create the query?

- A. A fill statement
- B. A cogroup or union statement
- C. A union statement
- D. A cogroup statement

Answer: B

NEW QUESTION 110

Why is it important to prepare the data in a CSV file before you bring it into Analytics?

- A. To remove column headers
- B. To make sure the content is interesting
- C. To add currency symbols to numeric fields
- D. To make sure Analytics can set the field type correctly

Answer: D

NEW QUESTION 111

What is an Analytics app?

- A. A specialized version of the Einstein Analytics platform that runs outside of Salesforce
- B. Analytics for iPad
- C. A collection of datasets, dashboards, lenses, and a dataflow
- D. The blueprint for your org's Einstein Analytics implementation

Answer: C

NEW QUESTION 116

A client has a dashboard for Sales Managers. They want to have a list filter that shows the name of the month. However, based on the "CloseDate_Month" field, the list filter shows numbers instead of names.

How can an Einstein Consultant use the Dataflow nodes to generate the name of month as a new dimension in the dataset?

- A. flatten
- B. compute Relative
- C. compute Expression
- D. append

Answer: C

NEW QUESTION 121

Which of the following is true about the Service Analytics Overview dashboard?

- A. It instantly provides key metrics on open cases, average time to close, first contact resolution, and customer satisfaction.
- B. It lets you drill down to more detailed dashboards, like agent performance, channel review, and telephony metrics.
- C. It's available on desktop and mobile.

- D. It's a great place to start your analysis.
E. All of the above.

Answer: E

NEW QUESTION 126

Which set of statements generates monthly amount on a cumulative basis annually?

A)

```
result = load "opportunity1";  
result = group result by ('CloseDate_Year','CloseDate_Month');  
result = foreach result generate 'CloseDate_Year','CloseDate_Month', sum(sum(Amount)) over ([..0] partition by all order by  
'CloseDate_Year','CloseDate_Month')) as 'Cumulative Closed Amount';
```

B)

```
result = load "opportunity1";  
result = group result by ('CloseDate_Year~~~CloseDate_Month');  
result = foreach result generate 'CloseDate_Year','CloseDate_Month', sum(sum(Amount)) over ([..0] partition by 'CloseDate_Year'  
order by ('CloseDate_Year','CloseDate_Month')) as 'Cumulative Closed Amount';
```

C)

```
result = load "opportunity1";  
result = group result by ('CloseDate_Year','CloseDate_Month');  
result = foreach result generate 'CloseDate_Year','CloseDate_Month', sum(sum(Amount)) over ([..] partition by 'CloseDate_Year'  
order by ('CloseDate_Year','CloseDate_Month')) as 'Cumulative Closed Amount';
```

D)

```
result = load "opportunity1";  
result = group result by ('CloseDate_Year','CloseDate_Month');  
result = foreach result generate 'CloseDate_Year','CloseDate_Month', sum(sum(Amount)) over ([..0] partition by 'CloseDate_Year'  
order by ('CloseDate_Year','CloseDate_Month')) as 'Cumulative Closed Amount';
```

- A. Option A
B. Option B
C. Option C
D. Option D

Answer: D

NEW QUESTION 127

A consultant is working with a credit card company that needs help with ongoing fraudulent transactions. The company provides a representative sample dataset for the consultant to analyze in Einstein Discovery. The story's initial assessment shows that a third-party payment app is the source of these fraudulent transactions. However, the company rejects this assessment outcome, stating they have not had a partnership with this payment app long enough for it to be a concern.

What is the recommended next step to improve the story outcome?

- A. Make adjustments to the story to better demonstrate that the third-party payment app is the culprit.
B. Use the credit card company's domain knowledge and exclude the third-party payment app from the story.
C. Explain to the company that the story has returned unbiased results and the initial assessment is accurate.
D. Ask the credit card company for a more comprehensive dataset to analyze.

Answer: C

NEW QUESTION 128

Which security option is not available in Einstein Analytics for securing datasets?

- A. Inherited security
B. Row-level security with security predicates
C. Field-level security
D. App level security

Answer: C

NEW QUESTION 130

Upper and lower limits on rows in discovery.

- A. 1000 row minimum, 15,000,000 max
B. 3000 row minimum, 20,000,000 max
C. 00 row minimum, 20,000,000 max
D. 500 row minimum, 25,000,000 max

Answer: C

NEW QUESTION 131

The Tableau CRM team at a company creates three recipes.

- 1) myRecipeOne: this recipe takes 2 hours to run.
 - 2) mvRedpeTwo: this recipe takes 1 hour and 30 minutes to run.
 - 3) myRecipeThree: this recipe takes 1 minute and 30 seconds to run.
- If all three recipes run, how many count towards the 24 hour rolling recipe run limit.

- A. 2
B. 1
C. 3

Answer: A

NEW QUESTION 132

What does XMD stand for?

- A. Configuring unsupported fields
- B. Lenses Dataset Fields
- C. Extended Metadata
- D. Create a JSON

Answer: C

NEW QUESTION 134

An Einstein Consultant needs to add some data values to an existing dataflow: a text field, a number (via a case statement), and a date (via SAQL). In order to achieve this, which compute option should be used?

- A. computeExpression
- B. computeData
- C. computeValue
- D. computeField

Answer: A

NEW QUESTION 137

The Universal Containers company used Einstein Analytics to create two datasets:

Dataset A: contains a list of activities with an "activityID" dimension and a "userID" dimension Dataset B: contains a list of users with a "userID" dimension

The team wants to delete from Dataset A all activities related to users in Dataset B. How can an Einstein Consultant help them achieve this?

- A. Use the dataflow transformation "delete" and set "userID" as the deletion ID.
- B. Use a combination of dataflow transformations: "augment" and "filter."
- C. Use an external ETL tool to extract both datasets and delete record
- D. D, Use the recipe operation "delete" and set "userID" as the deletion ID.

Answer: B

NEW QUESTION 141

Yasmine wants to create a lens with the Seed Bank Orders dataset, but she currently doesn't see any rows in the dataset. Since Yasmine is Hadiqa's manager, Yasmine asks Hadiqa if she's experiencing the same problem, but Hadiqa replies that she can see all the rows. Why is this happening?

- A. The dataset's security predicate was set up incorrectly.
- B. Yasmine doesn't have the Manager app role.
- C. Yasmine wasn't assigned a permission set.
- D. Yasmine doesn't have the Create and Edit Analytics Dashboards permission.

Answer: A

NEW QUESTION 142

Can you share data from a widget?

- A. No, you can't share data from a widget.
- B. Select the step of the widget and share data.
- C. Select "Share" icon, click on "Download", and select "Download in .png, .XLS, or CSV" format.
- D. Only with the proper Einstein Analytics Platform license.

Answer: C

NEW QUESTION 146

Salesforce Analytics is...

- A. An application built on top of Salesforce
- B. A tool for analyzing surf reports and forecasts
- C. A CRM alternative to Salesforce
- D. An online repository of infographics

Answer: A

NEW QUESTION 149

A consultant built an Einstein Analytics app for the Sales Operations team. The Sales Operations team wants to share their app with other people at the company. The consultant

recommends distributing the app as an Einstein Analytics template app.

What can the consultant do to give the Sales team more choices and options with future apps that are generated from the Sales Operations app?

- A. Update contents in the Sales Operations app and changes will be pushed down to its generated apps.
- B. Ensure the Sales team has the necessary permissions to customize their apps.
- C. Create a configuration wizard for the app.
- D. Update contents in the Sales Operations app and create new template versions of the app.

Answer:

C

Explanation:

https://trailhead.salesforce.com/en/content/learn/modules/wave_analytics_templates_intro/wave_analytics_templates_in_action

NEW QUESTION 154

A consultant is asked to create a dashboard for sales to see the forecasted sales per product family. After gathering the requirements, the consultant decides to leverage the timeseries SAQL statement to predict sales.

Which two actions must be performed when writing the SAQL query? Choose 2 answers

- A. Determine if the timeseries required parameter, prediction interval, should be 80 or 95.
- B. Investigate which prediction model is best for the data available.
- C. Validate that there is enough data in the dataset to make a good prediction.
- D. Include the fill SAQL statement to fill any missing dates.

Answer: CD

NEW QUESTION 155

What's a good way to see which required questions in the configuration wizard don't have default values?

A.

Answer: D

Explanation:

- B. Try each option in the dropdown one at a time
- C. Download the app and run a SAQL query on the JSON
- D. Click "Looks good, next" and look for questions highlighted in red

NEW QUESTION 158

A consultant wants to understand what the important predictors are in the story. What are two places where this information can be found?

Choose 2 answers

- A. In the Einstein Recommendations for story improvement
- B. If there are no recommendations to remove strongest predictors, the story doesn't hold any important predictors but only weak (probably unrelated) terms.
- C. In the Story Settings, where the strength of predictor fields is calculated and visualized
- D. The consultant can sort the list of predictor fields accordingly.
- E. In the Model Deployment Wizard while selecting the actionable fields
- F. In the Model Metrics section, where the top predictors are listed

Answer: BD

NEW QUESTION 162

A large company is rolling out Einstein Analytics to their field sales. They have a well-defined role hierarchy where everyone is assigned to an appropriate node on the hierarchy.

An individual Sales rep should be able to view all opportunities that she/he owns or as part of the account team or opportunity team. The Sales Manager should be able to view all opportunities for the entire Sales team. Similarly, the Sales Vice President should be able to view opportunities for everyone who rolls up in that hierarchy.

The opportunity dataset has a field called 'OwnerId' which represents the opportunity owner.

Given this information, how can an Einstein Consultant implement the above requirements?

- A. As part of the dataflow, use the flatten operation on the role hierarchy and create a multivalued attribute called 'ParentRoleIds' on the opportunity dataset and apply following security predicate: 'ParentRoleIds' == "\$User.UserRoleId" && 'OwnerId' == "SUser.Id".
- B. As part of the dataflow, use computeExpression on the RoleId field to create an attribute called 'ParentRoleIds' on the opportunity dataset and apply following security predicate: 'ParentRoleIds' == "\$User.UserRoleId" || 'OwnerId' == "\$User.Id".
- C. As part of the dataflow, use computeRelative on the RoleId field to create an attribute called 'ParentRoleIds' on the opportunity dataset and apply following security predicate: 'ParentRoleIds' == "\$User.UserRoleId" || 'OwnerId' == "\$User.Id".
- D. As part of the dataflow, use the flatten operation on the role hierarchy and create a multivalued attribute called 'ParentRoleIds' on the opportunity dataset and apply following security predicate: 'ParentRoleIds' == "\$User.UserRoleId" || TeamMember.Id == "\$User.Id" || 'OwnerId' == "SUser.Id".
- E. Id" || 'OwnerId' == "SUser.Id".

Answer: D

NEW QUESTION 163

A client has a dataset comprised of Opportunity data and Opportunity Line level data. The client wants to use this dataset with Einstein Discovery to understand the Opportunity win rate.

What must be done to the dataset to achieve this goal?

- A. Select the isWon = True outcome variable and generate the story.
- B. Filter to only look at isWon = True records to avoid skewing the results.
- C. Click Create Story and Einstein will take care of the rest.
- D. Change the grain by removing the line level detail as it will skew the win rate.

Answer: C

NEW QUESTION 164

What does Einstein Analytics check when a user submits a query against a dataset?

- A. Whether the user has access to the app
- B. Which fields the user has access to
- C. If the user has access to the dataset
- D. Which rows the user has access to

Answer: D

NEW QUESTION 165

Universal Containers is evaluating the connection mode for the objects in their local Salesforce connector. They want to only sync updated and new records from the Order object, but they have some formula fields on the object and want to ensure those are updated weekly.

which

Which connection mode is best suited for this purpose?

- A. periodic Incremental Sync
- B. Full Sync
- C. Periodic Full Sync
- D. Incremental Sync

Answer: A

NEW QUESTION 170

Why are insights in the Unrelated category important?

- A. They explain everything about the outcome.
- B. They aren't importan
- C. Hence the name,Unrelated.
- D. They explain how interaction terms affect the outcome.
- E. The outcome might not have much to do with related variable
- F. It might have more to do with global effects.

Answer: D

NEW QUESTION 174

A customer is reviewing a story that is set to maximize the daily sales quantity of consumer products in stores, and the customer sees chart related to promotional activities and to San Francisco specifically.

What conclusion can be drawn from thisinsight? What conclusion can be drawn from this Insight?

- A. Of all promotions types in San Francisco, sales were the highest using Display promotion.
- B. Promotions increase sales stronger in San Francisco than they do in other cities.
- C. The best promotiontype is Display.
- D. The Other stores (visualized with the gray bars) show no significant data for the sales promotions.

Answer: B

NEW QUESTION 176

How can you restrict access to Analytics data at the row level?

- A. Manually add a flag to each row to prevent access.
- B. Use a security predicate to filter which rows are returned.
- C. Use subtle thought control.
- D. Remove restricted rows from the JSON file.

Answer: B

Explanation:

Predicate is a name for a filter condition that defines row-level access to records in a dataset Example: "rowLevelSecurityFilter":""AccountOwner' == \"\$User.Name\""

NEW QUESTION 177

Which three things can be done with the Einstein Analytics Dashboard Inspector? Choose 3 answers

- A. Automatically remove bottlenecks tomake queries run faster.
- B. Get a list of recommendations on how to improve the performance of the dashboard.
- C. View all queries and the time it took to run each one.
- D. View the total time required to run all queries.
- E. See the final query for each stepalong with query results.

Answer: BCE

NEW QUESTION 180

A Senior Sales Business Analyst asks for a dashboard that contains fiscal year product opportunities. Information is maintained ina spreadsheet which is comprehensive, but its contents often need to be explained. After sketching the dashboard, the consultant is ready to start building.

Which concept should be applied to this dashboard?

- A. Limit widget actions and exploration so userswill focus only on the high-level information.
- B. Use the different chart types to make the dashboard interesting and appealing.
- C. Design the dashboard with the desktop in mind and use the same layout for mobile devices for consistency.

D. Use charts to help users ask questions, not illustrate a conclusion.

Answer: D

Explanation:

https://help.salesforce.com/articleView?id=bi_dashboard_build_tips.htm&type=5

NEW QUESTION 182

What are the two main parts of a lens/exploration?

- A. Query
- B. Visualization
- C. Dataset
- D. Measure
- E. Grouping

Answer: BE

NEW QUESTION 186

Universal Containers has a Sales Manager dashboard. They have a compare table that displays the count of Customers and the Sum of Annual Revenue per year and per Account type. A consultant is asked to add more groupings to enhance details about their customers.

Last Activity (Year)	Account Type	Count of Rows	Sum of Annual Revenue
2017	Customer	638	€ 0.00
2018	Customer	5,296	€ 0.00
	Prospect	1	€ 0.00
	Wholesaler	2	€ 0.00

What is the maximum number of grouping columns that the consultant must be aware of in order to continue using a compare table versus creating the query using SAQL?

- A. 8
- B. 4
- C. unlimited
- D. 10

Answer: B

NEW QUESTION 191

In a Compare Table formula, you can refer to other columns with:

- A. Their names
- B. Numbers (1..9)
- C. Letters (A..Z)
- D. All of the above

Answer: C

NEW QUESTION 196

A Tableau CRM consultant develops a dashboard called SalesPerformance_1 in a sandbox environment. To deploy the recipe the consultant creates a package in workbench. What is the correct meta data reference in the xml file?

- A. SalesPerformance_1
- B. SalesPerformance_1 waveDashboard
- C. SalesPerformance_1 EADashboard
- D. SalesPerformance_1 EdgeOashboard

Answer: B

NEW QUESTION 199

Creating an Einstein Discovery story involves:

- A. Selecting a Dataset in Einstein Analytics, then clicking Create Story
- B. Copying text from company reports and pasting into Einstein Discovery
- C. Uploading a Microsoft® PowerPoint® presentation
- D. Entering notes about the data

Answer: A

NEW QUESTION 201

How do you open the Actions menu for a particular case shown in a dashboard?

- A. Click the Actions bar from a bubble chart
- B. Hover over the case number column of the values table widget and click the arrow that appears
- C. Double-click the case number in the Actions widget
- D. Simply @mention the case manager for that segment

Answer: B

NEW QUESTION 205

A customer wants to change the default blue color on a bar chart. What is the easiest way to change blue to another color?

- A. Use conditional formatting under the bar chart widget properties by selecting the dimension.
- B. Use conditional formatting under the bar chart widget properties by selecting the measure.
- C. Use bindings to specify a color per bar.
- D. Create a compare table formula to specify a hidden metric for coloring purposes.

Answer: B

NEW QUESTION 209

In a story investigating margin, large variations between product groups are dominating the story. Which action might an Einstein Consultant take to resolve this?

- A. Add more data to the dataset.
- B. Normalize the margin by product group.
- C. Eliminate extreme values in the dataset.
- D. Run separate stories for each region.

Answer: C

NEW QUESTION 212

An Einstein Consultant receives a new project from a client that wants to implement Einstein Analytics. They do not currently have Einstein Analytics, but want guidance around how to ensure that their users have correct access. They have 1000 users with a small team of three people who will build datasets and dashboards. An additional 15 people should be able to create dashboards. The remaining users should only be able to view dashboards. Which recommendation should the consultant give the client?

- A. Create and assign Salesforce permission sets according to the three types of roles defined.
- B. Assign the app permissions "viewer/" "editor," and "manager" to the three types of roles defined.
- C. Create and assign three new Salesforce profiles according to the three types of roles defined.
- D. Assign "Einstein Analytics Explorer" licenses to users that should only view the dashboard, and assign "Einstein Analytics Developer" licenses to users that should be able to create datasets and dashboards.

Answer: A

NEW QUESTION 216

Exhibit:



Which two statements can be determined based on the Why it Happened graphic above? Choose 2 answers

- A. Germany performs lower than average but better when the product is Call Center.
- B. The -2.2 Unexplained means there are effects that Einstein will never be able to explain regardless of the dataset.
- C. Call Center is a generally poor performing product, and since there is more in Germany that has a negative effect.
- D. Germany sells more Call Center product and that helps them increase their win rate.

Answer: CD

NEW QUESTION 218

To use the Sales Analytics app, which permission set license do you need?

- A. Sales Wave
- B. Sales Analytics Apps
- C. Analytics Templated Apps
- D. Security User

Answer: B

Explanation:

Each prebuilt Analytics app has its own PSL. When you set up permissions for those apps, select the right PSL. For Service Analytics, select "Service Analytics Apps." For Event Monitoring, select "Event Monitoring Analytics Apps," and so on.

NEW QUESTION 223

After loading data to Einstein Discovery and creating a story, the client asks the Einstein Consultant to explain the "Unexplained Bar" in the "Why it Happened" chart.

Which explanation is correct?

- A. It should always be 0 or the model should not be used.
- B. It shows the difference between the predicted outcome and the observed outcome.
- C. It displays the difference between the analyzed data and the data not reviewed.
- D. It only appears for outcomes that do not have an explanation.

Answer: B

NEW QUESTION 224

An Einstein Analytics consultant is asked to add a new SalesTax field to a Product Sales dataset. The formula to calculate SalesTax is (SubTotal'CountyTax). Which node should the consultant use in a Dataflow to calculate and insert SalesTax to the dataset?

- A. append
- B. computeExpression
- C. augment
- D. computeRelative

Answer: B

NEW QUESTION 226

How many external files can be uploaded to Einstein Analytics on rolling 24 hour basis?

- A. 100 files per dataset
- B. 300 files per dataset
- C. 500 files per dataset
- D. 50 files Per dataset

Answer: D

NEW QUESTION 230

In what order does Einstein Discovery present the insights that it uncovers?

- A. Alphabetical, in ascending order
- B. Alphabetical, in descending order
- C. Insights that explain the most variation in the outcome variable, in ascending order
- D. Insights that explain the most variation in the outcome variable, in descending order
- E. B and D

Answer: D

NEW QUESTION 234

Timeout for ETL jobs that have been scheduled but not executed

- A. 5 minutes
- B. 15 minutes
- C. 20 minutes
- D. 10 minutes

Answer: A

NEW QUESTION 237

Universal Containers reports that any selection in the List widget is not affecting the Pie chart in one of their Einstein Analytics dashboards. The step options associated with the List widget and Pie chart are shown in the graphic.

The screenshot shows a Tableau dashboard with a list of regions on the left, a pie chart in the center, and two configuration panels on the right. The list of regions includes AMER (1,392), AMER B2B (Commerce CL... (4), AMER B2C (3,824), AMER CMRCL & SMB (164), AMER Financial Services (223), AMER HLS (180), AMER Key Select Canada (391), AMER Strategic (1,338), and APAC (318). The pie chart shows a yellow segment labeled '86k'. The top configuration panel is for 'Region_1' and the bottom panel is for 'Step_pie_1'.

Region_1 Step Properties:

- ID: Region_1
- Display Label: Region 1
- Filtering:
 - ☒ Apply global filters
 - ☒ Apply filters from faceting
- Selection Type: Single selection
- ☒ Broadcast selections as facets
- Initial Selections: No Selections

Step_pie_1 Step Properties:

- Selection Type: Single selection
- ☒ Broadcast selections as facets
- Initial Selections: No Selections

Which two changes can an Einstein Consultant implement to solve this issue, given that the steps are using the same dataset? Choose 2 answers

- A. Use selection binding in the filters section of the step "Step_pie_1."
- B. Enable the option "Apply filters from faceting" in the step "Region_1."
- C. Enable the option "Apply filters from faceting" in the step "Step_pie_1."
- D. Use selection binding in the filters section of the step "Region_1."

Answer: AC

NEW QUESTION 240

How do you post to Chatter from a Sales Wave dashboard?

- A. Open the Actions menu for an opportunity or account and select Post
- B. Select Post to Chatter from the Actions drop-down at the top of the dashboard
- C. Right click any bar and type your message
- D. Send an email to a team member with "chatter:" in the subject line

Answer: A

NEW QUESTION 243

You are asked to update and maintain your company's Einstein Analytics dashboards. A request comes in for one of the dashboards that contains steps from different datasets. The request is to make it possible for a table from one dataset to be filtered by the results of a chart from another dataset. Your solution is to create a results binding.

Which three steps should you implement to create the binding?

- A. Look up the API name of the filtering field
- B. Look up the API name of the source field
- C. Find source and target step names
- D. Configure the results binding on the target step in the dashboard JSON.

Answer: ACD

NEW QUESTION 245

.....

Thank You for Trying Our Product

We offer two products:

1st - We have Practice Tests Software with Actual Exam Questions

2nd - Questions and Answers in PDF Format

Tableau-CRM-and-Einstein-Discovery-Consultant Practice Exam Features:

- * Tableau-CRM-and-Einstein-Discovery-Consultant Questions and Answers Updated Frequently
- * Tableau-CRM-and-Einstein-Discovery-Consultant Practice Questions Verified by Expert Senior Certified Staff
- * Tableau-CRM-and-Einstein-Discovery-Consultant Most Realistic Questions that Guarantee you a Pass on Your FirstTry
- * Tableau-CRM-and-Einstein-Discovery-Consultant Practice Test Questions in Multiple Choice Formats and Updatesfor 1 Year

100% Actual & Verified — Instant Download, Please Click
[Order The Tableau-CRM-and-Einstein-Discovery-Consultant Practice Test Here](#)