

Microsoft

Exam Questions MB-800

Microsoft Dynamics 365 Business Central Functional Consultant



NEW QUESTION 1

- (Exam Topic 1)

You need to report profitability by business line.

How should you configure the system? To answer, select the appropriate options in the answer area. NOTE: Each correct selection is worth one point.

Action	Control
Create a dimension	<div><div></div><div>Value</div><div>Combination</div><div>Default Priorities</div><div>Account Type Default</div></div>
Assign the dimension	<div><div></div><div>Vendor</div><div>Item Charge</div><div>G/L account</div></div>
Select a value posting	<div><div></div><div>Blank</div><div>No Code</div><div>Same Code</div><div>Code Mandatory</div></div>

- A. Mastered
- B. Not Mastered

Answer: A

Explanation:

Action	Control
Create a dimension	<div><div></div><div>Value</div><div>Combination</div><div>Default Priorities</div><div>Account Type Default</div></div>
Assign the dimension	<div><div></div><div>Vendor</div><div>Item Charge</div><div>G/L account</div></div>
Select a value posting	<div><div></div><div>Blank</div><div>No Code</div><div>Same Code</div><div>Code Mandatory</div></div>

NEW QUESTION 2

- (Exam Topic 1)

You need to configure discounting for sales.

Which three actions should you perform in sequence? To answer, move the appropriate actions from the list of actions to the answer area.

Actions

Define the Sales Invoice Discounts

Define the Customer Special Sales Prices & Discounts

Create a Customer Discount Group

Configure Discount Posting in Sales & Receivable Setup

Define the Sales Line Discounts

Select the Item Discount Group for the Item

Create an Item Discount Group

Answer Area

>

<

&u2191

⇊

- A. Mastered
- B. Not Mastered

Answer: A

Explanation:

Actions

Define the Sales Invoice Discounts

Define the Customer Special Sales Prices & Discounts

Create a Customer Discount Group

Configure Discount Posting in Sales & Receivable Setup

Define the Sales Line Discounts

Select the Item Discount Group for the Item

Create an Item Discount Group

Answer Area

Configure Discount Posting in Sales & Receivable Setup

Create a Customer Discount Group

Define the Sales Line Discounts

NEW QUESTION 3

- (Exam Topic 2)
You need to set up a new fiscal year and restrict posting.
Which options should you use? To answer, select the appropriate options in the answer area. NOTE: Each correct selection is worth one point.

Requirement

Set up a new fiscal year.

Action

Select Close Year

Select Create Year

Select Fiscal Year Balance

Select Inventory Period

Requirement

Define the fiscal year start date.

Action

Accept the default New Fiscal Year

Check Closed for all rows except for June 1

Check New Fiscal Year for June 1

Clear the default New Fiscal Year

Requirement

Restrict posting.

Action

In General Ledger Setup, set the Allow Posting From and Allow Posting To options to current dates

In User Setup, set Allow Posting From and Allow Posting To options to current dates

Remove any Permission sets that allow posting

Set the Work Date past the prior month ending date

- A. Mastered
- B. Not Mastered

Answer: A

Explanation:

Requirement	Action
Set up a new fiscal year.	<div> <div>▼</div> <div> Select Close Year Select Create Year Select Fiscal Year Balance Select Inventory Period </div> </div>
Define the fiscal year start date.	<div> <div>▼</div> <div> Accept the default New Fiscal Year Check Closed for all rows except for June 1 Check New Fiscal Year for June 1 Clear the default New Fiscal Year </div> </div>
Restrict posting.	<div> <div>▼</div> <div> In General Ledger Setup, set the Allow Posting From and Allow Posting To options to current dates In User Setup, set Allow Posting From and Allow Posting To options to current dates Remove any Permission sets that allow posting Set the Work Date past the prior month ending date </div> </div>

NEW QUESTION 4

- (Exam Topic 3)

A company uses Dynamics 365 Business Central.

A customer requests that the company always use their preferred shipping provider for all sales orders. You need to configure the system to meet this requirement. What should you do?

- A. Select Shipping Advice
- B. Define a shipping agent
- C. Set up a Ship-to code
- D. Designate a Responsibility center

Answer: B

Explanation:

Reference:

<https://docs.microsoft.com/en-gb/dynamics365/business-central/sales-how-to-set-up-shipping-agents>

NEW QUESTION 5

- (Exam Topic 3)

You need to configure Dynamics 365 Business Central to allow for receipt of quantities of items greater than the quantity ordered.

What are two possible ways to achieve the goal? Each correct answer presents a complete solution.

NOTE: Each correct selection is worth one point.

- A. Configure a maximum order quantity for the item
- B. Configure a maximum inventory level for the item
- C. Set up and select an over-receipt code in the item record
- D. Set up and select an over-receipt code in the vendor record

Answer: CD

Explanation:

Reference:

<https://docs.microsoft.com/en-gb/dynamics365/business-central/warehouse-how-receive-items>

NEW QUESTION 6

- (Exam Topic 3)

The accounts payable department of a company processes purchase invoices throughout the month. A vendor sends an invoice at the end of each week that combines all deliveries.

The company wants to know how to process this invoice. You need to explain the steps involved in purchase invoicing.

In which order should the steps be performed? To answer, move all actions from the list of actions to the answer area and arrange them in the correct order.

Actions

Create a new purchase invoice for the vendor and use the Get Receipt Lines action.

Delete fully invoiced purchase orders.

On the purchase invoice lines, make the necessary adjustments for example regarding received quantity or prices.

From the purchase order, post receipts for the items

Post the purchase invoice

Answer Area

>

<

⬆

⬇

- A. Mastered
- B. Not Mastered

Answer: A

Explanation:
Reference:
<https://docs.microsoft.com/en-gb/dynamics365/business-central/purchasing-how-to-combine-receipts>

NEW QUESTION 7

- (Exam Topic 3)
You are implementing Dynamics 365 Business Central. The accounting manager of the company provides you with the chart of accounts. You need to set up specific posting groups according to the chart of accounts. Which setup should you use? To answer, drag the appropriate setup to the correct action. Each setup may be used once, more than once, or not at all. You may need to drag the split bar between panes or scroll to view content.
NOTE: Each correct selection is worth one point.

Setups

Bank Account Posting Groups

Customer Posting Groups

Inventory Posting Groups and Inventory Posting Setup

Vendor Posting Groups

General Posting Setup

Answer Area

Action

Setup

Automatic posting of received payment differences

Setup

Automatic posting to the payables account

Setup

Automatic posting to different work in progress balance accounts, depending on the location

Setup

- A. Mastered
- B. Not Mastered

Answer: A

Explanation:
Reference:
<https://docs.microsoft.com/en-us/learn/modules/posting-groups-dynamics-365-business-central/1-set-up>

NEW QUESTION 8

- (Exam Topic 3)
A company uses Dynamics 365 Business Central. The company wants to print financial statements by using a cloud-based printer. You need to recommend the type of printer the customer should install. Which type of printer should you recommend?

- A. Email
- B. System
- C. Client default
- D. Server default

Answer: A

NEW QUESTION 9

- (Exam Topic 3)

A company is implementing Dynamics 365 Business Central.

The accountant must be able to report discounts received on purchased items separately from costs. You need to configure the system to meet the requirement.

How should you configure the system? To answer, select the appropriate configurations in the answer area. NOTE: Each correct selection is worth one point.

Area	Configuration
Purchase & Payables Setup	<div><div></div><div><div>Invoice Discounts for Discount Posting</div><div>Adjust for Payment Disc.</div><div>Line Discounts for Discount Posting</div><div>Calc. Inv. Discount</div></div></div>
General Posting Setup	<div><div></div><div><div>Purch. Account</div><div>Purch. Inv. Disc. Account</div><div>Purch. Line Disc. Account</div><div>Purchase Variance Account</div></div></div>

- A. Mastered
- B. Not Mastered

Answer: A

Explanation:

Reference:

<https://docs.microsoft.com/en-gb/dynamics365/business-central/purchasing-how-record-purchase-price-discount>

NEW QUESTION 10

- (Exam Topic 3)

You are creating companies for multiple customers in the cloud-based version of Dynamics 365 Business Central by using the assisted setup guide.

You need to create new companies.

Which templates should you use? To answer, drag the appropriate templates to the correct requirements. Each template may be used once, more than once, or not at all. You may need to drag the split bar between panes or scroll to view content.

NOTE: Each correct selection is worth one point.

Templates	Requirement	Template
Create New	Create a company that has setup data and sample data.	Template
Evaluation	Create a company that does not have setup data.	Template
Production	Create a blank company that has setup data but does not have sample data.	Template

- A. Mastered
- B. Not Mastered

Answer: A

Explanation:

Reference:

<https://docs.microsoft.com/en-gb/dynamics365/business-central/about-new-company>

NEW QUESTION 10

- (Exam Topic 3)

You have a Microsoft Excel file that includes journal entry data that must be imported into Dynamics 365 Business Central. This file was previously imported into a General Journal batch.

You receive an updated version of the file that includes corrections, deletions, and new journal entries. Which three actions can you perform by using the Edit in Excel feature? Each correct answer presents a complete solution.

NOTE: Each correct selection is worth one point.

- A. Modify an existing line in a General Journal batch
- B. Insert a new line in a General Journal batch
- C. Post one or more lines in a General Journal batch
- D. Request Approval for one or more lines in a General Journal batch
- E. Delete an existing line from a General Journal batch

Answer: ABE

NEW QUESTION 13





- (Exam Topic 3)

You are a functional consultant working on purchase returns in Dynamics 365 Business Central.

A customer orders 100 pieces of an item from a vendor. After receiving them into inventory and posting the invoice, the customer determines that only 50 pieces are needed.

You create a purchase return order to return 50 pieces of the item. The vendor has authorized the return. You need to apply the return to the original purchase.

Which five actions should you perform in sequence? To answer, move the appropriate actions from the list of actions to the answer area and arrange them in the correct order.

Actions	Answer Area
Post the purchase return order	
Set the purchase return order's item line Quantity to 50 pieces	
Set the Document Type filter to Posted Invoices and select the correct line	
Run the Copy Document... function	
Run the Get Posted Doc... to Reverse... function	
Enable the Return Original Quantity option	
Enable the Show Reversible Lines Only option	

- A. Mastered
- B. Not Mastered

Answer: A

Explanation:

Reference:

<https://docs.microsoft.com/en-gb/dynamics365/business-central/purchasing-how-process-purchase-returns-cance>

NEW QUESTION 14

- (Exam Topic 3)

Monetary amounts for local currency must always display three decimal places.

In General Ledger Setup, you need to configure the appropriate setup field with the appropriate value. What should you do?

- A. Set the value of Amount Decimal Places to 3:3
- B. Set the value of Unit-Amount Decimal Places to 3:3
- C. Set the value of In
- D. Rounding Precision to 0.001
- E. Set the value of Unit-Amount Rounding Precision to 0.001
- F. Set the value of Amount Rounding Precision to 0.001

Answer: A

Explanation:

The two threes in 3:3 mean a minimum of three decimal places and a maximum of 3 decimal places. In other words, it will always display three decimal places.

NEW QUESTION 19

- (Exam Topic 3)

Note: This question is part of a series of questions that present the same scenario. Each question in the series contains a unique solution that might meet the stated goals. Some question sets might have more than one correct solution, while others might not have a correct solution.

After you answer a question in this section, you will NOT be able to return to it. As a result, these questions will not appear in the review screen.

You are implementing Dynamics 365 Business Central for a company. The company provides subscription services to their customers. The subscription invoices are almost identical each month.

The company wants to set up recurring sales lines for subscription invoices. You need to create systems for creating subscription invoices.

Solution: Create a new recurring sales line. Open the relevant customers and attach the Recurring Sales Lines code to the customer. Then, run the Create Recurring Sales Invoices batch to create the invoices.

Does the solution meet the goal?

- A. Yes
- B. No

Answer: A

Explanation:

Reference:

<https://docs.microsoft.com/en-gb/dynamics365/business-central/sales-how-work-standard-lines>

NEW QUESTION 21

- (Exam Topic 3)

You configure a cloud-based printer in Dynamics 365 Business Central.

Purchase orders printed by users must automatically print to the cloud-based printer. You need to create a setup record for the user, report, and printer combination.

On which page should you create the setup record?

- A. Printer Selections
- B. Printer Management
- C. Report Layout Selection
- D. Report Selection – Purchase
- E. Document Sending Profiles

Answer: A

Explanation:

Reference:

<https://docs.microsoft.com/en-gb/dynamics365/business-central/ui-specify-printer-selection-reports>

NEW QUESTION 23

- (Exam Topic 3)

A company uses Dynamics 365 Business Central.

The company's funds are limited and some invoices that are due cannot be paid on time. You need to prioritize vendors when you suggest vendor payments.

Which three actions should you perform in sequence? To answer, move the appropriate actions from the list of actions to the answer area and arrange them in the correct order.

Actions

Select **Summarize per Vendor** when you run the Suggest Vendor Payments batch job.

Set **Vendor Priority** on the Vendor card using the lowest number, except zero, for the highest priority.

Select **Use Vendor Priority** when you run the Suggest Vendor Payments batch job.

Filter by Vendor Priority when you run the Suggest Vendor Payments batch job.

Set **Vendor Priority** on the Vendor Card using the highest number for the highest priority.

Enter **Available Amount (LCY)** when you run the Suggest Vendor Payments batch job.

Answer Area

>

<

↑

↓

- A. Mastered
- B. Not Mastered

Answer: A

Explanation:

Reference:

<https://docs.microsoft.com/en-us/learn/modules/suggest-vendor-payments-dynamics-365-business-central/2-prio>

NEW QUESTION 26

- (Exam Topic 3)

Note: This question is part of a series of questions that present the same scenario. Each question in the series contains a unique solution that might meet the stated goals. Some question sets might have more than one correct solution, while others might not have a correct solution.

After you answer a question in this section, you will NOT be able to return to it. As a result, these questions will not appear in the review screen.

You are implementing Dynamics 365 Business Central for a company. The company provides subscription services to their customers. The subscription invoices are almost identical each month.

The company wants to set up recurring sales lines for subscription invoices. You need to create systems for creating subscription invoices.

Solution: Create a sales quote for each customer. Add the sales lines to the quote. Then, use the Copy Document feature to create a new invoice.

Does the solution meet the goal?

- A. Yes
- B. No

Answer: B

Explanation:

Reference:

<https://docs.microsoft.com/en-gb/dynamics365/business-central/sales-how-work-standard-lines>

NEW QUESTION 30

.....

Thank You for Trying Our Product

We offer two products:

1st - We have Practice Tests Software with Actual Exam Questions

2nd - Questions and Answers in PDF Format

MB-800 Practice Exam Features:

- * MB-800 Questions and Answers Updated Frequently
- * MB-800 Practice Questions Verified by Expert Senior Certified Staff
- * MB-800 Most Realistic Questions that Guarantee you a Pass on Your FirstTry
- * MB-800 Practice Test Questions in Multiple Choice Formats and Updatesfor 1 Year

100% Actual & Verified — Instant Download, Please Click
[Order The MB-800 Practice Test Here](#)