



Microsoft

Exam Questions MB-800

Microsoft Dynamics 365 Business Central Functional Consultant

NEW QUESTION 1

- (Exam Topic 1)

You need to configure sales for the cash and carry desk. What should you select?

- A. Payment Service
- B. Direct Debit Mandate with a value of OneOff for Type of Payment
- C. Payment Method with a value of Bank Account for Balance Account
- D. Payment Terms with a value of 0D for Due Date Calculation

Answer: D

NEW QUESTION 2

- (Exam Topic 1)

You need to report profitability by business line.

How should you configure the system? To answer, select the appropriate options in the answer area. NOTE: Each correct selection is worth one point.

Action	Control
Create a dimension	<div>Value</div> <div>Combination</div> <div>Default Priorities</div> <div>Account Type Default</div>
Assign the dimension	<div>Vendor</div> <div>Item Charge</div> <div>G/L account</div>
Select a value posting	<div>Blank</div> <div>No Code</div> <div>Same Code</div> <div>Code Mandatory</div>

- A. Mastered
- B. Not Mastered

Answer: A

Explanation:

Action	Control
Create a dimension	<div>Value</div> <div>Combination</div> <div>Default Priorities</div> <div>Account Type Default</div>
Assign the dimension	<div>Vendor</div> <div>Item Charge</div> <div>G/L account</div>
Select a value posting	<div>Blank</div> <div>No Code</div> <div>Same Code</div> <div>Code Mandatory</div>

NEW QUESTION 3

- (Exam Topic 1)

You need to configure the system to show the sales discounts.

How should you configure the system? To answer, select the appropriate options in the answer area. NOTE: Each correct selection is worth one point.

Action	Configuration
Define simultaneous posting	<div><div></div><div>General Ledger Setup</div><div>Sales & Receivable Setup</div><div>Customer</div><div>Item</div></div>
Specify type to post separately	<div><div></div><div>Invoice Disc. Code</div><div>Special Prices & Discounts</div><div>Adjust for Payment Disc.</div><div>Discount Posting</div></div>

- A. Mastered
- B. Not Mastered

Answer: A

Explanation:

Action	Configuration
Define simultaneous posting	<div><div></div><div>General Ledger Setup</div><div>Sales & Receivable Setup</div><div>Customer</div><div>Item</div></div>
Specify type to post separately	<div><div></div><div>Invoice Disc. Code</div><div>Special Prices & Discounts</div><div>Adjust for Payment Disc.</div><div>Discount Posting</div></div>

NEW QUESTION 4

- (Exam Topic 1)

You need to configure discounting for sales.

Which three actions should you perform in sequence? To answer, move the appropriate actions from the list of actions to the answer area.

Actions	Answer Area
Define the Sales Invoice Discounts	
Define the Customer Special Sales Prices & Discounts	
Create a Customer Discount Group	<div>></div>
Configure Discount Posting in Sales & Receivable Setup	<div><</div>
Define the Sales Line Discounts	
Select the Item Discount Group for the Item	
Create an Item Discount Group	<div>⬆</div> <div>⬇</div>

- A. Mastered
- B. Not Mastered

Answer: A

Explanation:

Actions

- Define the Sales Invoice Discounts
- Define the Customer Special Sales Prices & Discounts
- Create a Customer Discount Group
- Configure Discount Posting in Sales & Receivable Setup
- Define the Sales Line Discounts
- Select the Item Discount Group for the Item
- Create an Item Discount Group

Answer Area

- Configure Discount Posting in Sales & Receivable Setup
- Create a Customer Discount Group
- Define the Sales Line Discounts

NEW QUESTION 5

- (Exam Topic 2)

You need to configure purchase order discounting and history.

What should you do? To answer, select the appropriate options in the answer area. NOTE: Each correct selection is worth one point.

Requirement

Action

Configure the preset invoice level discounts.

- Set Discount % on Vend. Invoice Discount
- Set Calc. Inv. Discount to Yes
- Set All Discounts on Discount Posting
- Set Pmt. Disc. Excl. Tax to Yes

Configure the automatic invoice level discounts calculation.

- Set Calc. Inv. Discount to Yes on Purchase & Payables Setup
- Set Purch. Line Disc. Account on General Posting Setup
- Select Invoice Discounts on Purchase & Payables Setup
- Set Adjust for Payment Disc. on General Ledger Setup

Configure purchase order history.

- Set Archive Orders to Yes
- Set Archive Quotes to Always
- Set Copy Comments Order to Invoice to Yes
- Set a date for Allow Document Deletion Before

- A. Mastered
- B. Not Mastered

Answer: A

Explanation:

Requirement

Action

Configure the preset invoice level discounts.

- Set Discount % on Vend. Invoice Discount
- Set Calc. Inv. Discount to Yes
- Set All Discounts on Discount Posting
- Set Pmt. Disc. Excl. Tax to Yes

Configure the automatic invoice level discounts calculation.

- Set Calc. Inv. Discount to Yes on Purchase & Payables Setup
- Set Purch. Line Disc. Account on General Posting Setup
- Select Invoice Discounts on Purchase & Payables Setup
- Set Adjust for Payment Disc. on General Ledger Setup

Configure purchase order history.

- Set Archive Orders to Yes
- Set Archive Quotes to Always
- Set Copy Comments Order to Invoice to Yes
- Set a date for Allow Document Deletion Before

NEW QUESTION 6

- (Exam Topic 2)

You need to configure reporting.

What should you do? To answer, select the appropriate options in the answer area. NOTE: Each correct selection is worth one point.

Requirement

Action

Set up dimensions

	▼
Create a new entry on Dimensions	
Select a dimension on Sales & Receivables Setup	
Choose a code in the Dimensions FastTab on General Ledger Setup	
Add default dimensions to General Ledger Accounts	

Configure global dimensions

	▼
Change global dimensions on General Ledger Setup	
Add a global dimension on General Ledger Setup	
Assign a dimension value of Global to Dimensions	
Select Global Dimensions on all Setup pages	

Configure shortcut dimensions

	▼
Choose a shortcut dimension code on General Ledger Setup	
Assign a dimension value of Shortcut to Dimensions	
Add default dimensions to Master Records	
Choose dimensions on an Analysis View	

A. Mastered

B. Not Mastered

Answer: A

Explanation:

Requirement

Action

Set up dimensions

	▼
Create a new entry on Dimensions	
Select a dimension on Sales & Receivables Setup	
Choose a code in the Dimensions FastTab on General Ledger Setup	
Add default dimensions to General Ledger Accounts	

Configure global dimensions

	▼
Change global dimensions on General Ledger Setup	
Add a global dimension on General Ledger Setup	
Assign a dimension value of Global to Dimensions	
Select Global Dimensions on all Setup pages	

Configure shortcut dimensions

	▼
Choose a shortcut dimension code on General Ledger Setup	
Assign a dimension value of Shortcut to Dimensions	
Add default dimensions to Master Records	
Choose dimensions on an Analysis View	

NEW QUESTION 7

- (Exam Topic 2)

You need to configure the system to meet the requirements for received items. What should you do?

A. Set the default costing method to Standard

B. Turn on Automatic Cost Posting

C. Turn on Expected Cost Posting

D. Set the value of the Automatic Cost Adjustment option to Always

Answer: C

Explanation:

Reference:

<https://docs.microsoft.com/en-gb/dynamics365/business-central/design-details-expected-cost-posting>

NEW QUESTION 8

- (Exam Topic 3)

A company uses Dynamics 365 Business Central.

A customer requests that the company always use their preferred shipping provider for all sales orders. You need to configure the system to meet this requirement. What should you do?

- A. Select Shipping Advice
- B. Define a shipping agent
- C. Set up a Ship-to code
- D. Designate a Responsibility center

Answer: B

Explanation:

Reference:

<https://docs.microsoft.com/en-gb/dynamics365/business-central/sales-how-to-set-up-shipping-agents>

NEW QUESTION 9





- (Exam Topic 3)

You complete Payment Registration setup. The following options are enabled:

- > Use this account as default
- > Auto Fill Date received

You need to process a single full payment from a customer against the amounts due for two invoices by using customer payment registration.

What four actions should you perform in sequence? To answer, move the appropriate actions from the list of actions to the answer area and arrange them in the correct order.

Actions		Answer Area
In the Date Received field, enter the date when the payment was made		
In the Amount Received field, enter amounts		
Select the Payment Made option for lines that represent the second invoice		
Select Post Payments		
Open Payment Registration		
Select the Payment Made option for lines that represent the first invoice		
Select Post As Lump Payment		

- A. Mastered
- B. Not Mastered

Answer: A

Explanation:

Reference:

<https://docs.microsoft.com/en-gb/dynamics365/business-central/receivables-how-reconcile-customer-payments>

NEW QUESTION 10

- (Exam Topic 3)

You need to configure Dynamics 365 Business Central to allow for receipt of quantities of items greater than the quantity ordered.

What are two possible ways to achieve the goal? Each correct answer presents a complete solution.

NOTE: Each correct selection is worth one point.

- A. Configure a maximum order quantity for the item
- B. Configure a maximum inventory level for the item
- C. Set up and select an over-receipt code in the item record
- D. Set up and select an over-receipt code in the vendor record

Answer: CD

Explanation:

Reference:

<https://docs.microsoft.com/en-gb/dynamics365/business-central/warehouse-how-receive-items>

NEW QUESTION 10

- (Exam Topic 3)

The accounts payable department of a company processes purchase invoices throughout the month. A vendor sends an invoice at the end of each week that combines all deliveries.

The company wants to know how to process this invoice. You need to explain the steps involved in purchase invoicing.

In which order should the steps be performed? To answer, move all actions from the list of actions to the answer area and arrange them in the correct order.

Actions

Answer Area

Create a new purchase invoice for the vendor and use the Get Receipt Lines action.

Delete fully invoiced purchase orders.

On the purchase invoice lines, make the necessary adjustments for example regarding received quantity or prices.

From the purchase order, post receipts for the items

Post the purchase invoice



- A. Mastered
- B. Not Mastered

Answer: A

Explanation:

Reference:

<https://docs.microsoft.com/en-gb/dynamics365/business-central/purchasing-how-to-combine-receipts>

NEW QUESTION 13

- (Exam Topic 3)

You are implementing Dynamics 365 Business Central for a customer who has two warehouses. The customer requires the following:

- > different item pricing and vendors set up for items in each warehouse
- > transactions tied to a specific location
- > You need to configure Business Central per the customer requirements.

Which three entities should you configure? Each correct answer presents part of the solution?

NOTE: Each correct selection is worth one point.

- A. Inventory setup
- B. Warehouse setup
- C. Stockkeeping units
- D. Item card
- E. Locations

Answer: BCD

Explanation:

Reference:

<https://usedynamics.com/business-central/inventory/items-using-sku/>

NEW QUESTION 18

- (Exam Topic 3)

You are implementing Dynamics 365 Business Central. The accounting manager of the company provides you with the chart of accounts.

You need to set up specific posting groups according to the chart of accounts.

Which setup should you use? To answer, drag the appropriate setup to the correct action. Each setup may be used once, more than once, or not at all. You may need to drag the split bar between panes or scroll to view content.

NOTE: Each correct selection is worth one point.

Setups

Bank Account Posting Groups

Customer Posting Groups

Inventory Posting Groups and Inventory Posting Setup

Vendor Posting Groups

General Posting Setup

Answer Area

Action	Setup
Automatic posting of received payment differences	Setup
Automatic posting to the payables account	Setup
Automatic posting to different work in progress balance accounts, depending on the location	Setup

- A. Mastered
- B. Not Mastered

Answer: A

Explanation:

Reference:
<https://docs.microsoft.com/en-us/learn/modules/posting-groups-dynamics-365-business-central/1-set-up>

NEW QUESTION 20

- (Exam Topic 3)
A company uses Dynamics 365 Business Central.
The company wants to print financial statements by using a cloud-based printer. You need to recommend the type of printer the customer should install.
Which type of printer should you recommend?

- A. Email
- B. System
- C. Client default
- D. Server default

Answer: A

NEW QUESTION 24

- (Exam Topic 3)
You need to configure a new journal template.
What should you do? To answer, drag the appropriate fields to the correct requirements. Each field may be used once, more than once, or not at all. You may need to drag the split bar between panes or scroll to view content.
NOTE: Each correct selection is worth one point.

Fields

Force Doc. Balance

Bal. Account Type and Bal. Account No.

Source Code

Reason Code

Answer Area

Requirement	Field
Create journal lines that must balance by document number and document type.	Field
Create journal lines that must specify a default balancing account.	Field
Create journal lines that use the origin of the entry as the basis for an audit trail.	Field
Create journal lines that must include a reason why an entry was made and can be used for the audit trail.	Field

- A. Mastered
- B. Not Mastered

Answer: A

Explanation:

Reference:
<https://docs.microsoft.com/en-us/learn/modules/general-journal-templates-dynamics-365-business-central/1-tem>

NEW QUESTION 27

- (Exam Topic 3)
A company is implementing Dynamics 365 Business Central.
The accountant must be able to report discounts received on purchased items separately from costs. You need to configure the system to meet the requirement.
How should you configure the system? To answer, select the appropriate configurations in the answer area. NOTE: Each correct selection is worth one point.

Area	Configuration
Purchase & Payables Setup	<div> <div></div> <div> <div>Invoice Discounts for Discount Posting</div> <div>Adjust for Payment Disc.</div> <div>Line Discounts for Discount Posting</div> <div>Calc. Inv. Discount</div> </div> </div>
General Posting Setup	<div> <div></div> <div> <div>Purch. Account</div> <div>Purch. Inv. Disc. Account</div> <div>Purch. Line Disc. Account</div> <div>Purchase Variance Account</div> </div> </div>

- A. Mastered

B. Not Mastered

Answer: A

Explanation:

Reference:
<https://docs.microsoft.com/en-gb/dynamics365/business-central/purchasing-how-record-purchase-price-discount>

NEW QUESTION 28

- (Exam Topic 3)

You are creating companies for multiple customers in the cloud-based version of Dynamics 365 Business Central by using the assisted setup guide. You need to create new companies.

Which templates should you use? To answer, drag the appropriate templates to the correct requirements. Each template may be used once, more than once, or not at all. You may need to drag the split bar between panes or scroll to view content.

NOTE: Each correct selection is worth one point.

Templates	Answer Area	
	Requirement	Template
Create New	Create a company that has setup data and sample data.	Template
Evaluation	Create a company that does not have setup data.	Template
Production	Create a blank company that has setup data but does not have sample data.	Template

- A. Mastered

B. Not Mastered

Answer: A

Explanation:

Reference:
<https://docs.microsoft.com/en-gb/dynamics365/business-central/about-new-company>

NEW QUESTION 31

- (Exam Topic 3)

You have a Microsoft Excel file that includes journal entry data that must be imported into Dynamics 365 Business Central. This file was previously imported into a General Journal batch.

You receive an updated version of the file that includes corrections, deletions, and new journal entries. Which three actions can you perform by using the Edit in Excel feature? Each correct answer presents a complete solution.

NOTE: Each correct selection is worth one point.

- A. Modify an existing line in a General Journal batch

B. Insert a new line in a General Journal batch

C. Post one or more lines in a General Journal batch

D. Request Approval for one or more lines in a General Journal batch

E. Delete an existing line from a General Journal batch

Answer: ABE

NEW QUESTION 35

- (Exam Topic 3)
You are a functional consultant working on purchase returns in Dynamics 365 Business Central.
A customer orders 100 pieces of an item from a vendor. After receiving them into inventory and posting the invoice, the customer determines that only 50 pieces are needed.
You create a purchase return order to return 50 pieces of the item. The vendor has authorized the return. You need to apply the return to the original purchase.
Which five actions should you perform in sequence? To answer, move the appropriate actions from the list of actions to the answer area and arrange them in the correct order.

Actions

Post the purchase return order

Set the purchase return order's item line Quantity to 50 pieces

Set the Document Type filter to Posted Invoices and select the correct line

Run the Copy Document... function

Run the Get Posted Doc... to Reverse... function

Enable the Return Original Quantity option

Enable the Show Reversible Lines Only option

Answer Area

- A. Mastered
- B. Not Mastered

Answer: A

Explanation:
Reference:
<https://docs.microsoft.com/en-gb/dynamics365/business-central/purchasing-how-process-purchase-returns-cance>

NEW QUESTION 38

- (Exam Topic 3)
A bank is implementing Dynamics 365 Business Central.
Each bank account must be configured to a unique G/L Account. You need to set up the first bank account.
How should you configure the system? To answer, select the appropriate options in the answer area. NOTE: Each correct selection is worth one point.

Control

Bank Account Nos.

G/L Account for the bank account

Assignment

Bank Account Posting groups

General Ledger Setup

Cash Flow Setup

Source Code Setup

General Business Posting group

Bank Account Posting group

General Posting Setup

Bank Account Currency Code

- A. Mastered
- B. Not Mastered

Answer: A

Explanation:
Reference:
<https://usedynamics.com/business-central/finance/general-ledger-setup/> <https://docs.microsoft.com/en-gb/dynamics365/business-central/bank-how-setup-bank-accounts>

NEW QUESTION 40

- (Exam Topic 3)
Monetary amounts for local currency must always display three decimal places.
In General Ledger Setup, you need to configure the appropriate setup field with the appropriate value. What should you do?

- A. Set the value of Amount Decimal Places to 3:3
- B. Set the value of Unit-Amount Decimal Places to 3:3
- C. Set the value of In
- D. Rounding Precision to 0.001
- E. Set the value of Unit-Amount Rounding Precision to 0.001
- F. Set the value of Amount Rounding Precision to 0.001

Answer: A

Explanation:

The two threes in 3:3 mean a minimum of three decimal places and a maximum of 3 decimal places. In other words, it will always display three decimal places.

NEW QUESTION 43

- (Exam Topic 3)

You are configuring Dynamics 365 Business Central for a company. You need to create items.

Which item types should you use? To answer, drag the appropriate item types to the correct scenarios. Each item type may be used once, more than once, or not at all. You may need to drag the split bar between panes or scroll to view content.

NOTE: Each correct selection is worth one point.

Item types

All

Inventory

Non-Inventory

Service

Answer Area

Scenario	Item type
The item may be transferred between locations.	Item type
The item can be used in assembly consumption, but the quantity is not tracked.	Item type
Item will be used in sales transactions.	Item type

- A. Mastered
- B. Not Mastered

Answer: A

Explanation:

Reference:

<https://docs.microsoft.com/en-gb/dynamics365/business-central/inventory-about-item-types>

NEW QUESTION 45

- (Exam Topic 3)

You set up a new company for a customer.

The customer provides you with a Microsoft Excel file that contains master data. You need to import the master data by using configuration packages.

Which four actions should you perform in sequence? To answer, move the appropriate actions from the list of actions to the answer area and arrange them in the correct order.

Actions

Import a populated Excel template into the sales header and lines

Import a populated Excel template into the package data

Export a configuration package

Apply the data

Create a configuration package

Export an Excel template and populate the data

Answer Area

>

<

^

v

- A. Mastered
- B. Not Mastered

Answer: A

Explanation:

Reference:

<https://docs.microsoft.com/en-gb/dynamics365/business-central/admin-how-to-prepare-a-configuration-package> <https://docs.microsoft.com/en-gb/dynamics365/business-central/admin-how-to-configure-new-companies>

NEW QUESTION 49
.....

Thank You for Trying Our Product

We offer two products:

1st - We have Practice Tests Software with Actual Exam Questions

2nd - Questions and Answers in PDF Format

MB-800 Practice Exam Features:

- * MB-800 Questions and Answers Updated Frequently
- * MB-800 Practice Questions Verified by Expert Senior Certified Staff
- * MB-800 Most Realistic Questions that Guarantee you a Pass on Your FirstTry
- * MB-800 Practice Test Questions in Multiple Choice Formats and Updatesfor 1 Year

100% Actual & Verified — Instant Download, Please Click
[Order The MB-800 Practice Test Here](#)